

April, 2020 – *DividendRank* Report

<http://www.dividendchannel.com/>

History has shown that the bulk of the stock market's returns are delivered by dividends. Only consistently profitable companies can afford to keep paying dividends, so profitability is of critical importance. And investors shouldn't pay too expensive a price to buy a stock, even if the company itself is strong. So therefore, dividend investors should be most interested in researching the strongest most profitable companies, that also happen to be trading at an attractive valuation.

Each month, Dividend Channel screens through our coverage universe of dividend paying stocks, to look at a variety of data – dividend history & yield, book value, quarterly earnings – and compare it to the stock's trading data to come up with certain calculations about profitability and about the stock's valuation (whether we think it looks "cheap" or "expensive"). Our proprietary DividendRank formula ranks stocks within the following 18 sectors/categories, to identify the top most "interesting" ideas that merit further research.

Business Services & Equipment

Construction

Consumer Goods

Consumer Services

Energy

ETFs & CEFs

Financial

Healthcare

Industrial

Manufacturing

Materials

Media

Metals & Mining

Real Estate

Technology

Transportation

Travel & Entertainment

Utilities

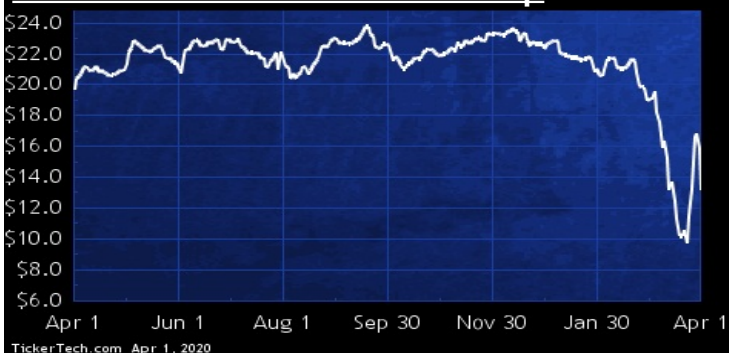
BUSINESS SERVICES & EQUIPMENT

DividendRank	Symbol	Dividend	Recent Yield*
#1	NEWT	Q 1.76	13.32%
#2	CCAP	Q 1.64	16.99%
#3	TRTN	Q 2.08	8.04%
#4	ADS	Q 2.52	7.49%
#5	BGSF	Q 1.20	16.04%
#6	MIC	Q 4.00	15.84%
#7	VSEC	Q 0.36	2.20%
#8	RECN	Q 0.56	5.10%
#9	IRM	Q 2.47	10.39%
#10	STAF	Q 0.04	11.39%

* (updated 7 hours, 20 minutes ago) Yield calculations vary and may not be reliable nor comparable. Not all publicly traded securities are ranked; data may be incorrect or out of date. Rankings are for informational purposes only and do not constitute advice. [Full disclaimer](#)

SPOTLIGHT ON: NEWT — 13.3% YIELD

Newtek Business Services Corp



Newtek Business Services is a business development company. Co. provides, together with its controlled portfolio companies, a range of business and financial solutions under the Newtek® brand to the small-and-medium sized business market. Co.'s products and services include: Business Lending including United States Small Business Administration 7(a) loans, 504 loans and conventional loans, Electronic Payment Processing, Managed Technology Solutions (Cloud Computing), Technology Consulting, eCommerce, Accounts Receivable and Inventory Financing, personal and commercial lines Insurance Services, Web Services, Data Backup, Storage and Retrieval, and Payroll and Benefits Solutions.

[BDC](#) NEWT is a BDC — view [NEWT BDCInvestor Profile](#).

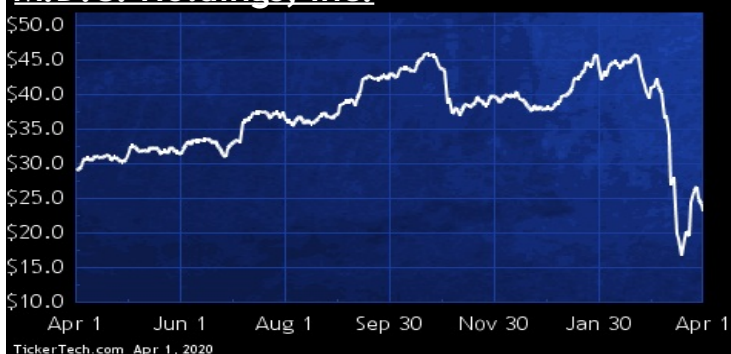
CONSTRUCTION

DividendRank	Symbol	Dividend	Recent Yield*
#1	MDC	Q 1.32	5.69%
#2	PHM	Q 0.48	2.15%
#3	KBH	Q 0.36	1.99%
#4	LEN	Q 0.50	1.31%
#5	HEES	Q 1.10	7.49%
#6	DHI	Q 0.70	2.06%
#7	GVA	Q 0.52	3.43%
#8	FIX	Q 0.42	1.15%
#9	FLR	Q 0.40	5.79%
#10	PRIM	Q 0.24	1.51%

* (updated 7 hours, 20 minutes ago) Yield calculations vary and may not be reliable nor comparable. Not all publicly traded securities are ranked; data may be incorrect or out of date. Rankings are for informational purposes only and do not constitute advice. [Full disclaimer](#)

SPOTLIGHT ON: MDC — 5.7% YIELD

M.D.C. Holdings, Inc.



M.D.C. Holdings is engaged in the homebuilding and financial services. Co.'s homebuilding operations consist of its subsidiaries that purchase finished or develop lots to the extent necessary for the construction and sale primarily of single-family detached homes to first-time and first-time move-up homebuyers. Co.'s financial services operations include: HomeAmerican Mortgage Corporation, which originates mortgage loans for its homebuyers; American Home Insurance Agency, Inc., which provides third-party insurance products to its homebuyers; and American Home Title and Escrow Company, which provides title agency services to its homebuilding subsidiaries and its customers in certain states.

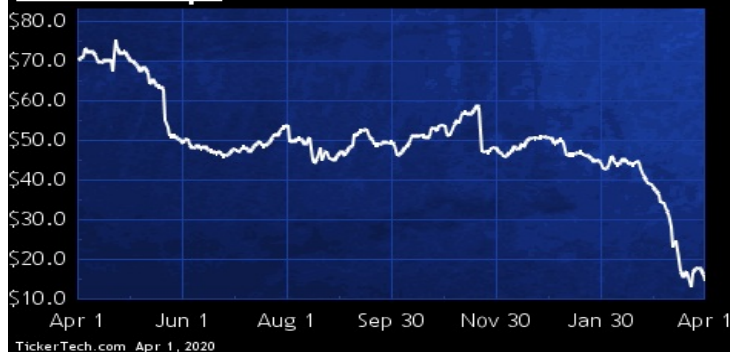
CONSUMER GOODS

DividendRank	Symbol	Dividend	Recent Yield*
#1	<u>KSS</u>	Q 2.82	19.30%
#2	<u>FL</u>	Q 1.60	7.26%
#3	<u>ACCO</u>	Q 0.26	5.15%
#4	<u>SAH</u>	Q 0.40	3.01%
#5	<u>DBI</u>	Q 0.40	8.03%
#6	<u>BIG</u>	Q 1.20	8.44%
#7	<u>PAG</u>	Q 1.68	6.00%
#8	<u>PLCE</u>	Q 2.24	11.45%
#9	<u>BBBY</u>	Q 0.68	16.15%
#10	<u>TAP</u>	Q 2.28	5.84%

* (updated 7 hours, 20 minutes ago) Yield calculations vary and may not be reliable nor comparable. Not all publicly traded securities are ranked; data may be incorrect or out of date. Rankings are for informational purposes only and do not constitute advice. [Full disclaimer](#)

SPOTLIGHT ON: KSS — 19.3% YIELD

Kohl's Corp.



Kohl's operates department stores, a website (www.Kohls.com), FILA outlets, and Off-Aisle clearance centers. Co.'s Kohl's stores and website sell proprietary and national brand apparel, footwear, accessories, beauty and home products. Co.'s website includes merchandise that is available in its stores, as well as merchandise that is available only online. Co.'s portfolio includes private brands such as Apt. 9, Croft & Barrow, Jumping Beans, SO and Sonoma Goods for Life and exclusive brands that are developed and marketed through agreements with brands such as Food Network, LC Lauren Conrad, Elle and Simply Vera Vera Wang.

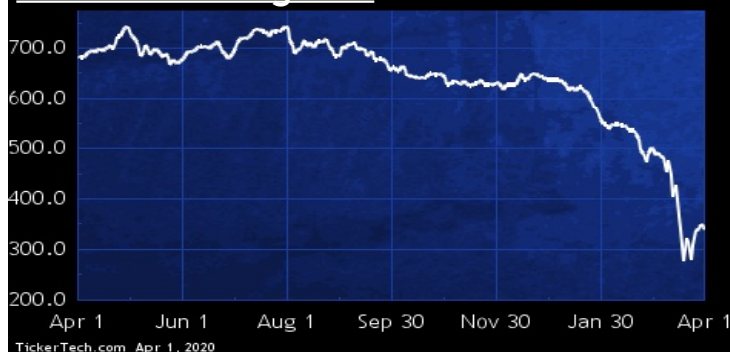
CONSUMER SERVICES

DividendRank	Symbol	Dividend	Recent Yield*
#1	<u>GHC</u>	Q 5.80	1.70%
#2	<u>FRG</u>	Q 1.00	11.47%
#3	<u>SCI</u>	Q 0.76	1.94%
#4	<u>MNRO</u>	Q 0.88	2.01%
#5	<u>CLCT</u>	Q 0.70	4.47%
#6	<u>STRA</u>	Q 2.40	1.72%
#7	<u>TRU</u>	Q 0.30	0.45%
#8	<u>CSV</u>	Q 0.30	1.86%

* (updated 7 hours, 20 minutes ago) Yield calculations vary and may not be reliable nor comparable. Not all publicly traded securities are ranked; data may be incorrect or out of date. Rankings are for informational purposes only and do not constitute advice. [Full disclaimer](#)

SPOTLIGHT ON: GHC — 1.7% YIELD

Graham Holdings Co.



Graham Holdings is an education and media company, whose operations include educational services; television broadcasting; online, print and local TV news; home health and hospice care; and manufacturing. Co.'s subsidiary, Kaplan, Inc. provides educational services, both domestically and outside the United States. Co.'s media operations comprise of the ownership and operation of television broadcasting, plus Slate and Foreign Policy magazines; Megaphone, a provider of podcast technology for publishers and advertisers; and Pinna, an ad-free audio streaming service for children. Co. also owns, among others, home health and hospice providers, industrial companies, and automotive dealerships.

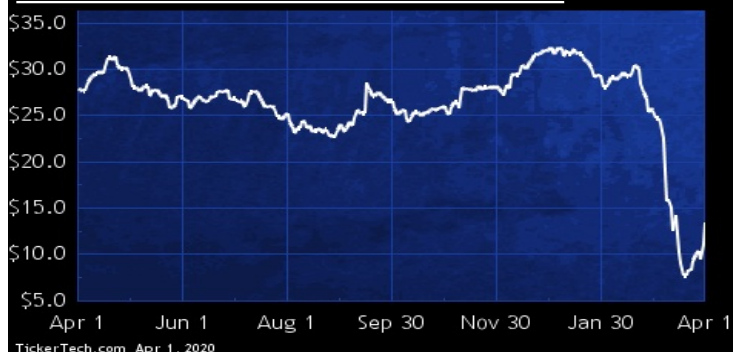
ENERGY

DividendRank	Symbol	Dividend	Recent Yield*
#1	CNQ	Q 1.70	8.93%
#2	PBA	M 2.52	9.46%
#3	SU	Q 1.86	11.77%
#4	AROC	Q 0.58	15.43%
#5	HP	Q 2.84	18.15%
#6	FLNG	Q 3.80	7.27%
#7	MNRL	Q 1.52	18.38%
#8	VLO	Q 3.92	8.64%
#9	KNOP	Q 2.08	20.39%
#10	EPD	Q 1.78	12.45%

* (updated 7 hours, 20 minutes ago) Yield calculations vary and may not be reliable nor comparable. Not all publicly traded securities are ranked; data may be incorrect or out of date. Rankings are for informational purposes only and do not constitute advice. [Full disclaimer](#)

SPOTLIGHT ON: CNQ — 8.9% YIELD

Canadian Natural Resources Ltd



Canadian Natural Resources is an independent crude oil and natural gas exploration, development and production company. Co.'s exploration and production operations are focused in North America, largely in Western Canada; the U.K. portion of the North Sea; and CÔte d'Ivoire, Gabon, and South Africa in Offshore Africa. Co. had total proved reserves of 5.71 billion barrels of oil equivalent. Co.'s gross proved crude oil, bitumen (thermal oil), synthetic crude oil and natural gas liquids reserves totaled 4.70 billion barrels and its gross proved natural gas reserves totaled 6,106.00 billion cubic feet.

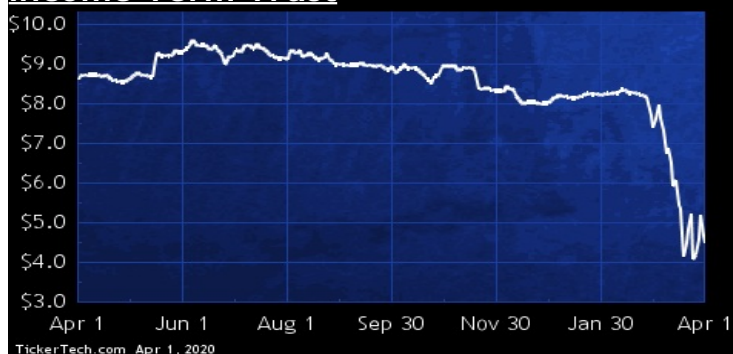
ETFs & CEFS

DividendRank	Symbol	Dividend	Recent Yield*
#1	XFLT	M 0.88	19.51%
#2	FDEU	M 1.45	15.83%
#3	BGX	M 1.34	12.75%
#4	DPG	Q 1.40	14.81%
#5	RA	M 2.39	16.27%
#6	TEAF	M 1.30	12.89%
#7	BGB	M 1.22	11.76%
#8	KIO	M 1.50	14.07%
#9	VGI	M 1.51	15.67%
#10	KBWD	M 1.98	18.32%

* (updated 7 hours, 20 minutes ago) Yield calculations vary and may not be reliable nor comparable. Not all publicly traded securities are ranked; data may be incorrect or out of date. Rankings are for informational purposes only and do not constitute advice. [Full disclaimer](#)

SPOTLIGHT ON: XFLT — 19.5% YIELD

XAI Octagon Floating Rate & Alternative Income Term Trust



XAI Octagon Floating Rate & Alternative Income Term Trust is a newly-organized, diversified, closed-end management investment company. The Trust seeks to achieve its investment objective by investing in a dynamically managed portfolio of opportunities primarily within the private credit markets. As of Sept 30 2017, the Trust had total assets of \$71,158,579.

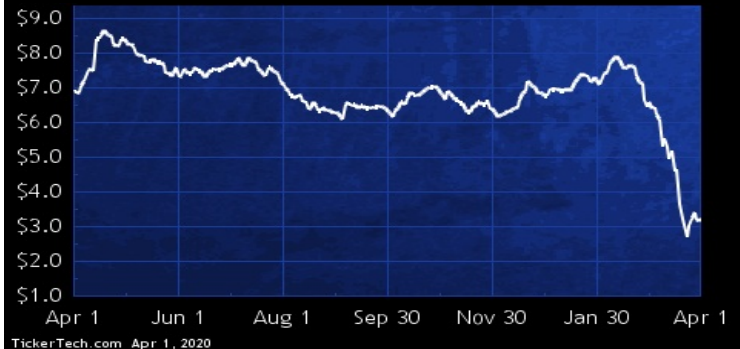
FINANCIAL

DividendRank	Symbol	Dividend	Recent Yield*
#1	BSMX	S 0.21	6.56%
#2	CMA	Q 2.72	9.27%
#3	FITB	Q 1.08	7.27%
#4	BCSF	Q 1.64	17.69%
#5	HRZN	M 1.20	14.78%
#6	OMF	Q 1.32	6.90%
#7	CM	Q 5.84	7.17%
#8	SNV	Q 1.32	7.52%
#9	WHE	Q 1.42	20.06%
#10	HTGC	Q 1.28	16.75%

* (updated 7 hours, 20 minutes ago) Yield calculations vary and may not be reliable nor comparable. Not all publicly traded securities are ranked; data may be incorrect or out of date. Rankings are for informational purposes only and do not constitute advice. [Full disclaimer](#)

SPOTLIGHT ON: BSMX — 6.6% YIELD

Banco Santander Mexico SA, Institucion de Banca Multiple, Grupo Financiero Santander Mexico



Banco Santander Mexico is a bank. Through its subsidiaries, Co. provides a range of financial and related services, principally in Mexico, including retail and commercial banking, and securities underwriting. Co. has three operating segments: Retail Banking, which focuses on various categories of clients, including individuals, small and medium-sized enterprises, middle-market corporations, and government institutions; Corporate and Investment Banking, which provides financial services and products including Global Transaction Banking, Global Debt Finance, and Banking and Corporate Finance; and Corporate Activities, which comprised of other operational and administrative activities.

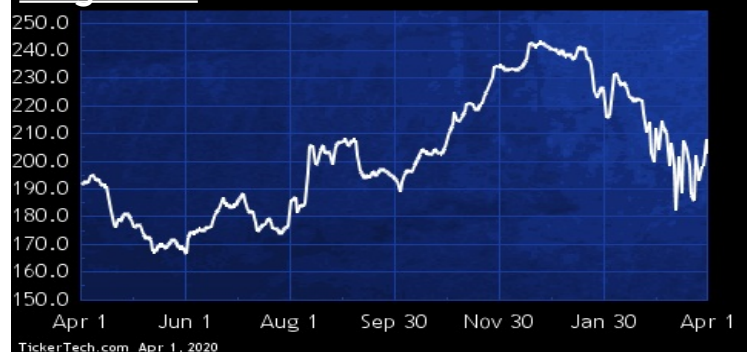
HEALTHCARE

DividendRank	Symbol	Dividend	Recent Yield*
#1	AMGN	Q 6.40	3.16%
#2	CAH	Q 1.92	4.01%
#3	DGX	Q 2.24	2.79%
#4	MDT	Q 2.16	2.40%
#5	PFE	Q 1.52	4.66%
#6	MMM	Q 5.88	4.31%
#7	PMD	Q 0.72	11.90%
#8	BDXA	Q 3.06	5.86%
#9	GILD	Q 2.72	3.64%
#10	KEQU	Q 0.76	9.54%

* (updated 7 hours, 20 minutes ago) Yield calculations vary and may not be reliable nor comparable. Not all publicly traded securities are ranked; data may be incorrect or out of date. Rankings are for informational purposes only and do not constitute advice. [Full disclaimer](#)

SPOTLIGHT ON: AMGN — 3.2% YIELD

Amgen Inc



Amgen is a biotechnology company that discovers, develops, manufactures and delivers human therapeutics. Co.'s products include: Enbrel® (etanercept), which is used in indications for the treatment of adult patients with moderately to severely active rheumatoid arthritis, patients with chronic moderate-to-severe plaque psoriasis who are candidates for systemic therapy or phototherapy and patients with active psoriatic arthritis; and Prolia® (denosumab), which is used for the treatment of postmenopausal women with osteoporosis at high risk of fracture or multiple risk factors for fracture, or patients who have failed or are intolerant to other available osteoporosis therapy.

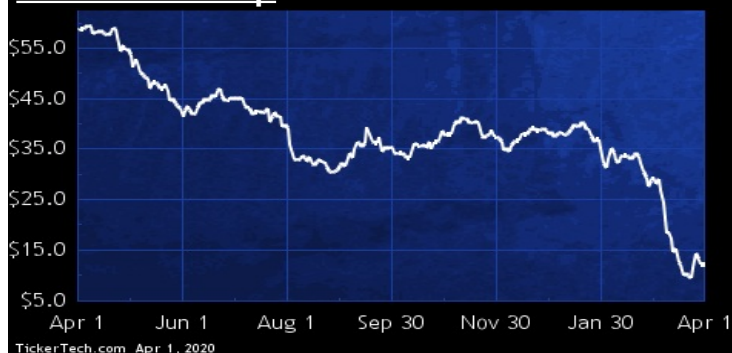
INDUSTRIAL

DividendRank	Symbol	Dividend	Recent Yield*
#1	MEOH	Q 1.44	11.83%
#2	SOI	Q 0.42	8.00%
#3	TGLS	Q 0.11	2.85%
#4	MSM	Q 3.00	5.46%
#5	WLKP	Q 1.89	12.76%
#6	SWP	Q 5.38	7.40%
#7	LYB	Q 4.20	8.46%
#8	FF	Q 0.24	2.13%
#9	CC	Q 1.00	11.27%
#10	ADES	Q 1.00	15.22%

* (updated 7 hours, 20 minutes ago) Yield calculations vary and may not be reliable nor comparable. Not all publicly traded securities are ranked; data may be incorrect or out of date. Rankings are for informational purposes only and do not constitute advice. [Full disclaimer](#)

SPOTLIGHT ON: MEOH – 11.8% YIELD

Methanex Corp



Methanex is a producer and supplier of methanol to the international markets of Asia Pacific, North America, Europe and South America. Co.'s operations consist of the production and sale of methanol, a commodity chemical.

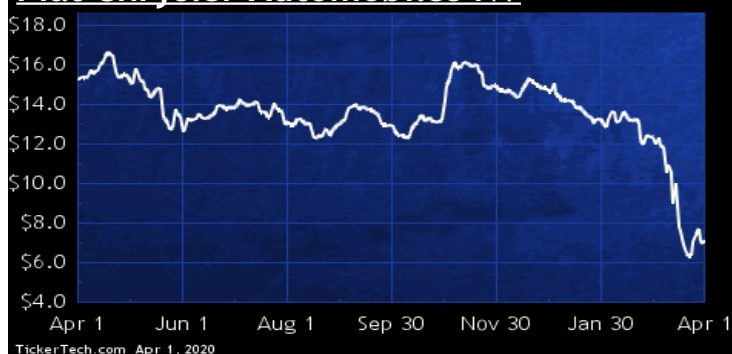
MANUFACTURING

DividendRank	Symbol	Dividend	Recent Yield*
#1	FCAU	A 0.70	10.74%
#2	CRWS	Q 0.32	6.69%
#3	WNC	Q 0.32	4.43%
#4	BSET	Q 0.50	9.17%
#5	IEP	Q 8.00	16.52%
#6	RL	Q 2.75	4.11%
#7	ALV	Q 2.48	5.39%
#8	DAN	Q 0.40	5.12%
#9	TPR	Q 1.35	10.42%
#10	LEG	Q 1.60	6.00%

* (updated 7 hours, 20 minutes ago) Yield calculations vary and may not be reliable nor comparable. Not all publicly traded securities are ranked; data may be incorrect or out of date. Rankings are for informational purposes only and do not constitute advice. [Full disclaimer](#)

SPOTLIGHT ON: FCAU – 10.7% YIELD

Fiat Chrysler Automobiles NV



Fiat Chrysler Automobiles is a holding company. Through its subsidiaries, Co. engages in designing, engineering, manufacturing, distributing and selling vehicles, components and production systems under the Abarth, Alfa Romeo, Chrysler, Dodge, Fiat, Fiat Professional, Jeep, Lancia, Ram and Maserati brands and the SRT performance vehicle designation. Co. supports its vehicle shipments with the sale of related service parts and accessories, as well as service contracts, worldwide under the Mopar brand name for mass-market vehicles. Co. operates in the components and production systems sectors under the Teksid and Comau brands. Co. has five segments: NAFTA, LATAM, APAC, EMEA and Maserati.

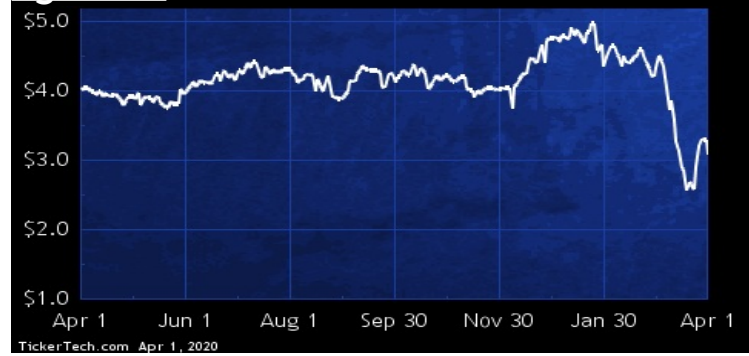
MATERIALS

DividendRank	Symbol	Dividend	Recent Yield*
#1	<u>LND</u>	A 0.22	7.17%
#2	<u>UFS</u>	Q 1.82	8.41%
#3	<u>GT</u>	Q 0.64	11.00%
#4	<u>MERC</u>	Q 0.55	7.60%
#5	<u>POL</u>	Q 0.81	4.27%
#6	<u>UAN</u>	Q 0.28	27.18%
#7	<u>EMN</u>	Q 2.64	5.67%
#8	<u>IP</u>	Q 2.05	6.59%
#9	<u>WRK</u>	Q 1.86	6.58%
#10	<u>SWM</u>	Q 1.76	6.33%

* (updated 7 hours, 20 minutes ago) Yield calculations vary and may not be reliable nor comparable. Not all publicly traded securities are ranked; data may be incorrect or out of date. Rankings are for informational purposes only and do not constitute advice. [Full disclaimer](#)

SPOTLIGHT ON: LND — 7.2% YIELD

Brasilagro Cia Brasileira De Propriedades Agrícolas



BrasilAgro - Companhia Brasileira de Propriedades Agrícolas is focused on the acquisition, development and exploration of agricultural properties. All of Co.'s sales are to clients located in Brazil. Co. has five segments, namely: real estate, which presents the P&L from operations carried out in its subsidiaries; grains, which is engaged in the production and sale of soybean and corn; sugarcane, which includes the sale of the raw product; cattle raising, which consists of producing and selling beef calves after weaning, characterizing the activity as breeding and fattening of cattle; and cotton, which is engaged primarily in the production and sale of cotton lint and seed.

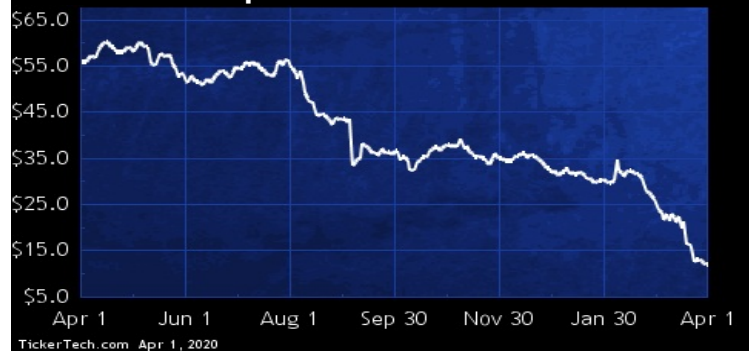
MEDIA

DividendRank	Symbol	Dividend	Recent Yield*
#1	<u>MDP</u>	Q 2.38	19.48%
#2	<u>AHC</u>	Q 0.32	18.60%
#3	<u>TSQ</u>	Q 0.30	6.51%
#4	<u>EDUC</u>	Q 0.20	4.30%
#5	<u>SJR</u>	M 1.19	5.21%
#6	<u>TPCO</u>	Q 1.00	12.33%
#7	<u>IPG</u>	Q 1.02	6.30%
#8	<u>EVC</u>	Q 0.20	9.85%
#9	<u>NXST</u>	Q 2.24	3.88%
#10	<u>EEX</u>	Q 0.30	11.58%

* (updated 7 hours, 20 minutes ago) Yield calculations vary and may not be reliable nor comparable. Not all publicly traded securities are ranked; data may be incorrect or out of date. Rankings are for informational purposes only and do not constitute advice. [Full disclaimer](#)

SPOTLIGHT ON: MDP — 19.5% YIELD

Meredith Corp



Meredith is a media company. Co. is engaged in providing consumers with content and delivering the messages of its advertising and marketing partners. Co. operates two business segments: national media and local media. Co.'s national media segment includes national consumer media brands delivered via multiple media platforms including print magazines, digital and mobile media, brand licensing activities, database-related activities, affinity marketing, and business-to-business marketing products and services. Co.'s local media segment consists of television stations located across the United States in markets with related digital and mobile media assets.

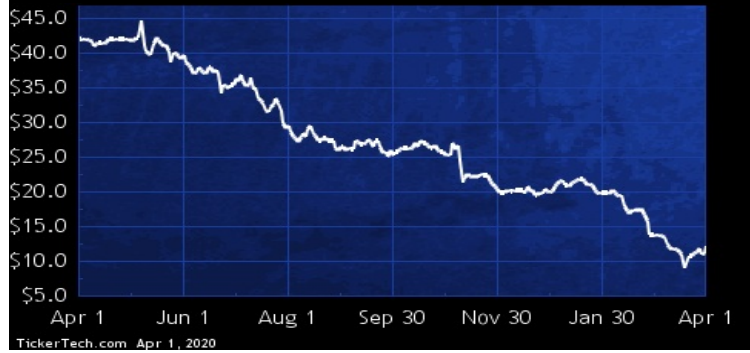
METALS & MINING

DividendRank	Symbol	Dividend	Recent Yield*
#1	NRP	Q 1.80	14.75%
#2	TX	A 1.20	10.08%
#3	ARCH	Q 2.00	6.92%
#4	CRS	Q 0.80	4.10%
#5	HCC	Q 0.20	1.88%
#6	STLD	Q 1.00	4.44%
#7	WOR	Q 0.96	3.66%
#8	CLF	Q 0.24	6.08%
#9	TECK	Q 0.20	1.88%
#10	ATUSF	Q 0.20	2.78%

* (updated 7 hours, 20 minutes ago) Yield calculations vary and may not be reliable nor comparable. Not all publicly traded securities are ranked; data may be incorrect or out of date. Rankings are for informational purposes only and do not constitute advice. [Full disclaimer](#)

SPOTLIGHT ON: NRP — 14.8% YIELD

Natural Resource Partners LP



Natural Resource Partners owns, manages and leases a portfolio of mineral properties, including interests in coal, soda ash from trona and other natural resources. Co. has two segments: coal royalty and other, which consists primarily of coal royalty properties and coal related transportation and processing assets; and soda ash, which, via Ciner Resources LP, Co.'s operating partner, mines trona, processes it into soda ash, and distributes the soda ash both domestically and internationally into the glass and chemicals industries. Co.'s operations are conducted through its NRP (Operating) LLC subsidiary, and its operating assets are owned by its subsidiaries.

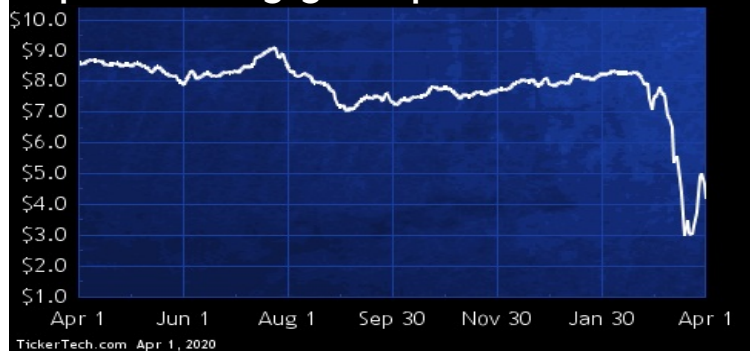
REAL ESTATE

DividendRank	Symbol	Dividend	Recent Yield*
#1	CMO	Q 0.60	14.29%
#2	ACRE	Q 1.32	18.88%
#3	NRZ	Q 0.20	3.99%
#4	RIOCF	M 1.44	8.92%
#5	BPY	Q 1.33	16.50%
#6	STWD	Q 1.92	18.73%
#7	EPR	M 4.59	18.95%
#8	PLYM	Q 1.50	13.44%
#9	XHR	Q 1.10	10.68%
#10	CTO	Q 1.00	2.21%

* (updated 7 hours, 20 minutes ago) Yield calculations vary and may not be reliable nor comparable. Not all publicly traded securities are ranked; data may be incorrect or out of date. Rankings are for informational purposes only and do not constitute advice. [Full disclaimer](#)

SPOTLIGHT ON: CMO — 14.3% YIELD

Capstead Mortgage Corp.



Capstead Mortgage operates as a self-managed real estate investment trust. Co. manages a portfolio of residential mortgage pass-through securities consisting of relatively short-duration adjustable-rate mortgage securities issued and guaranteed by government-sponsored enterprises, either Federal National Mortgage Association or Federal Home Loan Mortgage Corporation, or by an agency of the federal government, Government National Mortgage Association.

Preferreds: [CMO.PR.B](#), [CMO.PRE](#)

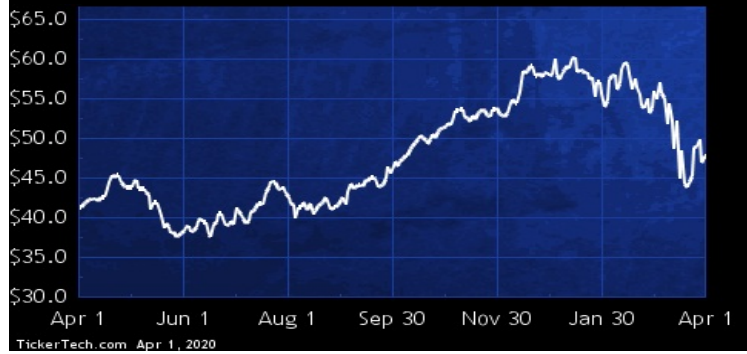
TECHNOLOGY

DividendRank	Symbol	Dividend	Recent Yield*
#1	TSM	Q 1.67	3.49%
#2	XRX	Q 1.00	5.28%
#3	ATHM	A 0.77	1.08%
#4	DXC	Q 0.84	6.44%
#5	CSPJ	Q 0.60	8.58%
#6	NLOK	Q 0.50	2.67%
#7	ITRN	Q 0.96	6.76%
#8	SABR	Q 0.56	9.44%
#9	ABB	A 0.77	4.48%
#10	MRVL	Q 0.24	1.06%

* (updated 7 hours, 20 minutes ago) Yield calculations vary and may not be reliable nor comparable. Not all publicly traded securities are ranked; data may be incorrect or out of date. Rankings are for informational purposes only and do not constitute advice. [Full disclaimer](#)

SPOTLIGHT ON: TSM – 3.5% YIELD

Taiwan Semiconductor Manufacturing Co., Ltd.



Taiwan Semiconductor Manufacturing is a foundry in the semiconductor industry which engages mainly in the manufacturing, selling, packaging, testing and computer-aided design of integrated circuits and other semiconductor devices and the manufacturing of masks.

TRANSPORTATION

DividendRank	Symbol	Dividend	Recent Yield*
#1	FTAI	Q 1.32	16.10%
#2	ALK	Q 1.50	5.27%
#3	AL	Q 0.60	2.71%
#4	TFII	Q 1.04	3.35%
#5	R	Q 2.24	8.47%
#6	NAT	Q 0.56	12.36%
#7	SKYW	Q 0.56	2.14%
#8	PAC	Q 8.65	16.04%
#9	HA	Q 0.48	4.60%
#10	RTL	Q 1.16	33.33%

* (updated 7 hours, 20 minutes ago) Yield calculations vary and may not be reliable nor comparable. Not all publicly traded securities are ranked; data may be incorrect or out of date. Rankings are for informational purposes only and do not constitute advice. [Full disclaimer](#)

SPOTLIGHT ON: FTAI – 16.1% YIELD

Fortress Transportation & Infrastructure Investors LLC



Fortress Transportation and Infrastructure Investors, through its subsidiary, is engaged in the acquiring, managing and disposing of transportation and transportation-related infrastructure and equipment assets. Co. invests across four market sectors: aviation, energy, intermodal transport and rail. Co.'s operations consist of two primary business units: Infrastructure and Equipment Leasing. Co.'s Infrastructure Business acquires long-lived assets that provide services or functions to transportation networks. Co.'s Equipment Leasing Business acquires assets that are designed to carry cargo or people or provide functionality to transportation infrastructure.

Preferreds: [FTAI.PRA](#), [FTAI.PR](#)

TRAVEL & ENTERTAINMENT

DividendRank	Symbol	Dividend	Recent Yield*
#1	RCL	Q 3.12	9.70%
#2	MGM	Q 0.60	5.08%
#3	IGT	Q 0.80	13.45%
#4	CNK	Q 1.44	14.13%
#5	CAKE	Q 1.44	8.43%
#6	RUTH	Q 0.60	8.98%
#7	BLMN	Q 0.80	11.20%
#8	CUK	Q 2.00	16.76%
#9	STAY	Q 0.92	12.59%
#10	CCL	Q 2.00	15.19%

* (updated 7 hours, 20 minutes ago) Yield calculations vary and may not be reliable nor comparable. Not all publicly traded securities are ranked; data may be incorrect or out of date. Rankings are for informational purposes only and do not constitute advice. [Full disclaimer](#)

SPOTLIGHT ON: RCL — 9.7% YIELD



Royal Caribbean Cruises is a cruise company. Co. controls and operates four cruise brands: Royal Caribbean International, Celebrity Cruises, Azamara and Silversea Cruises. Co. also owns a joint venture interest in the German brand TUI Cruises, and an interest in the Spanish brand Pullmantur. Co.'s cruise brands provide a range of onboard services, amenities and activities, including gaming, the sale of alcoholic and other beverages, internet and other telecommunication services, gift shop items, shore excursions, photography, spa/salon and fitness services, art auctions, retail shops and a variety of restaurants and dining options.

UTILITIES

DividendRank	Symbol	Dividend	Recent Yield*
#1	HHR	A 0.50	3.13%
#2	UGI	Q 1.30	4.87%
#3	SGU	Q 0.50	6.49%
#4	AY	Q 1.64	7.35%
#5	SPKE	Q 0.72	11.56%
#6	BCE	Q 2.38	5.84%
#7	ELP	A 0.60	5.74%
#8	I	Q 2.08	7.14%
#9	D	Q 3.76	5.21%
#10	AQN	Q 0.56	4.21%

* (updated 7 hours, 20 minutes ago) Yield calculations vary and may not be reliable nor comparable. Not all publicly traded securities are ranked; data may be incorrect or out of date. Rankings are for informational purposes only and do not constitute advice. [Full disclaimer](#)

SPOTLIGHT ON: HHR — 3.1% YIELD



HeadHunter is an online recruitment platform in Russia and the Commonwealth of Independent States ("CIS") and focus on connecting job seekers with employers. Co. offers employers and recruiters paid access to its curriculum vitae (CV) database and job postings platform providing job seekers and employers with human resource value-added services (HR VAS).

