

December, 2019 – *DividendRank* Report

<http://www.dividendchannel.com/>

History has shown that the bulk of the stock market's returns are delivered by dividends. Only consistently profitable companies can afford to keep paying dividends, so profitability is of critical importance. And investors shouldn't pay too expensive a price to buy a stock, even if the company itself is strong. So therefore, dividend investors should be most interested in researching the strongest most profitable companies, that also happen to be trading at an attractive valuation.

Each month, Dividend Channel screens through our coverage universe of dividend paying stocks, to look at a variety of data – dividend history & yield, book value, quarterly earnings – and compare it to the stock's trading data to come up with certain calculations about profitability and about the stock's valuation (whether we think it looks "cheap" or "expensive"). Our proprietary DividendRank formula ranks stocks within the following 18 sectors/categories, to identify the top most "interesting" ideas that merit further research.

Business Services & Equipment

Construction

Consumer Goods

Consumer Services

Energy

ETFs & CEFs

Financial

Healthcare

Industrial

Manufacturing

Materials

Media

Metals & Mining

Real Estate

Technology

Transportation

Travel & Entertainment

Utilities

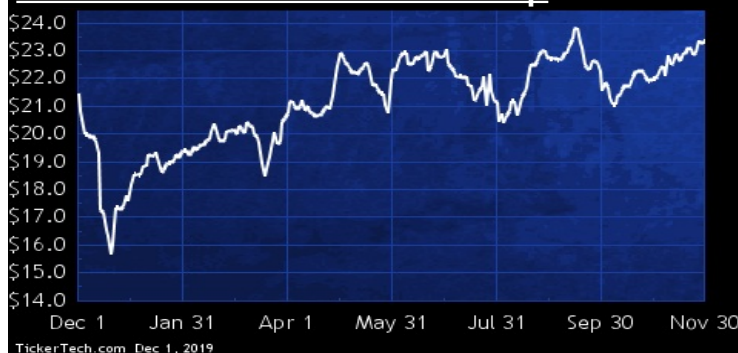
BUSINESS SERVICES & EQUIPMENT

DividendRank	Symbol	Dividend	Recent Yield*
#1	NEWT	Q 2.84	12.16%
#2	BGSF	Q 1.20	5.57%
#3	MAN	S 2.18	2.31%
#4	MIC	Q 4.00	9.49%
#5	PAYX	Q 2.48	2.87%
#6	RHI	Q 1.24	2.12%
#7	MINI	Q 1.10	2.88%
#8	HCKT	S 0.36	2.34%
#9	RECN	Q 0.56	3.63%
#10	HCSG	Q 0.80	3.11%

* (updated Friday, November 29, 2:00 AM) Yield calculations vary and may not be reliable nor comparable. Not all publicly traded securities are ranked; data may be incorrect or out of date. Rankings are for informational purposes only and do not constitute advice. [Full disclaimer](#)

SPOTLIGHT ON: NEWT – 12.2% YIELD

Newtek Business Services Corp



Newtek Business Services is a business development company. Co. provides, together with its controlled portfolio companies, a range of business and financial solutions under the Newtek® brand to the small-and-medium sized business market. Co.'s products and services include: Business Lending including United States Small Business Administration 7(a) loans, 504 loans and conventional loans, Electronic Payment Processing, Managed Technology Solutions (Cloud Computing), Technology Consulting, eCommerce, Accounts Receivable and Inventory Financing, personal and commercial lines Insurance Services, Web Services, Data Backup, Storage and Retrieval, and Payroll and Benefits Solutions.

[BDC](#) NEWT is a BDC – view [NEWT BDCInvestor Profile](#).

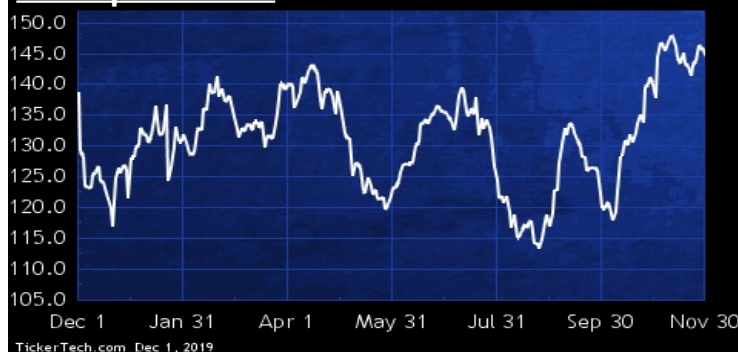
CONSTRUCTION

DividendRank	Symbol	Dividend	Recent Yield*
#1	CAT	Q 4.12	2.83%
#2	TRN	Q 0.68	3.18%
#3	HEES	Q 1.10	3.25%
#4	PHM	Q 0.44	1.10%
#5	KBH	Q 0.36	1.03%
#6	PRIM	Q 0.24	1.10%
#7	MDC	Q 1.20	3.02%
#8	TOL	Q 0.44	1.09%
#9	AGX	Q 1.00	2.74%
#10	DHI	Q 0.70	1.27%

* (updated Friday, November 29, 2:00 AM) Yield calculations vary and may not be reliable nor comparable. Not all publicly traded securities are ranked; data may be incorrect or out of date. Rankings are for informational purposes only and do not constitute advice. [Full disclaimer](#)

SPOTLIGHT ON: CAT – 2.8% YIELD

Caterpillar Inc.



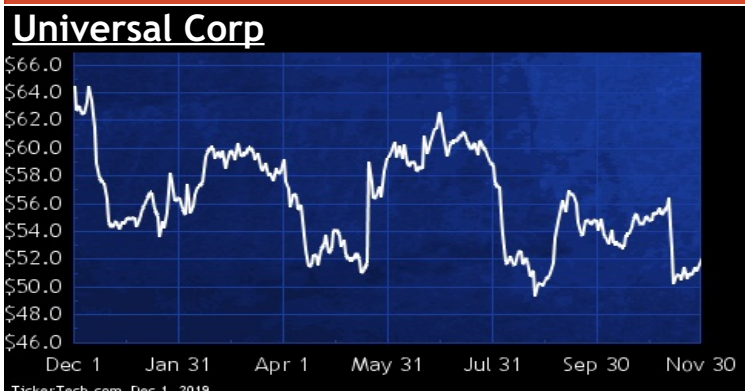
Caterpillar manufactures construction and mining equipment, diesel and natural gas engines, industrial gas turbines and diesel-electric locomotives. Co.'s operating segments include: Construction Industries, which provides machinery for infrastructure, forestry and building construction applications; Resource Industries, which provides machinery for mining, quarry, waste, and material handling applications; Energy and Transportation, which provides reciprocating engines, turbines, diesel-electric locomotives and related parts across various related industries; and Financial Products Segment, which provides financing alternatives to customers and dealers for Co.'s products.

CONSUMER GOODS

DividendRank	Symbol	Dividend	Recent Yield*
#1	<u>UUV</u>	Q 3.04	5.88%
#2	<u>BGS</u>	Q 1.90	11.52%
#3	<u>MOV</u>	Q 0.80	4.01%
#4	<u>KSS</u>	Q 2.68	5.55%
#5	<u>SPTN</u>	Q 0.76	5.37%
#6	<u>CHS</u>	Q 0.35	6.92%
#7	<u>WEYS</u>	Q 0.96	3.88%
#8	<u>M</u>	Q 1.51	9.75%
#9	<u>BTI</u>	Q 2.70	6.82%
#10	<u>COTY</u>	Q 0.50	4.33%

* (updated Friday, November 29, 2:00 AM) Yield calculations vary and may not be reliable nor comparable. Not all publicly traded securities are ranked; data may be incorrect or out of date. Rankings are for informational purposes only and do not constitute advice. [Full disclaimer](#)

SPOTLIGHT ON: UUV – 5.9% YIELD



Universal is a holding company. Through its subsidiary, Co. is engaged in supplying leaf tobacco. Co. has the following segments: North America, South America, Africa, Europe, Asia, which are involved in flue-cured and burley leaf tobacco operations for supply to cigarette manufacturers; Dark Air-Cured, which supplies dark air-cured tobacco to manufacturers of cigars, pipe tobacco, and smokeless tobacco products; Oriental, which supplies oriental tobacco to cigarette manufacturers; and Special Services, which provides laboratory services, including physical and chemical product testing, electronic nicotine delivery system and e-liquid testing, and smoke testing for customers.

CONSUMER SERVICES

DividendRank	Symbol	Dividend	Recent Yield*
#1	<u>HRB</u>	Q 1.04	4.21%
#2	<u>SCI</u>	Q 0.72	1.62%
#3	<u>CLCT</u>	Q 0.70	2.61%
#4	<u>MNRO</u>	Q 0.88	1.20%
#5	<u>STRA</u>	Q 2.40	1.68%
#6	<u>TRU</u>	Q 0.30	0.34%
#7	<u>GHC</u>	Q 5.56	0.88%
#8	<u>CSV</u>	Q 0.30	1.26%

* (updated Friday, November 29, 2:00 AM) Yield calculations vary and may not be reliable nor comparable. Not all publicly traded securities are ranked; data may be incorrect or out of date. Rankings are for informational purposes only and do not constitute advice. [Full disclaimer](#)

SPOTLIGHT ON: HRB – 4.2% YIELD



H&R Block provides assisted, do-it-yourself, and virtual tax return preparation solutions through various channels (including in-person, online and mobile applications, virtual, and desktop software) and distributes Co.-branded products and services to the general public in the U.S., Canada, Australia, and their respective territories. Co. also provides additional services, such as Refund Transfers, its Peace of Mind® Extended Service Plan (POM), H&R Block Emerald Prepaid Mastercard®, H&R Block Emerald Advance® lines of credit, Tax Identity Shield®, and Refund Advance loans. For its Canadian clients Co. also provides POM, H&R Block Instant Refund™, and H&R Block Pay With Refund® services.

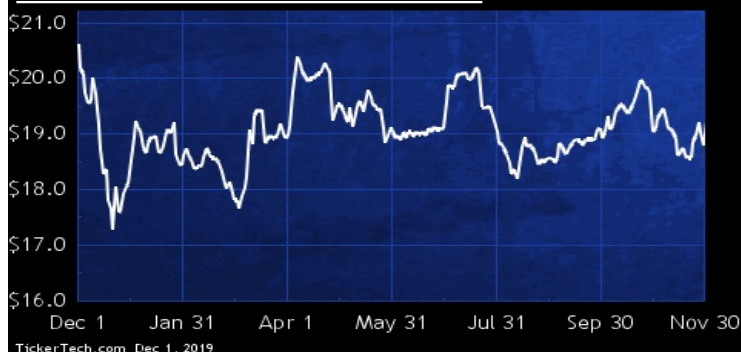
ENERGY

DividendRank	Symbol	Dividend	Recent Yield*
#1	KNOP	Q 2.08	11.06%
#2	BRY	Q 0.48	6.27%
#3	VET	M 2.76	18.69%
#4	GLOP	Q 2.20	14.86%
#5	SU	Q 1.68	5.33%
#6	ENBL	Q 1.32	14.23%
#7	SEMG	Q 1.89	12.27%
#8	NGL	Q 1.56	15.68%
#9	MUR	Q 1.00	4.21%
#10	GLOG	Q 0.60	6.39%

* (updated Friday, November 29, 2:00 AM) Yield calculations vary and may not be reliable nor comparable. Not all publicly traded securities are ranked; data may be incorrect or out of date. Rankings are for informational purposes only and do not constitute advice. [Full disclaimer](#)

SPOTLIGHT ON: KNOP – 11.1% YIELD

KNOT Offshore Partners LP



KNOT Offshore Partners is a limited partnership formed to own, operate and acquire shuttle tankers under long-term charters, which Co. defines as charters of five years or more. Co.'s initial fleet of shuttle tankers was contributed to Co. by Knutsen NYK Offshore Tankers AS, or KNOT, which is jointly owned by TS Shipping Invest AS (TSSI), and Nippon Yusen Kaisha (NYK). As of Dec. 31, 2016, Co.'s fleet consists of eleven shuttle tankers. The market for Co.'s services is the offshore oil transportation industry, and Co.'s customers consist primarily of major oil and gas companies, independent oil and gas producers and government-owned oil companies.

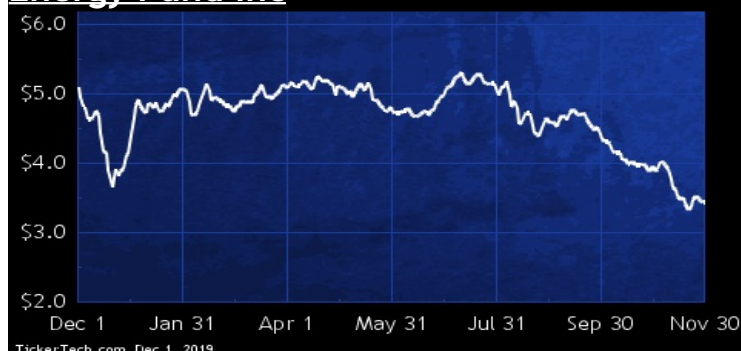
ETFS & CEFS

DividendRank	Symbol	Dividend	Recent Yield*
#1	DSE	Q 0.60	17.44%
#2	NTG	Q 1.69	17.05%
#3	OPP	M 2.20	13.33%
#4	SZC	M 1.64	12.94%
#5	CEM	Q 1.18	11.76%
#6	RA	M 2.39	10.89%
#7	HIE	M 1.39	12.33%
#8	CTR	Q 0.88	11.35%
#9	CEN	M 1.25	20.87%
#10	EMO	Q 0.92	12.06%

* (updated Friday, November 29, 2:00 AM) Yield calculations vary and may not be reliable nor comparable. Not all publicly traded securities are ranked; data may be incorrect or out of date. Rankings are for informational purposes only and do not constitute advice. [Full disclaimer](#)

SPOTLIGHT ON: DSE – 17.4% YIELD

Duff & Phelps Select MLP and Midstream Energy Fund Inc



Duff & Phelps Select MLP and Midstream Energy Fund is a non-diversified, closed-end management investment company. The Fund's investment objective is to seek a high level of total return resulting from a combination of tax-deferred distributions and capital appreciation. As of Nov 30 2016, Co. had total investments of \$271,559,000,000 and total assets of \$274,860,000.

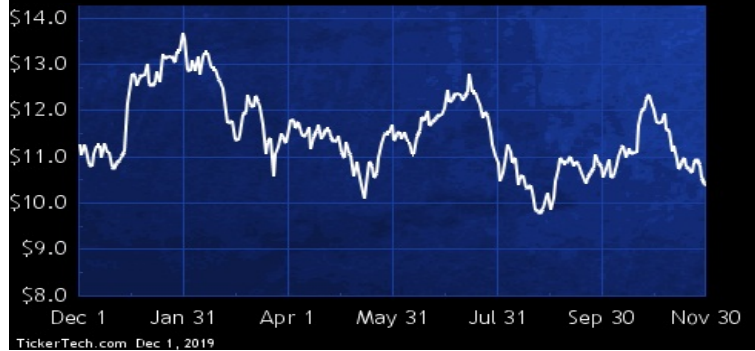
FINANCIAL

DividendRank	Symbol	Dividend	Recent Yield*
#1	BSBR	Q 0.27	2.59%
#2	OXSQ	M 0.80	15.55%
#3	GECC	M 1.00	12.80%
#4	CGBD	Q 1.48	11.01%
#5	ICMB	Q 1.00	13.78%
#6	BMA	S 4.40	16.49%
#7	GER	Q 0.64	16.29%
#8	OCCI	M 2.04	12.21%
#9	TPVG	Q 1.44	10.01%
#10	KIQ	M 1.50	9.78%

* (updated Friday, November 29, 2:00 AM) Yield calculations vary and may not be reliable nor comparable. Not all publicly traded securities are ranked; data may be incorrect or out of date. Rankings are for informational purposes only and do not constitute advice. [Full disclaimer](#)

SPOTLIGHT ON: BSBR — 2.6% YIELD

Banco Santander Brasil SA



Banco Santander Brasil operates as a bank and through its subsidiaries carries out its operations through two segments: Commercial Banking and Global Wholesale Banking, which operates with commercial, investment, credit and financing and exchange, mortgage lending, leasing, credit cards and securities brokerage. Co. operates in Brazil and abroad, through the Cayman branch and its subsidiary in Spain. As of Dec 31 2016, Co. had total assets of R\$634.39 billion.

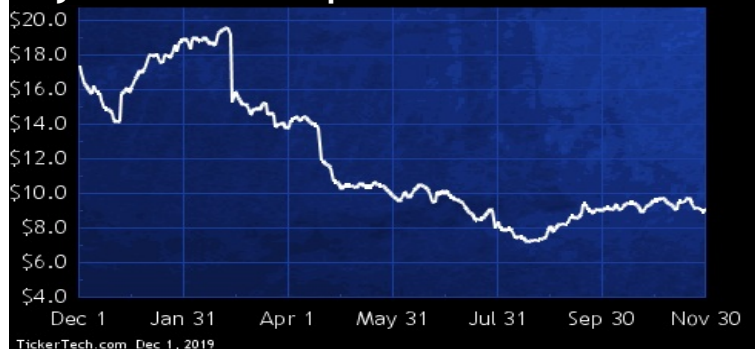
HEALTHCARE

DividendRank	Symbol	Dividend	Recent Yield*
#1	PMD	Q 0.72	8.03%
#2	PFE	Q 1.44	3.73%
#3	MMM	Q 5.76	3.38%
#4	MRK	Q 2.44	2.79%
#5	KEQU	Q 0.76	4.55%
#6	GILD	Q 2.52	3.75%
#7	CAH	Q 1.92	3.48%
#8	AMGN	Q 5.80	2.47%
#9	BDXA	Q 3.06	4.88%
#10	NVO	S 0.90	1.60%

* (updated Friday, November 29, 2:00 AM) Yield calculations vary and may not be reliable nor comparable. Not all publicly traded securities are ranked; data may be incorrect or out of date. Rankings are for informational purposes only and do not constitute advice. [Full disclaimer](#)

SPOTLIGHT ON: PMD — 8.0% YIELD

Psychedics Corp.



Psychedics is a provider of hair testing for drugs of abuse, utilizing a patented hair analysis method involving digestion of hair, enzyme immunoassay technology and mass spectrometry to analyze human hair to detect abused substances. Co.'s tests provide quantitative information that can indicate the approximate amount of drug ingested as well as historical data, which can show a pattern of individual drug use over a longer period of time. Co. provides screening and confirmation by mass spectrometry for cocaine, marijuana, PCP, amphetamines, opiates, synthetic cannabinoids and benzodiazepines. In addition, Co. provides a hair test for alcohol.

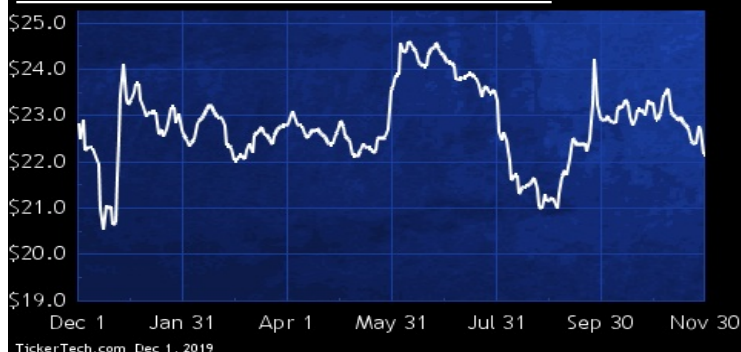
INDUSTRIAL

DividendRank	Symbol	Dividend	Recent Yield*
#1	WLKP	Q 1.86	8.37%
#2	AYR	Q 1.28	4.01%
#3	CC	Q 1.00	6.20%
#4	LYB	Q 4.20	4.44%
#5	OEC	Q 0.80	4.38%
#6	KRO	Q 0.72	5.22%
#7	ADES	Q 1.00	9.66%
#8	MSM	Q 3.00	4.03%
#9	ITW	Q 4.28	2.44%
#10	SNA	Q 4.32	2.66%

* (updated Friday, November 29, 2:00 AM) Yield calculations vary and may not be reliable nor comparable. Not all publicly traded securities are ranked; data may be incorrect or out of date. Rankings are for informational purposes only and do not constitute advice. [Full disclaimer](#)

SPOTLIGHT ON: WLKP — 8.4% YIELD

Westlake Chemical Partners LP



Westlake Chemical Partners is a limited partnership that operates, acquires and develops ethylene production facilities and related assets. Co.'s business and operations are conducted through Westlake Chemical OpCo LP (OpCo). OpCo sells ethylene to Westlake Chemical Corporation (Westlake) and others, as well as co-products of ethylene production, including propylene, crude butadiene, pyrolysis gasoline and hydrogen. OpCo owns ethylene production facilities at Westlake's Lake Charles, LA and Calvert City, KY sites, and a common carrier ethylene pipeline that runs from Mont Belvieu, TX to Westlake's Longview, TX facility.

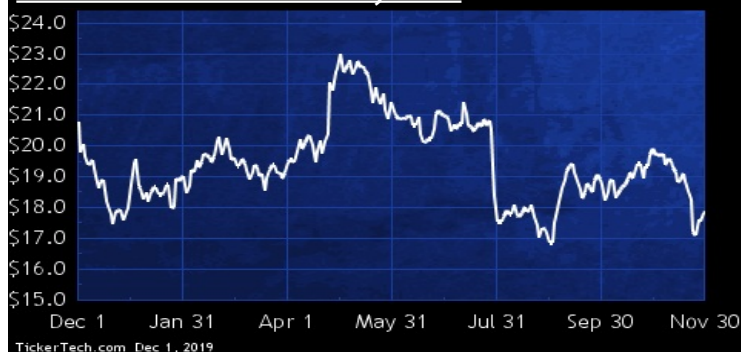
MANUFACTURING

DividendRank	Symbol	Dividend	Recent Yield*
#1	ETH	Q 0.84	4.71%
#2	GM	Q 1.52	4.21%
#3	IEP	Q 8.00	12.72%
#4	FLXS	Q 0.88	4.77%
#5	LEA	Q 3.00	2.45%
#6	TEN	Q 1.00	7.96%
#7	MGA	Q 1.46	2.63%
#8	JRSH	Q 0.20	3.08%
#9	RCKY	Q 0.56	2.00%
#10	LEG	Q 1.60	3.04%

* (updated Friday, November 29, 2:00 AM) Yield calculations vary and may not be reliable nor comparable. Not all publicly traded securities are ranked; data may be incorrect or out of date. Rankings are for informational purposes only and do not constitute advice. [Full disclaimer](#)

SPOTLIGHT ON: ETH — 4.7% YIELD

Ethan Allen Interiors, Inc.



Ethan Allen Interiors, through its wholly-owned subsidiary, Ethan Allen Global, Inc., and Ethan Allen Global, Inc.'s subsidiaries, is an interior design company, manufacturer and retailer in the home furnishings marketplace. Co. aligns its business into two reportable segments: Retail, which sells home furnishings and accents to consumers through a network of Co. operated design centers; and Wholesale, which is principally involved in the development of the Ethan Allen brand and encompasses all aspects of design, manufacture, sourcing, marketing, sale, and distribution of Co.'s range of home furnishings and accents. Co.'s product line includes case goods, upholstery, and home accents.

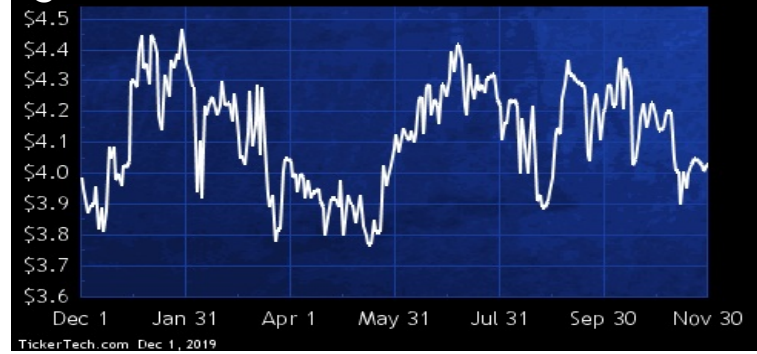
MATERIALS

DividendRank	Symbol	Dividend	Recent Yield*
#1	LND	A 0.22	5.50%
#2	WRK	Q 1.86	4.57%
#3	UAN	Q 0.28	9.89%
#4	GT	Q 0.64	3.94%
#5	ICL	Q 0.20	4.27%
#6	SWM	Q 1.76	3.96%
#7	NTR	Q 1.80	3.82%
#8	GEF	Q 1.76	4.05%
#9	UFS	Q 1.82	4.77%
#10	AMCR	Q 0.46	4.47%

* (updated Friday, November 29, 2:00 AM) Yield calculations vary and may not be reliable nor comparable. Not all publicly traded securities are ranked; data may be incorrect or out of date. Rankings are for informational purposes only and do not constitute advice. [Full disclaimer](#)

SPOTLIGHT ON: LND — 5.5% YIELD

Brasilagro Cia Brasileira De Propriedades Agricolas



Brasilagro Companhia Brasileira de Propriedades Agricolas is engaged in the acquisition, development and exploitation of agricultural properties throughout Brazil and Paraguay. Co.'s activities include the cultivation and import and export of high value-added crops like soybean, corn and sugarcane; forestry activities; as well as cattle raising; and from time to time selling its developed properties. As of June 30 2017, Co. and its subsidiaries, have ten farms in six Brazilian states and one joint-venture farm in Paraguay, with a total area of 286,194 hectares.

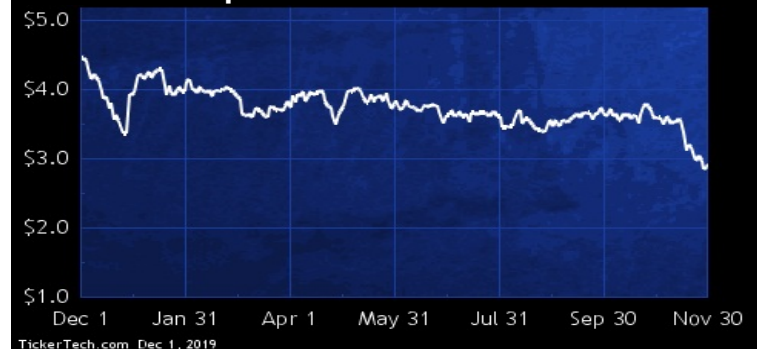
MEDIA

DividendRank	Symbol	Dividend	Recent Yield*
#1	AHC	Q 0.32	11.07%
#2	GCI	Q 1.52	24.28%
#3	MDP	Q 2.30	6.52%
#4	TSQ	Q 0.30	3.54%
#5	TPCO	Q 1.00	7.96%
#6	IPG	Q 0.94	4.17%
#7	QUAD	Q 0.60	13.39%
#8	EDUC	Q 0.20	3.27%
#9	EVC	Q 0.20	7.25%
#10	BBGI	Q 0.20	7.09%

* (updated Friday, November 29, 2:00 AM) Yield calculations vary and may not be reliable nor comparable. Not all publicly traded securities are ranked; data may be incorrect or out of date. Rankings are for informational purposes only and do not constitute advice. [Full disclaimer](#)

SPOTLIGHT ON: AHC — 11.1% YIELD

AH Belo Corp



A. H. Belo is a news and information publishing company with commercial printing, distribution and direct mail capabilities, as well as capabilities in media and digital marketing. Co. has two reportable segments: Publishing, which includes the operations of The Dallas Morning News (www.dallasnews.com), a Texas newspaper and various other publications targeting specific audiences; and Marketing Services, which includes marketing services generated by Co.'s subsidiary, DMV Digital Holdings Company, and its subsidiaries, Distribion, Inc., Vertical Nerve, Inc. and CDFX, LLC, and digital advertising through Connect.

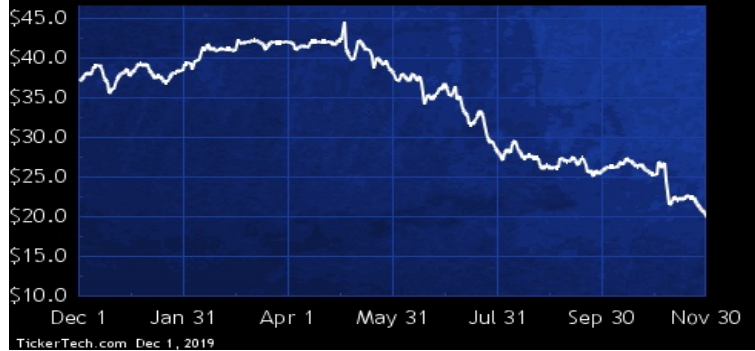
METALS & MINING

DividendRank	Symbol	Dividend	Recent Yield*
#1	NRP	Q 1.80	8.78%
#2	NEM	Q 0.56	1.47%
#3	ARLP	Q 2.16	20.24%
#4	BTU	Q 0.58	5.98%
#5	ARCH	Q 1.80	2.39%
#6	RIO	S 3.02	5.49%
#7	MSB	Q 3.48	14.99%
#8	SCCO	Q 1.60	4.15%
#9	STLD	Q 0.96	2.83%
#10	BHP	S 3.12	6.02%

* (updated Friday, November 29, 2:00 AM) Yield calculations vary and may not be reliable nor comparable. Not all publicly traded securities are ranked; data may be incorrect or out of date. Rankings are for informational purposes only and do not constitute advice. [Full disclaimer](#)

SPOTLIGHT ON: NRP – 8.8% YIELD

Natural Resource Partners LP



Natural Resource Partners owns, manages and leases a portfolio of mineral properties, including interests in coal, soda ash from trona and other natural resources. Co. has two segments: coal royalty and other, which consists primarily of coal royalty properties and coal related transportation and processing assets; and soda ash, which, via Ciner Resources LP, Co.'s operating partner, mines trona, processes it into soda ash, and distributes the soda ash both domestically and internationally into the glass and chemicals industries. Co.'s operations are conducted through its NRP (Operating) LLC subsidiary, and its operating assets are owned by its subsidiaries.

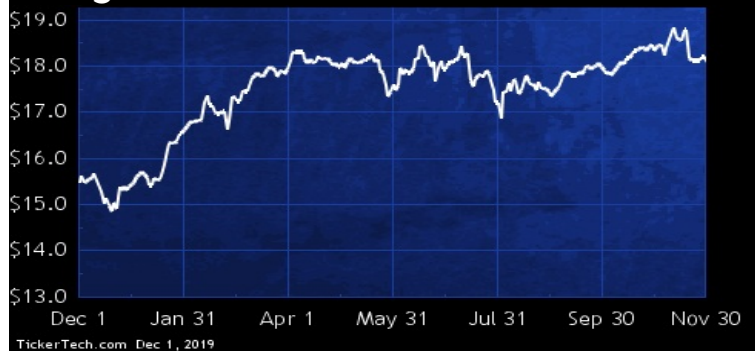
REAL ESTATE

DividendRank	Symbol	Dividend	Recent Yield*
#1	EFC	M 1.68	9.22%
#2	RVI	A 2.05	5.73%
#3	ACRE	Q 1.32	8.47%
#4	RC	Q 1.60	10.20%
#5	SOHO	Q 0.52	8.02%
#6	IVR	Q 1.80	11.12%
#7	CHMI	Q 1.60	10.77%
#8	AJX	Q 1.28	8.42%
#9	TRMT	Q 0.88	17.32%
#10	SACH	Q 0.48	11.48%

* (updated Friday, November 29, 2:00 AM) Yield calculations vary and may not be reliable nor comparable. Not all publicly traded securities are ranked; data may be incorrect or out of date. Rankings are for informational purposes only and do not constitute advice. [Full disclaimer](#)

SPOTLIGHT ON: EFC – 9.2% YIELD

Ellington Financial Inc



Ellington Financial is a finance company engaged in acquiring and managing mortgage-related, consumer-related, corporate-related, and other financial assets. Co.'s targeted assets include: residential mortgage-backed securities (RMBS), backed by loans for which the principal and interest payments are not guaranteed by a U.S. government agency or a U.S. government-sponsored entity; RMBS for which the principal and interest payments are guaranteed by a U.S. government agency or a U.S. government-sponsored entity; residential mortgage loans, non-performing and re-performing residential mortgage loans; collateralized loan obligations; and mortgage-related and non-mortgage-related derivatives.

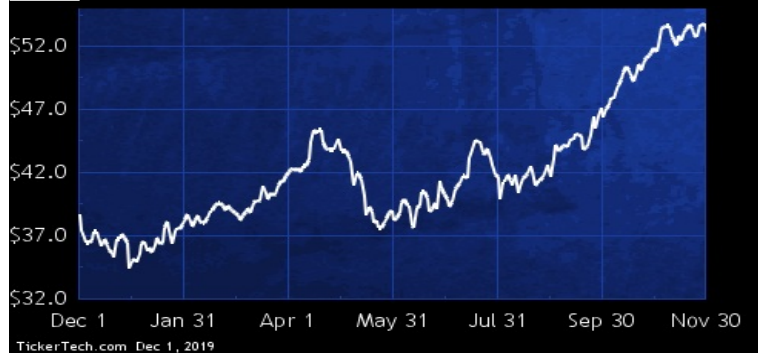
TECHNOLOGY

DividendRank	Symbol	Dividend	Recent Yield*
#1	TSM	Q 1.60	2.97%
#2	TAIT	Q 0.14	5.13%
#3	NTAP	Q 1.92	3.17%
#4	IBM	Q 6.48	4.84%
#5	TESS	Q 0.80	6.97%
#6	NLOK	Q 0.50	2.01%
#7	HUBB	Q 3.64	2.45%
#8	ETN	Q 2.84	3.05%
#9	TXN	Q 3.60	2.96%
#10	LYTS	Q 0.20	3.67%

* (updated Friday, November 29, 2:00 AM) Yield calculations vary and may not be reliable nor comparable. Not all publicly traded securities are ranked; data may be incorrect or out of date. Rankings are for informational purposes only and do not constitute advice. [Full disclaimer](#)

SPOTLIGHT ON: TSM – 3.0% YIELD

Taiwan Semiconductor Manufacturing Co., Ltd.



Taiwan Semiconductor Manufacturing is a foundry in the semiconductor industry which engages mainly in the manufacturing, selling, packaging, testing and computer-aided design of integrated circuits and other semiconductor devices and the manufacturing of masks.

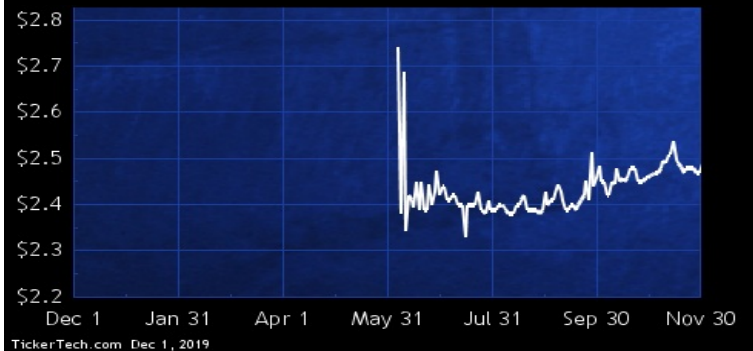
TRANSPORTATION

DividendRank	Symbol	Dividend	Recent Yield*
#1	AIRTP	Q 0.20	3.24%
#2	PANL	Q 0.14	4.59%
#3	PAC	Q 8.65	8.40%
#4	FTAI	Q 1.32	7.31%
#5	GBX	Q 1.00	3.51%
#6	NMM	Q 1.20	6.62%
#7	DAL	Q 1.61	2.82%
#8	ALK	Q 1.40	2.02%
#9	AL	Q 0.60	1.29%
#10	GMLP	Q 1.62	16.86%

* (updated Friday, November 29, 2:00 AM) Yield calculations vary and may not be reliable nor comparable. Not all publicly traded securities are ranked; data may be incorrect or out of date. Rankings are for informational purposes only and do not constitute advice. [Full disclaimer](#)

SPOTLIGHT ON: AIRTP – 3.2% YIELD

Air T Inc



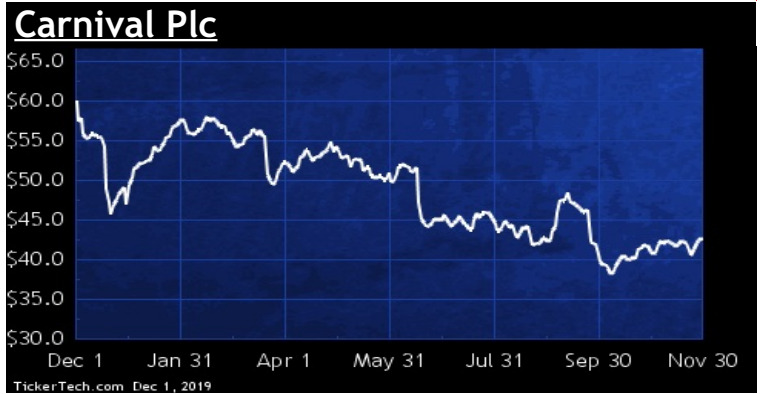
Air T is a holding company. Through its subsidiaries, Co. operates the following industry segments: overnight air cargo, which operates in the air express delivery services industry; ground equipment sales, which manufactures and provides mobile deicers and other equipment products; ground support services, which provides ground support equipment maintenance and facilities maintenance services; commercial aircraft, engines and parts, which provides services including commercial aircraft disassembly/part-out services; and printing equipment and maintenance, which designs, manufactures and sells digital print production equipment and provides maintenance services to commercial customers.

TRAVEL & ENTERTAINMENT

DividendRank	Symbol	Dividend	Recent Yield*
#1	CUK	Q 2.00	4.68%
#2	CCL	Q 2.00	4.42%
#3	AMC	Q 0.80	9.49%
#4	IGT	Q 0.80	5.43%
#5	BXG	Q 0.52	5.27%
#6	STAY	Q 0.92	6.20%
#7	BBX	Q 0.05	1.12%
#8	CSSEP	M 2.44	9.69%
#9	LVS	Q 3.08	4.86%
#10	RCL	Q 3.12	2.57%

* (updated Friday, November 29, 2:00 AM) Yield calculations vary and may not be reliable nor comparable. Not all publicly traded securities are ranked; data may be incorrect or out of date. Rankings are for informational purposes only and do not constitute advice. [Full disclaimer](#)

SPOTLIGHT ON: CUK – 4.7% YIELD



Carnival is a leisure travel company. Co. is also a cruise company and a provider of vacations to cruise destinations throughout the world. Co. has four reportable segments: North America and Australia, which includes Carnival Cruise Line, Princess Cruises, Holland America Line, P&O Cruises (Australia), and Seabourn; Europe and Asia, which includes AIDA Cruises, P&O Cruises (UK), and Cunard; Cruise Support, which includes its portfolio of port destinations and other services, all of which are operated for the benefit of its cruise brands; and Tour and Other, which owns and operates hotels, lodges, glass-domed railcars and motorcoaches.

UTILITIES

DividendRank	Symbol	Dividend	Recent Yield*
#1	AM	Q 1.23	26.39%
#2	SPKE	Q 0.72	6.36%
#3	AY	Q 1.64	6.37%
#4	TEO	A 0.70	7.08%
#5	AQN	Q 0.56	4.05%
#6	TSU	S 0.38	2.38%
#7	D	Q 3.67	4.42%
#8	CNP	Q 1.15	4.66%
#9	TERP	Q 0.81	5.10%
#10	DTP	Q 3.12	6.25%

* (updated Friday, November 29, 2:00 AM) Yield calculations vary and may not be reliable nor comparable. Not all publicly traded securities are ranked; data may be incorrect or out of date. Rankings are for informational purposes only and do not constitute advice. [Full disclaimer](#)

SPOTLIGHT ON: AM – 26.4% YIELD



Antero Midstream owns the membership interests in Antero Midstream Partners GP LLC, which owns the non-economic general partner interest in Antero Midstream Partners LP (Antero Midstream). Antero Midstream owns, operates and develops midstream energy infrastructure mainly to service Antero Resources Corporation's production and completion activity under contracts. Its assets consist of gathering pipelines, compressor stations, processing and fractionation plants and water handling and treatment infrastructure, through which it provides gathering, compression, processing, fractionation and integrated water services, including fresh water delivery services, and other fluid handling services.



Dividend Channel