

December, 2014 – *DividendRank* Report

<http://www.dividendchannel.com/>

History has shown that the bulk of the stock market's returns are delivered by dividends. Only consistently profitable companies can afford to keep paying dividends, so profitability is of critical importance. And investors shouldn't pay too expensive a price to buy a stock, even if the company itself is strong. So therefore, dividend investors should be most interested in researching the strongest most profitable companies, that also happen to be trading at an attractive valuation.

Each month, Dividend Channel screens through our coverage universe of dividend paying stocks, to look at a variety of data – dividend history & yield, book value, quarterly earnings – and compare it to the stock's trading data to come up with certain calculations about profitability and about the stock's valuation (whether we think it looks "cheap" or "expensive"). Our proprietary DividendRank formula ranks stocks within the following 18 sectors/categories, to identify the top most "interesting" ideas that merit further research.



Business Services & Equipment

Construction

Consumer Goods

Consumer Services

Energy

ETFs & CEFs

Financial

Healthcare

Industrial

Manufacturing

Materials

Media

Metals & Mining

Real Estate

Technology

Transportation

Travel & Entertainment

Utilities

Business Services & Equipment

DividendRank	Symbol	Dividend	Recent Yield*
#1	<u>MIC</u>	Q 3.92	5.58%
#2	<u>GK</u>	Q 1.24	1.91%
#3	<u>SPRO</u>	Q 0.06	4.00%
#4	<u>BBSI</u>	Q 0.88	4.04%
#5	<u>PAYX</u>	Q 1.52	3.21%
#6	<u>BAH</u>	Q 0.44	1.62%
#7	<u>CEB</u>	Q 1.05	1.44%
#8	<u>VVI</u>	Q 0.40	1.67%
#9	<u>CTAS</u>	A 0.85	1.17%
#10	<u>HCSG</u>	Q 0.70	2.33%

* (updated 14 hours, 38 minutes ago) Yield calculations vary and may not be reliable nor comparable. Not all publicly traded securities are ranked; data may be incorrect or out of date. Rankings are for informational purposes only and do not constitute advice. [Full disclaimer](#)

Spotlight On: MIC – 5.6% Yield

Macquarie Infrastructure Co LLC



Macquarie Infrastructure Company is a holding company. Co. owns, operates and invests in infrastructure businesses. As of Dec 31 2013, Co. owned and operated: a 50.0% interest in a bulk liquid terminal business, which provides bulk liquid storage and handling services at marine terminals; a gas energy company processing and distributing gas products and related services; an airport services business providing products and services that include fuel and aircraft hangaring/parking at airports; and controlling interests in five contracted power generation facilities in the southwest U.S. and a 50.01% controlling interest in a district energy business that operates a district cooling system.

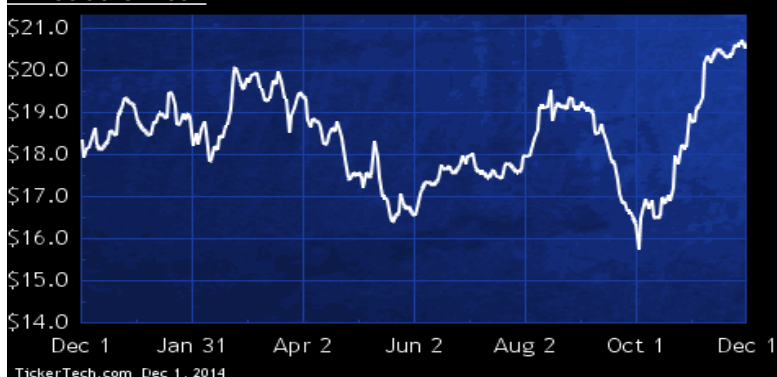
Construction

DividendRank	Symbol	Dividend	Recent Yield*
#1	<u>AYR</u>	Q 0.88	4.26%
#2	<u>DE</u>	Q 2.40	2.78%
#3	<u>CAT</u>	Q 2.80	2.79%
#4	<u>CNHI</u>	A 0.27	3.53%
#5	<u>ELRC</u>	Q 0.80	5.74%
#6	<u>TTC</u>	Q 0.80	1.22%
#7	<u>BZT</u>	Q 1.88	6.17%
#8	<u>KBR</u>	Q 0.32	1.91%
#9	<u>ALSN</u>	Q 0.60	1.83%
#10	<u>OSK</u>	Q 0.68	1.50%

* (updated 14 hours, 38 minutes ago) Yield calculations vary and may not be reliable nor comparable. Not all publicly traded securities are ranked; data may be incorrect or out of date. Rankings are for informational purposes only and do not constitute advice. [Full disclaimer](#)

Spotlight On: AYR – 4.3% Yield

Aircastle Ltd.



Aircastle is a holding company. Through its subsidiaries, Co. acquires, leases, and sells commercial jet aircrafts. At Dec 31 2013, Co.'s aircraft portfolio consisted of 162 aircraft that were leased to 64 lessees in 37 countries. The lessee is responsible for maintaining the aircraft and paying operation, maintenance and insurance costs. Co. also makes investments in other aviation assets, including debt investments secured by commercial jet aircraft. Co. manages its fleet via offices in the U.S., Ireland and Singapore. Co.'s aircraft types include: A319/A320/A321, A330-200/300, 737-300/300QC/400, 737-700/800, 747-400 Freighters, 757-200, 767-200ER/300ER, 777-200ER/300ER, E195 and others.

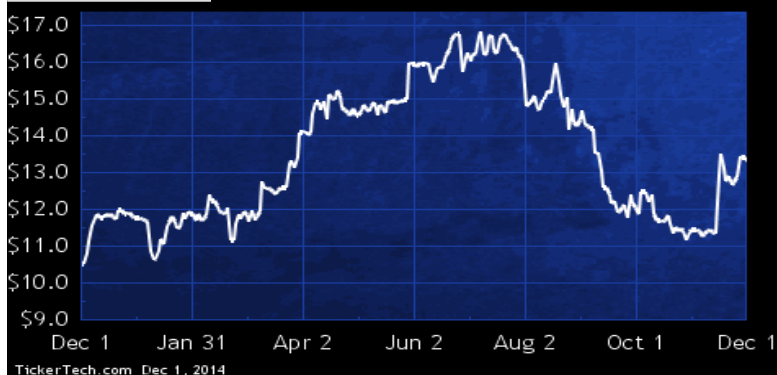
Consumer Goods

DividendRank	Symbol	Dividend	Recent Yield*
#1	<u>ESCA</u>	Q 0.40	3.01%
#2	<u>FUN</u>	Q 3.00	6.29%
#3	<u>NUS</u>	Q 1.38	3.31%
#4	<u>LBMH</u>	Q 0.13	4.65%
#5	<u>DEST</u>	Q 0.80	5.00%
#6	<u>UVV</u>	Q 2.08	5.21%
#7	<u>BGS</u>	Q 1.36	4.76%
#8	<u>MAT</u>	Q 1.52	4.82%
#9	<u>GPS</u>	Q 0.88	2.23%
#10	<u>WEYS</u>	Q 0.76	2.77%

*(updated 14 hours, 38 minutes ago) Yield calculations vary and may not be reliable nor comparable. Not all publicly traded securities are ranked; data may be incorrect or out of date. Rankings are for informational purposes only and do not constitute advice. [Full disclaimer](#)

Spotlight On: ESCA – 3.0% Yield

Escalade, Inc.



Escalade operates in two business segments: the Sporting Goods segment, which consists of home entertainment products such as table tennis tables and accessories; basketball goals; pool tables and accessories; outdoor playsets; soccer and hockey tables; archery equipment and accessories; and fitness, arcade and darting products; and the Information Security and Print Finishing segment, which consists of products such as data shredders, disintegrators and deguassers, office machinery used in the office and graphic arts environment, folding machines, paper trimmers and cutters.

Consumer Services

DividendRank	Symbol	Dividend	Recent Yield*
#1	<u>NAUH</u>	Q 0.18	5.91%
#2	<u>STON</u>	Q 2.48	9.40%
#3	<u>CLCT</u>	Q 1.30	5.91%
#4	<u>UTI</u>	Q 0.40	3.82%
#5	<u>NTRI</u>	Q 0.70	3.70%
#6	<u>CVG</u>	Q 0.28	1.35%
#7	<u>HRB</u>	Q 0.80	2.38%
#8	<u>SCI</u>	Q 0.36	1.60%
#9	<u>LINC</u>	Q 0.08	2.48%
#10	<u>GHC</u>	Q 10.20	1.15%

*(updated 14 hours, 38 minutes ago) Yield calculations vary and may not be reliable nor comparable. Not all publicly traded securities are ranked; data may be incorrect or out of date. Rankings are for informational purposes only and do not constitute advice. [Full disclaimer](#)

Spotlight On: NAUH – 5.9% Yield

National American University Holdings Inc.



National American University Holdings is a provider of postsecondary education primarily focused on the needs of working adults and other students. Co. owns and operates National American University. Using both campus-based and online instruction, Co. provides associate, bachelor's, master's and doctoral degree and diploma programs in business-related disciplines, such as accounting, management, business administration, information technology and healthcare-related disciplines. Co. also operates a real estate business, Fairway Hills Developments, which rents apartment units and develops and sells condominium units in the Fairway Hills Planned Residential Development area of Rapid City, SD.

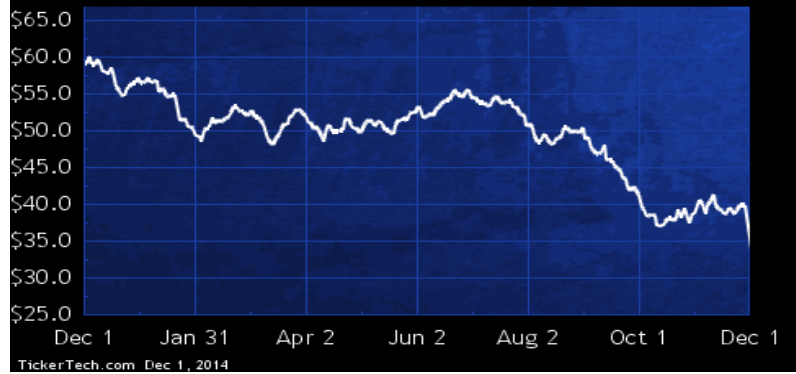
Energy

DividendRank	Symbol	Dividend	Recent Yield*
#1	<u>ESV</u>	Q 3.00	8.88%
#2	<u>LNCO</u>	M 2.90	17.67%
#3	<u>RIG</u>	A 3.00	14.28%
#4	<u>ARP</u>	M 2.36	15.52%
#5	<u>EROC</u>	Q 0.28	9.80%
#6	<u>BBEP</u>	M 2.08	15.75%
#7	<u>LINE</u>	M 2.90	15.89%
#8	<u>BTE</u>	M 2.88	12.95%
#9	<u>SFL</u>	Q 1.64	9.88%
#10	<u>CPLP</u>	Q 0.93	11.90%

*(updated 14 hours, 38 minutes ago) Yield calculations vary and may not be reliable nor comparable. Not all publicly traded securities are ranked; data may be incorrect or out of date. Rankings are for informational purposes only and do not constitute advice. [Full disclaimer](#)

Spotlight On: ESV – 8.9% Yield

Enesco plc



Enesco is a global offshore contract drilling company. As of Dec 31 2013, Co. owned and operated an offshore drilling rig fleet of 74 rigs, including six rigs under construction. Co.'s rig fleet includes 10 drillships, 13 dynamically positioned semisubmersible rigs, six moored semisubmersible rigs and 45 jackup rigs. The markets in which Co. operates include the U.S. Gulf of Mexico, Mexico, Brazil, the Mediterranean, the North Sea, the Middle East, West Africa, Australia and Southeast Asia. Co. has three operating segments: floaters, which includes its drillships and semisubmersible rigs, jackups and other, which consists of management services on rigs owned by third-parties.

ETFs & CEFs

DividendRank	Symbol	Dividend	Recent Yield*
#1	<u>SRF</u>	Q 2.00	13.86%
#2	<u>CFD</u>	M 1.56	12.62%
#3	<u>CTF</u>	M 1.62	11.33%
#4	<u>EDF</u>	M 2.16	12.14%
#5	<u>GNT</u>	M 0.84	10.14%
#6	<u>ISD</u>	M 1.47	8.97%
#7	<u>VGI</u>	M 1.56	9.31%
#8	<u>AWP</u>	M 0.60	8.56%
#9	<u>GLO</u>	M 1.14	9.41%
#10	<u>BWG</u>	M 1.56	8.80%

*(updated 14 hours, 38 minutes ago) Yield calculations vary and may not be reliable nor comparable. Not all publicly traded securities are ranked; data may be incorrect or out of date. Rankings are for informational purposes only and do not constitute advice. [Full disclaimer](#)

Spotlight On: SRF – 13.9% Yield

Cushing Royalty & Income Fund



Cushing Royalty & Income is non-diversified, closed-end management investment company. The Fund's investment objective is to seek a high total return with an emphasis on current income. The Fund seeks to achieve its investment objective by investing, under normal market conditions, at least 80% of its net assets, plus any borrowings for investment purposes. As of Nov 30 2013, the Fund had assets totaling \$212,536,830 and an investment portfolio totaling \$197,470,314.

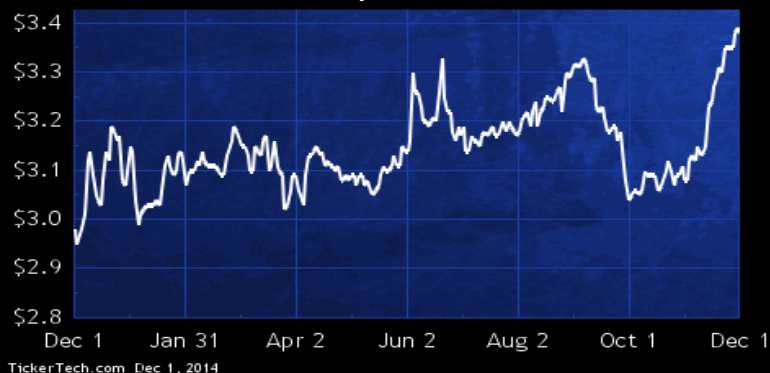
Financial

DividendRank	Symbol	Dividend	Recent	Yield*
#1	<u>CIM</u>	Q 0.36		10.66%
#2	<u>GAIN</u>	M 0.72		9.77%
#3	<u>SCM</u>	M 1.36		9.93%
#4	<u>TAXI</u>	Q 0.96		9.61%
#5	<u>WHF</u>	Q 1.42		11.41%
#6	<u>PSEC</u>	M 1.33		14.08%
#7	<u>BGH</u>	M 2.01		9.16%
#8	<u>OXLC</u>	Q 2.40		14.72%
#9	<u>HCAP</u>	M 1.35		10.89%
#10	<u>MCC</u>	Q 1.48		13.27%

* (updated 14 hours, 38 minutes ago) Yield calculations vary and may not be reliable nor comparable. Not all publicly traded securities are ranked; data may be incorrect or out of date. Rankings are for informational purposes only and do not constitute advice. [Full disclaimer](#)

Spotlight On: CIM – 10.7% Yield

Chimera Investment Corp



Chimera Investment is a finance company that invests, either directly or indirectly through its subsidiaries, in residential mortgage-backed securities, residential mortgage loans, commercial mortgage loans, real estate-related securities and various other asset classes. Co. is externally managed by Fixed Income Discount Advisory Company, an investment advisor.

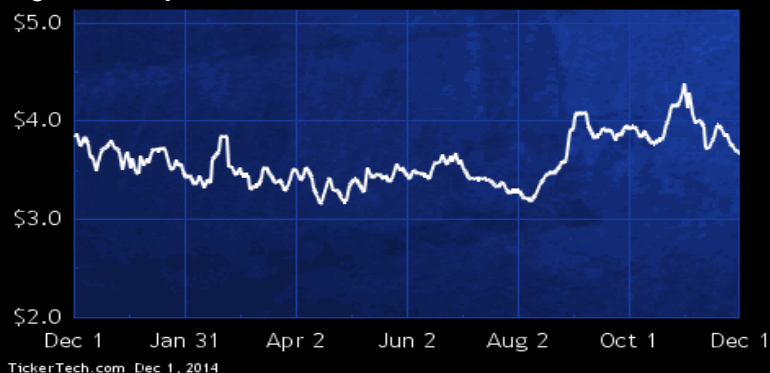
Healthcare

DividendRank	Symbol	Dividend	Recent	Yield*
#1	<u>DRAD</u>	Q 0.20		5.45%
#2	<u>PDLI</u>	Q 0.60		7.27%
#3	<u>KEQU</u>	Q 0.48		2.72%
#4	<u>VIVO</u>	Q 0.80		4.87%
#5	<u>MMM</u>	Q 3.42		2.14%
#6	<u>JNJ</u>	Q 2.80		2.59%
#7	<u>BAX</u>	Q 2.08		2.85%
#8	<u>PFE</u>	Q 1.04		3.34%
#9	<u>HLS</u>	Q 0.84		2.05%
#10	<u>RMD</u>	Q 1.12		2.11%

* (updated 14 hours, 38 minutes ago) Yield calculations vary and may not be reliable nor comparable. Not all publicly traded securities are ranked; data may be incorrect or out of date. Rankings are for informational purposes only and do not constitute advice. [Full disclaimer](#)

Spotlight On: DRAD – 5.5% Yield

Digirad Corp



Digirad provides diagnostic imaging solutions on an as needed, when needed, and where needed basis. Co. is a provider of in-office nuclear cardiology imaging and ultrasound services to physician practices, hospitals and imaging centers through its Digirad Imaging Solutions business segment. Co. also sells medical diagnostic imaging systems including solid-state gamma cameras for nuclear cardiology and general nuclear medicine applications, as well as provides service on the products Co. sells through its Diagnostic Imaging segment. Co. provides nuclear and ultrasound services primarily under annual contracts for services delivered on a per-day basis.

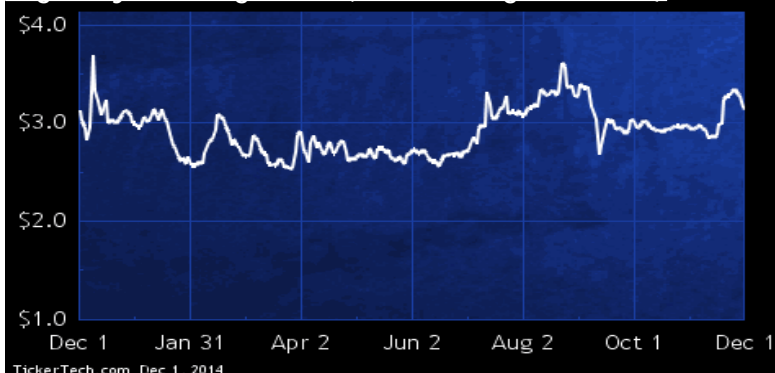
Industrial

DividendRank	Symbol	Dividend	Recent	Yield*
#1	<u>HIHO</u>	Q 0.40		12.70%
#2	<u>AIRI</u>	Q 0.60		5.93%
#3	<u>IPHS</u>	Q 1.92		3.56%
#4	<u>EML</u>	Q 0.44		2.62%
#5	<u>MSM</u>	Q 1.60		2.06%
#6	<u>ARII</u>	Q 1.60		2.72%
#7	<u>LMT</u>	Q 6.00		3.14%
#8	<u>LYB</u>	Q 2.80		3.56%
#9	<u>KRO</u>	Q 0.60		4.62%
#10	<u>HRS</u>	Q 1.88		2.63%

*(updated 14 hours, 38 minutes ago) Yield calculations vary and may not be reliable nor comparable. Not all publicly traded securities are ranked; data may be incorrect or out of date. Rankings are for informational purposes only and do not constitute advice. [Full disclaimer](#)

Spotlight On: HIHO – 12.7% Yield

Highway Holdings Ltd. (British Virgin Islands)



Highway Holdings is a holding company. Through its subsidiaries, Co. is engaged in the manufacturing and supplies of metal, plastic, electric and electronic components, subassemblies and finished products for its original equipment manufacturing clients, which products are used by Co.'s customers in the manufacturing of such products as photocopiers, laser printers, compact disc players, laser disc players, cassette players, computer equipment, electrical components, electrical connectors, cameras, clocks and automobile accessories. Co. also assists its customers in the design and development of the tooling used in the metal and plastic manufacturing process.

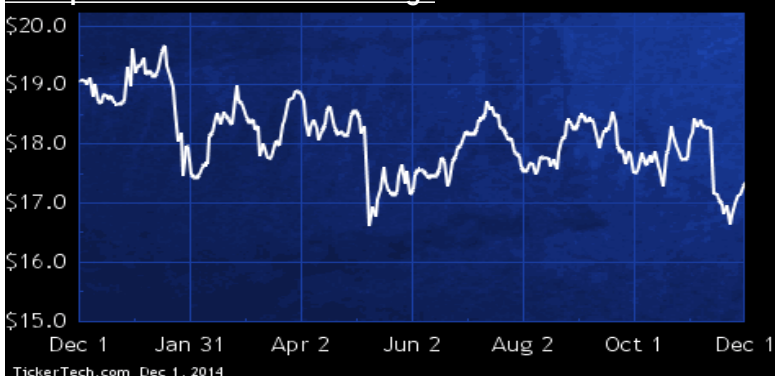
Manufacturing

DividendRank	Symbol	Dividend	Recent	Yield*
#1	<u>CODI</u>	Q 1.44		8.30%
#2	<u>IEP</u>	Q 6.00		5.56%
#3	<u>RCKY</u>	Q 0.40		2.66%
#4	<u>MLR</u>	Q 0.60		3.35%
#5	<u>COH</u>	Q 1.35		3.64%
#6	<u>CMI</u>	Q 3.12		2.15%
#7	<u>QCOM</u>	Q 1.68		2.31%
#8	<u>GPC</u>	Q 2.30		2.24%
#9	<u>HON</u>	Q 2.07		2.09%
#10	<u>PCAR</u>	Q 0.88		1.32%

*(updated 14 hours, 38 minutes ago) Yield calculations vary and may not be reliable nor comparable. Not all publicly traded securities are ranked; data may be incorrect or out of date. Rankings are for informational purposes only and do not constitute advice. [Full disclaimer](#)

Spotlight On: CODI – 8.3% Yield

Compass Diversified Holdings



Compass Diversified Holdings is a controlling owner of eight businesses: CamelBak Products LLC, a provider of a range of hydration packs and other products; The Ergobaby Carrier, Inc., a provider of baby wearing products and accessories; Fox Factory, Inc., a provider of suspension products; Liberty Safe and Security Products, Inc., a manufacturer of home and gun safes; Compass AC Holdings, Inc., a provider of printed circuit boards; American Furniture Manufacturing, Inc., a manufacturer of upholstered furniture; AMT Acquisition Corporation, a manufacturer of permanent magnets; and Tridien Medical, Inc., a manufacturer of medical therapeutic support services and patient positioning devices.

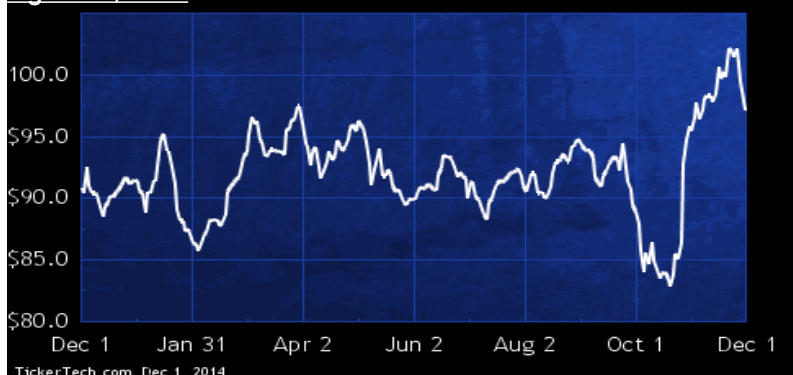
Materials

DividendRank	Symbol	Dividend	Recent Yield*
#1	<u>AGU</u>	Q 3.12	3.21%
#2	<u>SWM</u>	Q 1.52	3.56%
#3	<u>TUP</u>	Q 2.72	4.05%
#4	<u>POPE</u>	Q 2.60	3.99%
#5	<u>POT</u>	Q 1.40	4.03%
#6	<u>SMG</u>	Q 1.80	2.95%
#7	<u>DOW</u>	Q 1.68	3.46%
#8	<u>MYE</u>	Q 0.52	3.20%
#9	<u>SON</u>	Q 1.28	3.05%
#10	<u>AVY</u>	Q 1.40	2.83%

*(updated 14 hours, 38 minutes ago) Yield calculations vary and may not be reliable nor comparable. Not all publicly traded securities are ranked; data may be incorrect or out of date. Rankings are for informational purposes only and do not constitute advice. [Full disclaimer](#)

Spotlight On: AGU – 3.2% Yield

Agrium, Inc.



Agrium is engaged in producing and marketing agricultural products. Co. operates three business units. The Retail business unit sells crop nutrients, crop protection products, seed and services directly to growers. The Wholesale business unit produces, markets and distributes three primary groups of nutrients: nitrogen, potash and phosphate for agricultural and industrial customers around the world. The Advanced Technologies business unit produces and markets controlled-release crop nutrients and micronutrients in the agriculture, specialty agriculture, professional turf, horticulture, and consumer lawn and garden markets worldwide.

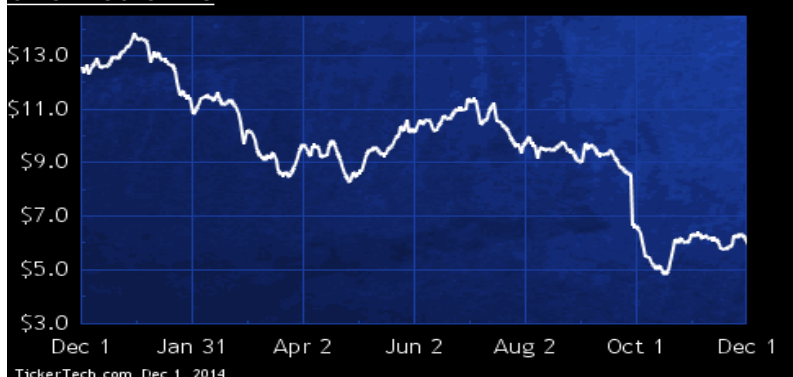
Media

DividendRank	Symbol	Dividend	Recent Yield*
#1	<u>CTCM</u>	Q 0.70	11.74%
#2	<u>AHC</u>	Q 0.32	2.67%
#3	<u>QUAD</u>	Q 1.20	5.53%
#4	<u>BBGI</u>	Q 0.18	3.39%
#5	<u>MDP</u>	Q 1.73	3.28%
#6	<u>CMCSA</u>	Q 0.90	1.58%
#7	<u>SALM</u>	Q 0.25	3.19%
#8	<u>DLX</u>	Q 1.20	2.06%
#9	<u>TWC</u>	Q 3.00	2.01%
#10	<u>OMC</u>	Q 2.00	2.59%

*(updated 14 hours, 38 minutes ago) Yield calculations vary and may not be reliable nor comparable. Not all publicly traded securities are ranked; data may be incorrect or out of date. Rankings are for informational purposes only and do not constitute advice. [Full disclaimer](#)

Spotlight On: CTCM – 11.7% Yield

CTC Media Inc



CTC Media operates three Russian television networks: CTC, which provides entertainment programming targeting 10 to 45 year-old viewers; Domashny, a channel principally focused on 25 to 59 year-old female viewers and focuses on women's lifestyle programming; and Peretz, a channel principally targeting 25 to 49 year-old viewers, focusing primarily on edgy, thrilling and action content. Co. also operates one Kazakh channel, Channel 31, which principally targets six to 54 year-old viewers. Co. is engaged in the sale of television advertising by its owned-and-operated stations in their local markets. Co. is also engaged in the sale of its programming and sublicensing of programming content.

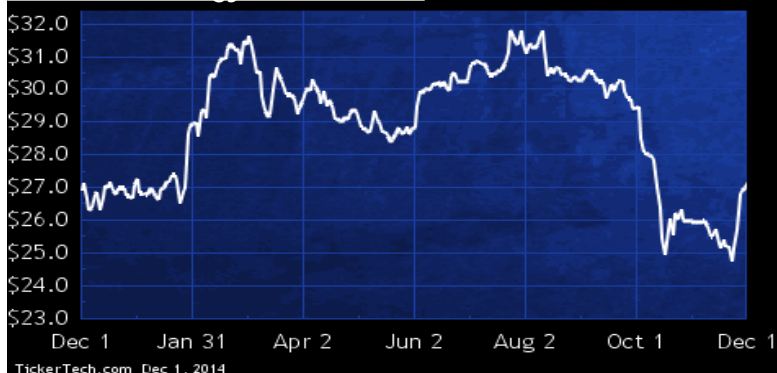
Metals & Mining

DividendRank	Symbol	Dividend	Recent Yield*
#1	<u>SXCP</u>	Q 2.11	7.77%
#2	<u>NSU</u>	Q 0.14	3.53%
#3	<u>OCIR</u>	Q 2.10	9.35%
#4	<u>AHGP</u>	Q 3.57	5.33%
#5	<u>CMP</u>	Q 2.40	2.76%
#6	<u>GG</u>	M 0.60	3.05%
#7	<u>WOR</u>	Q 0.72	1.91%
#8	<u>PAAS</u>	Q 0.50	5.35%
#9	<u>RS</u>	Q 1.40	2.19%
#10	<u>TCK</u>	S 0.90	5.80%

*(updated 14 hours, 38 minutes ago) Yield calculations vary and may not be reliable nor comparable. Not all publicly traded securities are ranked; data may be incorrect or out of date. Rankings are for informational purposes only and do not constitute advice. [Full disclaimer](#)

Spotlight On: SXCP – 7.8% Yield

SunCoke Energy Partners LP



SunCoke Energy Partners manufactures coke used in the blast furnace production of steel. Co.'s cokemaking ovens utilizes heat recovery technology designed to combust the coal's volatile components liberated during the cokemaking process and use the resulting heat to create steam or electricity for sale. Co. has two segments: Domestic Coke, which consists of its Haverhill Coke Company LLC and Middletown Coke Company, LLC cokemaking and heat recovery operations located in Franklin Furnace, OH and Middletown, OH, respectively; and Coal Logistics, which consists of its coal handling and blending service operations in East Chicago, IN; Ceredo, WV; Belle, WV; and Catlettsburg, KY.

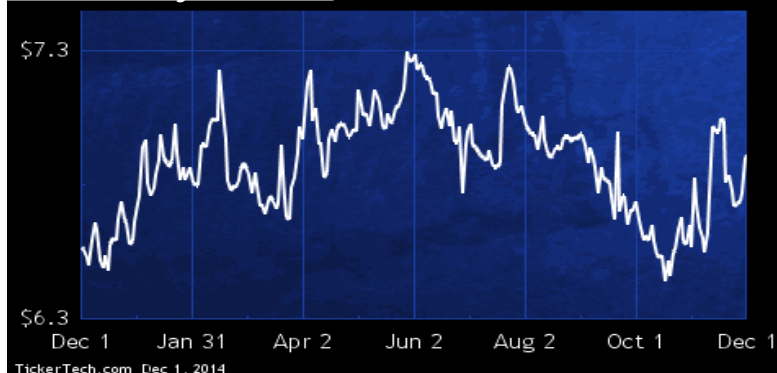
Real Estate

DividendRank	Symbol	Dividend	Recent Yield*
#1	<u>ABR</u>	Q 0.52	7.53%
#2	<u>ARCP</u>	M 1.00	10.64%
#3	<u>OAKS</u>	M 1.50	13.41%
#4	<u>RAS</u>	Q 0.72	9.75%
#5	<u>STWD</u>	Q 1.92	7.98%
#6	<u>APTS</u>	Q 0.70	7.89%
#7	<u>ARI</u>	Q 1.60	9.60%
#8	<u>ORC</u>	M 2.16	15.67%
#9	<u>ACRE</u>	Q 1.00	8.37%
#10	<u>PMT</u>	Q 2.44	11.26%

*(updated 14 hours, 38 minutes ago) Yield calculations vary and may not be reliable nor comparable. Not all publicly traded securities are ranked; data may be incorrect or out of date. Rankings are for informational purposes only and do not constitute advice. [Full disclaimer](#)

Spotlight On: ABR – 7.5% Yield

Arbor Realty Trust Inc



Arbor Realty Trust is a real estate finance company that invests in a portfolio of structured finance assets in the multi-family and commercial real estate markets. Co. invests mainly in real estate-related bridge and mezzanine loans, including junior participating interests in first mortgages, preferred and direct equity, and in limited cases, discounted mortgage notes and other real estate-related assets. Co. also holds investments in mortgage-related securities and real estate property. Co. is externally managed and advised by Arbor Commercial Mortgage, LLC, a commercial real estate finance company that is engaged in debt and equity financing for multi-family and commercial real estate.

Preferreds: [ABR.PRA](#), [ABR.PRB](#), [ABR.PRC](#)

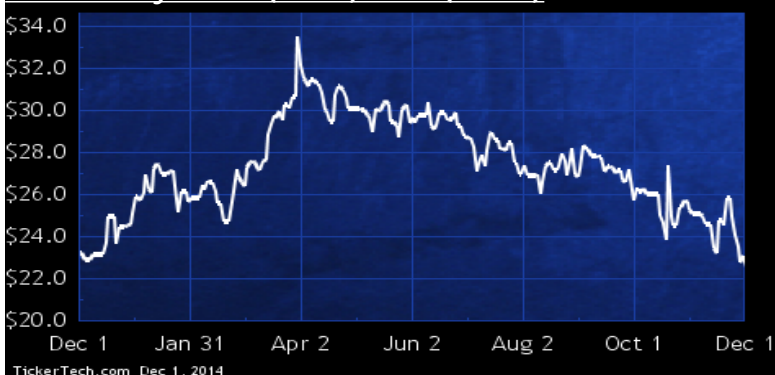
Technology

DividendRank	Symbol	Dividend	Recent Yield*
#1	<u>FORTY</u>	A 0.48	2.14%
#2	<u>STM</u>	Q 0.40	5.35%
#3	<u>WILN</u>	Q 0.20	6.31%
#4	<u>SMTF</u>	Q 0.48	7.38%
#5	<u>BGC</u>	Q 0.72	5.24%
#6	<u>KLAC</u>	Q 2.00	2.89%
#7	<u>CSPI</u>	Q 0.44	5.54%
#8	<u>TACT</u>	Q 0.32	5.83%
#9	<u>HWCC</u>	Q 0.48	3.75%
#10	<u>ITRN</u>	Q 0.84	3.87%

*(updated 14 hours, 38 minutes ago) Yield calculations vary and may not be reliable nor comparable. Not all publicly traded securities are ranked; data may be incorrect or out of date. Rankings are for informational purposes only and do not constitute advice. [Full disclaimer](#)

Spotlight On: FORTY – 2.1% Yield

Formula Systems (1985) Ltd. (Israel)



Formula Systems (1985) is a global IT solutions and services company. Co. is principally engaged in providing software consulting services, developing proprietary software products and providing computer-based business solutions. Co. delivers its solutions in over 50 countries worldwide to customers with complex IT services needs. Co. operates in two principal business areas: IT services and proprietary software solutions. Co. designs and implements IT solutions. In delivering its IT services, Co. at times uses proprietary software. Co. designs, develops and markets proprietary software solutions for sale in selected niche markets worldwide.

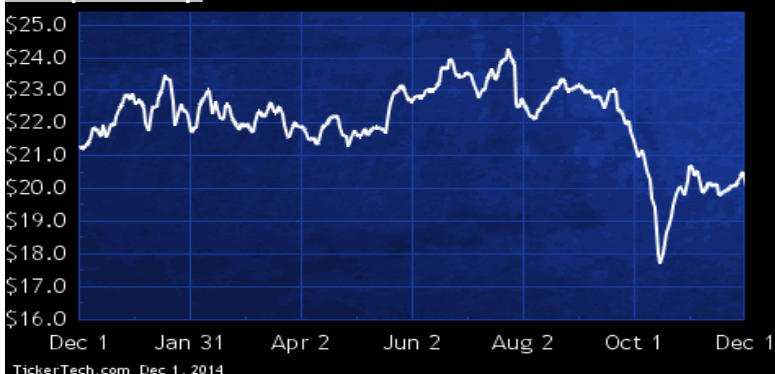
Transportation

DividendRank	Symbol	Dividend	Recent Yield*
#1	<u>SSW</u>	Q 1.38	6.89%
#2	<u>KNOP</u>	Q 1.96	8.87%
#3	<u>SB</u>	Q 0.16	3.37%
#4	<u>NAO</u>	Q 1.80	13.73%
#5	<u>FLY</u>	Q 1.00	7.37%
#6	<u>NMM</u>	Q 1.77	13.66%
#7	<u>TGH</u>	Q 1.88	5.41%
#8	<u>GLOG</u>	Q 0.56	3.18%
#9	<u>GMLP</u>	Q 2.19	6.66%
#10	<u>CMRE</u>	Q 1.12	5.65%

*(updated 14 hours, 38 minutes ago) Yield calculations vary and may not be reliable nor comparable. Not all publicly traded securities are ranked; data may be incorrect or out of date. Rankings are for informational purposes only and do not constitute advice. [Full disclaimer](#)

Spotlight On: SSW – 6.9% Yield

Seaspan Corp



Seaspan is an independent charter owner and manager of containerships. Co. primarily deploys its vessels on long-term, fixed-rate time charters. As of Feb 28, 2014, Co. operates a fleet of 71 vessels (including 8 leased vessels) and have entered into contracts to purchase an additional 16 containerships. As of Feb 28, 2014, the average age of the 71 vessels in Co.'s operating fleet was approximately 6 years. Co. operates in markets that are very competitive and based primarily on supply and demand. Co. competes for charters based upon price, customer relationships, operating and technical expertise, professional reputation and size, age and condition of the vessel.

Preferreds: [SSW.PRC](#), [SSW.PR.D](#), [SSW.PRE](#)

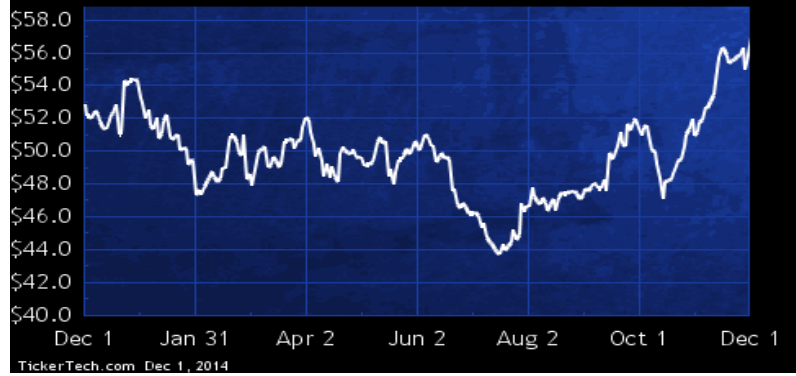
Travel & Entertainment

DividendRank	Symbol	Dividend	Recent Yield*
#1	<u>DRI</u>	Q 2.20	3.87%
#2	<u>IGT</u>	Q 0.44	2.59%
#3	<u>CBRL</u>	Q 4.00	3.13%
#4	<u>ARCO</u>	Q 0.24	3.61%
#5	<u>SEAS</u>	Q 0.84	5.04%
#6	<u>MCD</u>	Q 3.40	3.52%
#7	<u>HOT</u>	Q 1.40	1.78%
#8	<u>CNK</u>	Q 1.00	2.76%
#9	<u>IILG</u>	Q 0.44	2.03%
#10	<u>WYN</u>	Q 1.40	1.68%

* (updated 14 hours, 38 minutes ago) Yield calculations vary and may not be reliable nor comparable. Not all publicly traded securities are ranked; data may be incorrect or out of date. Rankings are for informational purposes only and do not constitute advice. [Full disclaimer](#)

Spotlight On: DRI – 3.9% Yield

Darden Restaurants, Inc.



Darden Restaurants owns and operates the Olive Garden®, Red Lobster®, LongHorn Steakhouse®, The Capital Grille®, Yard House®, Bahama Breeze®, Seasons 52®, Eddie V's Prime Seafood® and Wildfish Seafood Grille® restaurant brands located in the U.S. and Canada. As of May 25 2014, Co. operated through subsidiaries 2,207 restaurants in the U.S. and Canada. Co. also has area development and franchise agreements with unaffiliated operators to develop and operate its brands in Asia, the Middle East and Latin America. Pursuant to these agreements, as of May 25 2014, 45 franchised restaurants were in operation in Japan, the Middle East, Mexico, Brazil and Peru.

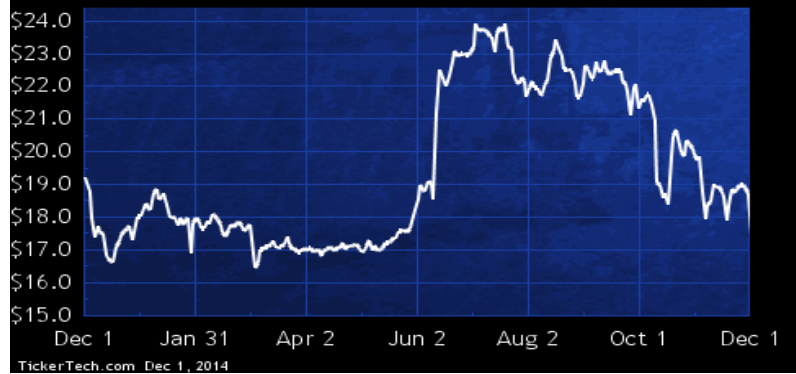
Utilities

DividendRank	Symbol	Dividend	Recent Yield*
#1	<u>SXE</u>	Q 1.60	9.18%
#2	<u>ELP</u>	A 0.41	2.95%
#3	<u>AT</u>	M 0.36	15.79%
#4	<u>GXP</u>	Q 0.98	3.75%
#5	<u>FISH</u>	Q 1.46	8.10%
#6	<u>WR</u>	Q 1.40	3.59%
#7	<u>PPL</u>	Q 1.49	4.20%
#8	<u>TU</u>	Q 1.60	4.21%
#9	<u>SJW</u>	Q 0.75	2.51%
#10	<u>APU</u>	Q 3.52	7.63%

* (updated 14 hours, 38 minutes ago) Yield calculations vary and may not be reliable nor comparable. Not all publicly traded securities are ranked; data may be incorrect or out of date. Rankings are for informational purposes only and do not constitute advice. [Full disclaimer](#)

Spotlight On: SXE – 9.2% Yield

Southcross Energy Partners LP



Southcross Energy Partners is engaged in providing natural gas gathering, processing, treating, compression and transportation services and natural gas liquid (NGL) fractionation and transportation services. Co. also sources, purchases, transports and sells natural gas and NGLs. Co.'s operations provide complementary services extending from wellhead to market, including gathering natural gas at the wellhead, treating natural gas, processing natural gas to separate the NGLs from the natural gas, fractionating the resulting NGLs into the various components and selling or delivering pipeline quality natural gas and NGLs to various industrial and energy markets as well as pipeline systems.

