

February, 2016 – *DividendRank* Report

<http://www.dividendchannel.com/>

History has shown that the bulk of the stock market's returns are delivered by dividends. Only consistently profitable companies can afford to keep paying dividends, so profitability is of critical importance. And investors shouldn't pay too expensive a price to buy a stock, even if the company itself is strong. So therefore, dividend investors should be most interested in researching the strongest most profitable companies, that also happen to be trading at an attractive valuation.

Each month, Dividend Channel screens through our coverage universe of dividend paying stocks, to look at a variety of data – dividend history & yield, book value, quarterly earnings – and compare it to the stock's trading data to come up with certain calculations about profitability and about the stock's valuation (whether we think it looks "cheap" or "expensive"). Our proprietary DividendRank formula ranks stocks within the following 18 sectors/categories, to identify the top most "interesting" ideas that merit further research.



Business Services & Equipment

Construction

Consumer Goods

Consumer Services

Energy

ETFs & CEFs

Financial

Healthcare

Industrial

Manufacturing

Materials

Media

Metals & Mining

Real Estate

Technology

Transportation

Travel & Entertainment

Utilities

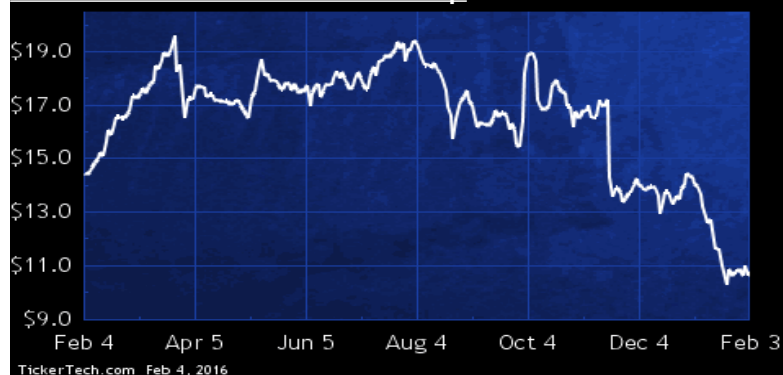
Business Services & Equipment

Spotlight On: NEWT – 14.9% Yield

DividendRank	Symbol	Dividend	Recent	Yield*
#1	<u>NEWT</u>	Q 1.60		14.86%
#2	<u>ACTG</u>	Q 0.50		14.21%
#3	<u>CEB</u>	Q 1.65		2.91%
#4	<u>MIC</u>	Q 4.52		7.15%
#5	<u>PAYX</u>	Q 1.68		3.50%
#6	<u>WU</u>	Q 0.62		3.59%
#7	<u>MGRC</u>	Q 1.00		4.11%
#8	<u>CDI</u>	Q 0.52		10.82%
#9	<u>BGSF</u>	Q 1.00		7.59%
#10	<u>RBA</u>	Q 0.64		2.82%

*(updated 7 hours, 42 minutes ago) Yield calculations vary and may not be reliable nor comparable. Not all publicly traded securities are ranked; data may be incorrect or out of date. Rankings are for informational purposes only and do not constitute advice. [Full disclaimer](#)

Newtek Business Services Corp



Newtek Business Services is a national lender and own and control certain portfolio companies that provide a range of business and financial products to small medium business (SMBs). In particular, Co. and its controlled portfolio companies provide lending, payment processing, managed technology, personal and commercial insurance and payroll solutions to SMB accounts, across all industries. In addition, Co. has developed a financial and technology based business model that enables Co. and its controlled portfolio companies to acquire and process its SMB clients in a cost manner.

Construction

Spotlight On: GRAM – 10.0% Yield

DividendRank	Symbol	Dividend	Recent	Yield*
#1	<u>GRAM</u>	A 0.25		10.00%
#2	<u>GBX</u>	Q 0.80		3.13%
#3	<u>AYR</u>	Q 0.96		5.99%
#4	<u>MDC</u>	Q 1.00		4.83%
#5	<u>HEES</u>	Q 1.10		9.50%
#6	<u>CAT</u>	Q 3.08		4.87%
#7	<u>RAIL</u>	Q 0.36		1.90%
#8	<u>PRIM</u>	Q 0.22		1.09%
#9	<u>ALSN</u>	Q 0.60		2.61%
#10	<u>ELRC</u>	Q 0.50		5.69%

*(updated 7 hours, 42 minutes ago) Yield calculations vary and may not be reliable nor comparable. Not all publicly traded securities are ranked; data may be incorrect or out of date. Rankings are for informational purposes only and do not constitute advice. [Full disclaimer](#)

Grana y Montero S.A.A. (Peru)



Grana y Montero is a holding company. Through its subsidiaries, Co. is engaged in the operation of investments in affiliated companies and subsidiaries; lending business, management and marketing services; construction; promotion and investment in building projects; development and maintenance of computerized information systems; sale of electronic data processing equipment; operation, production, processing & marketing of petroleum, natural gas and its by-products; construction and mounting of petroleum installations; development of furniture and property activities; operation of toll, concessions of work and infrastructure; and investment in telecommunications.

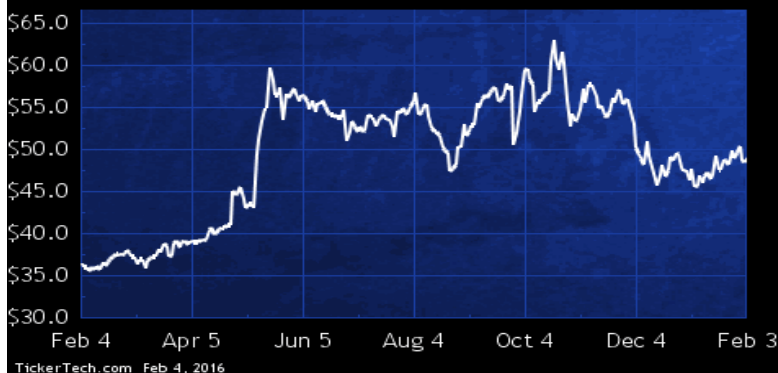
Consumer Goods

DividendRank	Symbol	Dividend	Recent Yield*
#1	<u>CALM</u>	Q 3.00	6.13%
#2	<u>SSI</u>	Q 0.60	7.38%
#3	<u>PME</u>	Q 0.04	2.97%
#4	<u>PIR</u>	Q 0.28	6.90%
#5	<u>DEST</u>	Q 0.80	12.00%
#6	<u>RCII</u>	Q 0.32	3.21%
#7	<u>PAG</u>	Q 1.04	3.48%
#8	<u>ACAT</u>	Q 0.50	3.63%
#9	<u>HSNI</u>	Q 1.40	3.05%
#10	<u>SCS</u>	Q 0.45	3.59%

*(updated 7 hours, 42 minutes ago) Yield calculations vary and may not be reliable nor comparable. Not all publicly traded securities are ranked; data may be incorrect or out of date. Rankings are for informational purposes only and do not constitute advice. [Full disclaimer](#)

Spotlight On: CALM – 6.1% Yield

Cal-Maine Foods, Inc.



Cal-Maine Foods is engaged in the production, grading, packaging, marketing and distribution of shell eggs. Co. is also a producer and marketer of specialty shell eggs, including cage free, organic and brown eggs. Co. markets its specialty shell eggs under the following brands: Egg-Land's Best®, Land O' Lakes®, Farmhouse®, and 4-Grain®. Co. markets cage free eggs under its trademarked Farmhouse® brand and distributes them across the southeast and southwest regions of the U.S. Co. markets organic, cage-free, vegetarian, and omega-3 eggs under its 4-Grain® brand. Co. also produces, markets, and distributes private label specialty shell eggs to several customers.

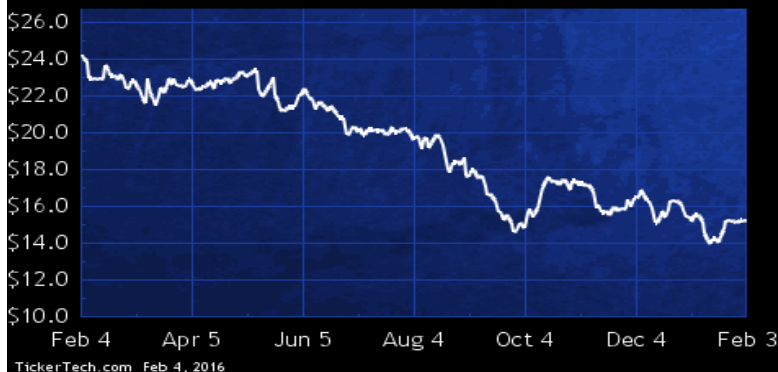
Consumer Services

DividendRank	Symbol	Dividend	Recent Yield*
#1	<u>CLCT</u>	Q 1.40	9.17%
#2	<u>NAUH</u>	Q 0.18	9.05%
#3	<u>STON</u>	Q 2.64	9.49%
#4	<u>SCI</u>	Q 0.48	2.12%
#5	<u>CPLA</u>	Q 1.56	3.37%
#6	<u>CVG</u>	Q 0.32	1.30%
#7	<u>TAX</u>	Q 0.64	3.25%
#8	<u>NTRI</u>	Q 0.70	3.91%
#9	<u>DV</u>	S 0.36	1.82%
#10	<u>UTI</u>	Q 0.08	1.96%

*(updated 7 hours, 42 minutes ago) Yield calculations vary and may not be reliable nor comparable. Not all publicly traded securities are ranked; data may be incorrect or out of date. Rankings are for informational purposes only and do not constitute advice. [Full disclaimer](#)

Spotlight On: CLCT – 9.2% Yield

Collectors Universe Inc



Collectors Universe is engaged in the business of providing third-party authentication, grading and related services for collectibles consisting of coins, trading cards, sports memorabilia and autographs. Co. also publishes magazines that provide market prices and information for certain collectibles and assets that are accessible on its websites. Co. sells advertising on those websites, and sells advertising in the magazines that it publishes. Co. also owns the Certified Coin Exchange subscription business, which operates an online market for graded collectible coins for dealers who subscribe to this service; and promote, manage and operate the Long Beach Coin show.

Energy

DividendRank	Symbol	Dividend	Recent Yield*
#1	<u>DHT</u>	Q 0.84	14.19%
#2	<u>WPZ</u>	Q 3.40	18.59%
#3	<u>TRGP</u>	Q 3.64	16.36%
#4	<u>ENLK</u>	Q 1.56	14.72%
#5	<u>DPM</u>	Q 3.12	16.35%
#6	<u>SMLP</u>	Q 2.30	13.90%
#7	<u>ARCX</u>	Q 1.76	14.10%
#8	<u>WES</u>	Q 3.20	10.42%
#9	<u>NGL</u>	Q 2.56	22.94%
#10	<u>PAA</u>	Q 2.80	13.68%

*(updated 7 hours, 42 minutes ago) Yield calculations vary and may not be reliable nor comparable. Not all publicly traded securities are ranked; data may be incorrect or out of date. Rankings are for informational purposes only and do not constitute advice. [Full disclaimer](#)

Spotlight On: DHT – 14.2% Yield

DHT Holdings, Inc.



Co. is a holding company. Through its subsidiaries, Co. operates a fleet of crude oil tankers. As of Mar. 10, 2015, Co.'s fleet consisted of 18 crude oil tankers, including 14 very large crude carriers, 2 Suezmax tankers, and 2 Aframax tankers. The fleet in operation consists of 14 very large crude carriers, which are tankers ranging in size from 200,000 to 320,000 deadweight tons, two Suezmax tankers, which are tankers ranging in size from 130,000 to 170,000 dwt and two Aframax tankers, which are tankers ranging in size from 80,000 to 120,000 dwt. Co.'s fleet principally operates on international routes and its fleet in operation had a combined carrying capacity of 4,910,160 dwt.

ETFs & CEFs

DividendRank	Symbol	Dividend	Recent Yield*
#1	<u>EDF</u>	M 2.16	19.84%
#2	<u>GNT</u>	M 0.84	15.38%
#3	<u>VGI</u>	M 1.87	14.44%
#4	<u>BWG</u>	M 1.56	14.05%
#5	<u>CHW</u>	M 0.84	12.90%
#6	<u>NML</u>	M 1.26	17.95%
#7	<u>SEA</u>	Q 1.71	15.84%
#8	<u>HIE</u>	M 1.39	13.55%
#9	<u>JGH</u>	M 1.58	12.26%
#10	<u>DSL</u>	M 1.80	11.34%

*(updated 7 hours, 42 minutes ago) Yield calculations vary and may not be reliable nor comparable. Not all publicly traded securities are ranked; data may be incorrect or out of date. Rankings are for informational purposes only and do not constitute advice. [Full disclaimer](#)

Spotlight On: EDF – 19.8% Yield

Stone Harbor Emerging Markets Income Fund



Stone Harbor Emerging Markets Income is a non-diversified, closed-end management investment company. The Fund's primary investment objective is to maximize total return, which consists of income on its investments and capital appreciation. The Fund will invest at least 80% of its net assets (plus any borrowings made for investment purposes) in Emerging Markets Fixed Income Securities. Emerging Markets Fixed Income Securities include fixed-income securities and other instruments (including derivatives). As of Nov 30 2014, the Fund's assets totaled 435,660,099 and its investment portfolio totaled \$410,718,150.

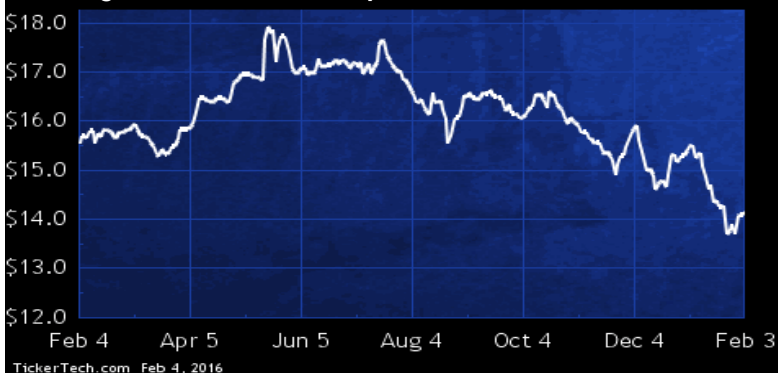
Financial

DividendRank	Symbol	Dividend	Recent	Yield*
#1	SAR	Q 1.60		11.30%
#2	CPTA	M 1.88		17.55%
#3	FSFR	M 0.90		11.90%
#4	TAXI	Q 1.00		15.02%
#5	ACSF	M 1.16		13.23%
#6	HRZN	M 1.38		13.98%
#7	SCM	M 1.36		15.80%
#8	FPL	M 1.26		12.97%
#9	JMP	M 0.48		9.18%
#10	EDI	M 1.81		17.35%

*(updated 7 hours, 42 minutes ago) Yield calculations vary and may not be reliable nor comparable. Not all publicly traded securities are ranked; data may be incorrect or out of date. Rankings are for informational purposes only and do not constitute advice. [Full disclaimer](#)

Spotlight On: SAR – 11.3% Yield

Saratoga Investment Corp



Saratoga Investment is a finance company that invests primarily in leveraged loans and mezzanine debt, both through direct lending and participation in loan syndicates. Co. is externally managed and advised by Saratoga Investment Advisors, LLC. Co.'s portfolio is comprised mainly of investments in leveraged loans (both first and second lien term loans) issued by middle market companies. Leveraged loans are generally senior debt instruments that rank ahead of subordinated debt of the portfolio company. Co. also purchases mezzanine debt and makes equity investments in middle market companies. Mezzanine debt is typically unsecured and subordinated to senior debt of the portfolio company.

Healthcare

DividendRank	Symbol	Dividend	Recent	Yield*
#1	PDLI	Q 0.20		7.15%
#2	PFE	Q 1.20		4.05%
#3	DGX	Q 1.60		2.50%
#4	ANTX	Q 2.62		6.04%
#5	MMM	Q 4.44		2.92%
#6	NRCIA	Q 0.32		2.20%
#7	DRAD	Q 0.20		3.98%
#8	AMGN	Q 4.00		2.66%
#9	ADK	Q 0.24		11.17%
#10	ABBV	Q 2.28		4.02%

*(updated 7 hours, 42 minutes ago) Yield calculations vary and may not be reliable nor comparable. Not all publicly traded securities are ranked; data may be incorrect or out of date. Rankings are for informational purposes only and do not constitute advice. [Full disclaimer](#)

Spotlight On: PDLI – 7.2% Yield

PDL BioPharma Inc



PDL BioPharma manages a portfolio of patents and royalty assets, consisting of its Queen et al. patents, license agreements with various biotechnology and pharmaceutical companies, and royalty and other assets acquired. Co.'s Queen et al. patents cover, among other things, humanized antibodies, methods for humanizing antibodies, polynucleotide encoding in humanized antibodies and methods of producing humanized antibodies. For the year ended Dec 31 2014, Co. received royalties on Queen et al. patents on sales of the 10 humanized antibody products which include Avastin®, Herceptin®, Xolair®, Lucentis®, Perjeta®, Kadcyla®, Tysabri®, Actemra®, Gazyva® and Entyvio®.

Industrial

DividendRank	Symbol	Dividend	Recent	Yield*
#1	<u>HIHO</u>	Q 0.40		9.39%
#2	<u>FTAI</u>	Q 1.32		13.97%
#3	<u>TROX</u>	Q 1.00		29.59%
#4	<u>MEOH</u>	Q 1.10		4.42%
#5	<u>SWH</u>	Q 6.25		5.87%
#6	<u>KRO</u>	Q 0.60		12.72%
#7	<u>IPHS</u>	Q 1.92		7.04%
#8	<u>BA</u>	Q 4.36		3.58%
#9	<u>PLOW</u>	Q 0.89		4.61%
#10	<u>LMT</u>	Q 6.60		3.10%

*(updated 7 hours, 42 minutes ago) Yield calculations vary and may not be reliable nor comparable. Not all publicly traded securities are ranked; data may be incorrect or out of date. Rankings are for informational purposes only and do not constitute advice. [Full disclaimer](#)

Spotlight On: HIHO – 9.4% Yield

Highway Holdings Ltd. (British Virgin Islands)



Highway Holdings is a holding company. Through its subsidiaries, Co. is engaged in the manufacturing and supplies of metal, plastic, electric and electronic components, subassemblies and finished products for its original equipment manufacturing clients, which products are used by Co.'s customers in the manufacturing of such products as photocopiers, laser printers, compact disc players, laser disc players, cassette players, computer equipment, electrical components, electrical connectors, cameras, clocks and automobile accessories. Co. also assists its customers in the design and development of the tooling used in the metal and plastic manufacturing process.

Manufacturing

DividendRank	Symbol	Dividend	Recent	Yield*
#1	<u>CODI</u>	Q 1.44		9.55%
#2	<u>F</u>	Q 0.60		5.24%
#3	<u>QCOM</u>	Q 1.92		4.30%
#4	<u>GM</u>	Q 1.52		5.26%
#5	<u>PCAR</u>	Q 0.96		2.01%
#6	<u>HOG</u>	Q 1.40		3.51%
#7	<u>JCI</u>	Q 1.16		3.26%
#8	<u>CMI</u>	Q 3.90		4.31%
#9	<u>MGA</u>	Q 0.88		2.70%
#10	<u>PII</u>	Q 2.20		2.82%

*(updated 7 hours, 42 minutes ago) Yield calculations vary and may not be reliable nor comparable. Not all publicly traded securities are ranked; data may be incorrect or out of date. Rankings are for informational purposes only and do not constitute advice. [Full disclaimer](#)

Spotlight On: CODI – 9.6% Yield

Compass Diversified Holdings



Compass Diversified Holdings controls these businesses: CamelBak Products LLC, a provider of outdoor, recreation and military products; Ergobaby Carrier, Inc., a provider of baby products; Liberty Safe and Security Products, Inc., a provider of safes; Compass AC Holdings, Inc., a provider of printed circuit boards; American Furniture Manufacturing, Inc., a manufacturer of furniture; AMT Acquisition Corporation, a manufacturer of magnets; Clean Earth Holdings Inc., a provider of environmental services; Candle Lamp Company, LLC, a manufacturer of food warming fuel and table lighting solutions; and Tridien Medical, Inc, a provider of medical support services and patient positioning devices.

Materials

DividendRank	Symbol	Dividend	Recent Yield*
#1	<u>POT</u>	Q 1.00	6.20%
#2	<u>UFS</u>	Q 1.60	5.20%
#3	<u>PKG</u>	Q 2.20	4.46%
#4	<u>ICL</u>	Q 0.26	6.37%
#5	<u>DOW</u>	Q 1.84	3.94%
#6	<u>CF</u>	Q 1.20	4.00%
#7	<u>MOS</u>	Q 1.10	4.60%
#8	<u>IP</u>	Q 1.76	5.16%
#9	<u>AGU</u>	Q 3.50	4.07%
#10	<u>EMN</u>	Q 1.84	3.01%

*(updated 7 hours, 42 minutes ago) Yield calculations vary and may not be reliable nor comparable. Not all publicly traded securities are ranked; data may be incorrect or out of date. Rankings are for informational purposes only and do not constitute advice. [Full disclaimer](#)

Spotlight On: POT – 6.2% Yield

Potash Corp. of Saskatchewan Inc.



Potash Corp. of Saskatchewan is a fertilizer and related industrial and feed products company. Co.'s potash operations include the mining and production of potash, which is predominantly used as fertilizer. Co.'s phosphate operations include the manufacture and sale of solid and liquid phosphate fertilizers, phosphate feed and industrial acid, which is used in food products and industrial processes. Co.'s nitrogen operations include production of nitrogen fertilizers and nitrogen chemicals. These products are used for agricultural, industrial and animal nutrition purposes.

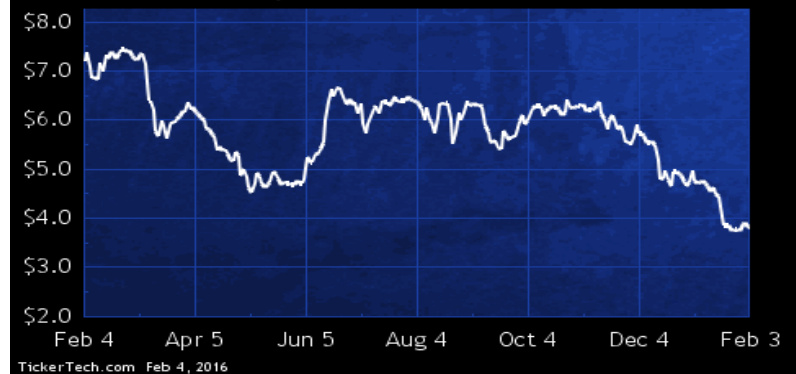
Media

DividendRank	Symbol	Dividend	Recent Yield*
#1	<u>SALM</u>	Q 0.26	6.83%
#2	<u>QUAD</u>	Q 1.20	12.30%
#3	<u>RRD</u>	Q 1.04	7.75%
#4	<u>CSS</u>	Q 0.80	2.89%
#5	<u>MDP</u>	Q 1.98	4.79%
#6	<u>HHS</u>	Q 0.34	9.89%
#7	<u>NEWM</u>	Q 1.32	8.06%
#8	<u>OMC</u>	Q 2.00	2.76%
#9	<u>SJR</u>	M 1.18	6.69%
#10	<u>BBI</u>	Q 0.18	5.63%

*(updated 7 hours, 42 minutes ago) Yield calculations vary and may not be reliable nor comparable. Not all publicly traded securities are ranked; data may be incorrect or out of date. Rankings are for informational purposes only and do not constitute advice. [Full disclaimer](#)

Spotlight On: SALM – 6.8% Yield

Salem Media Group, Inc.



Salem media group is a diversified multi-media company. Co. operates three segments: broadcasting, which owns and operates radio stations and networks that develop, produce and syndicate programming targeted to Christian and family-themed talk stations, music stations and general News Talk stations; digital media, which owns and operates Christian and Conservative opinion websites such as Salem Web Network Christian Content Websites, and includes Salem Consumer Products, an e-commerce business; and Publishing, which consists of Regnery Publishing, a publisher of conservative books, Xulon Press, a print-on-demand self-publishing service, and Salem Publishing print magazine division.

Metals & Mining

DividendRank	Symbol	Dividend	Recent Yield*
#1	<u>SXC</u>	Q 0.60	18.24%
#2	<u>ARLP</u>	Q 2.70	19.68%
#3	<u>SXCP</u>	Q 2.38	31.98%
#4	<u>RIO</u>	S 2.14	8.54%
#5	<u>AHGP</u>	Q 3.84	21.39%
#6	<u>BHP</u>	S 2.48	11.60%
#7	<u>CINR</u>	Q 2.23	10.05%
#8	<u>NSU</u>	Q 0.16	5.84%
#9	<u>TX</u>	A 0.90	7.75%
#10	<u>CALVF</u>	Q 0.04	7.14%

*(updated 7 hours, 42 minutes ago) Yield calculations vary and may not be reliable nor comparable. Not all publicly traded securities are ranked; data may be incorrect or out of date. Rankings are for informational purposes only and do not constitute advice. [Full disclaimer](#)

Spotlight On: SXC – 18.2% Yield

SunCoke Energy Inc



SunCoke Energy is an independent producer of coke. Coke is a principal raw material in the blast furnace steelmaking process. Co. has four segments: Domestic Coke, which consists of its Jewell, Indiana Harbor, Haverhill, Granite City and Middletown cokemaking and heat recovery operations; Brazil Coke, which consists of its operations in Vitoria, Brazil; India Coke, which consists of its cokemaking joint venture with Visa Steel Limited in Odisha, India; and Coal Logistics, which consists of coal handling and blending service operations. At Dec 31 2014, Co. had proven and probable coal reserves of approximately 111.0 million tons.

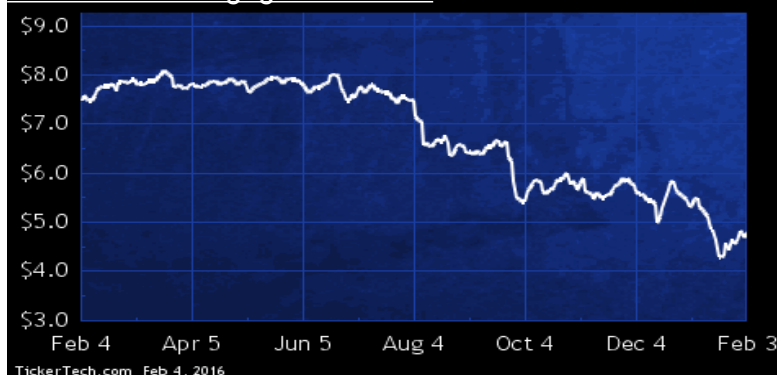
Real Estate

DividendRank	Symbol	Dividend	Recent Yield*
#1	<u>NYMT</u>	Q 0.96	19.96%
#2	<u>ARI</u>	Q 1.84	11.58%
#3	<u>IRT</u>	M 0.72	10.74%
#4	<u>CIM</u>	Q 1.92	15.53%
#5	<u>UDF</u>	M 1.64	15.52%
#6	<u>BRG</u>	M 1.16	11.26%
#7	<u>ANH</u>	Q 0.60	13.73%
#8	<u>NRZ</u>	Q 1.84	17.12%
#9	<u>ABR</u>	Q 0.60	9.35%
#10	<u>LHO</u>	Q 1.80	8.44%


*(updated 7 hours, 42 minutes ago) Yield calculations vary and may not be reliable nor comparable. Not all publicly traded securities are ranked; data may be incorrect or out of date. Rankings are for informational purposes only and do not constitute advice. [Full disclaimer](#)

Spotlight On: NYMT – 20.0% Yield

New York Mortgage Trust Inc



New York Mortgage Trust is a real estate investment trust engaged in the business of acquiring, investing in, financing and managing primarily mortgage-related assets and financial assets. Co.'s portfolio includes certain credit sensitive assets and investments sourced from distressed markets. Co.'s targeted assets include residential mortgage loans, including distressed residential loans, multi-family commercial mortgage-backed securities, mezzanine loans to and preferred equity investments in owners of multi-family properties, equity and debt securities issued by entities that invest in commercial real estate-related debt investments and agency residential mortgage-backed securities.

 Preferred: NYMTP

Technology

DividendRank	Symbol	Dividend	Recent Yield*
#1	<u>TSM</u>	A 0.73	3.18%
#2	<u>SPIL</u>	A 0.49	6.37%
#3	<u>BBOX</u>	Q 0.44	5.56%
#4	<u>STX</u>	Q 2.52	8.26%
#5	<u>HPE</u>	Q 0.22	1.65%
#6	<u>NVEC</u>	Q 4.00	8.52%
#7	<u>ASX</u>	A 0.32	6.19%
#8	<u>INTC</u>	Q 1.04	3.55%
#9	<u>POWL</u>	Q 1.04	4.52%
#10	<u>IBM</u>	Q 5.20	4.17%

*(updated 7 hours, 42 minutes ago) Yield calculations vary and may not be reliable nor comparable. Not all publicly traded securities are ranked; data may be incorrect or out of date. Rankings are for informational purposes only and do not constitute advice. [Full disclaimer](#)

Spotlight On: TSM — 3.2% Yield

Taiwan Semiconductor Manufacturing Co., Ltd.



Taiwan Semiconductor Manufacturing is a foundry in the semiconductor industry which engages mainly in the manufacturing, selling, packaging, testing and computer-aided design of integrated circuits and other semiconductor devices and the manufacturing of masks. Co. also engages in the researching, developing, designing, manufacturing and selling of solid state lighting devices and related applications products and systems, and renewable energy and efficiency related technologies and products. Co.'s products include logic semiconductors, mixed-signal/radio frequency semiconductors, CMOS image sensor semiconductors and high voltage semiconductors.

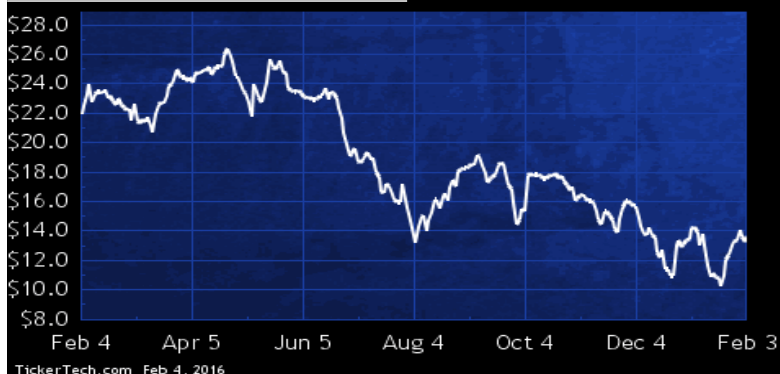
Transportation

DividendRank	Symbol	Dividend	Recent Yield*
#1	<u>KNOP</u>	Q 2.08	15.22%
#2	<u>CMRE</u>	Q 1.16	15.92%
#3	<u>GLOG</u>	Q 0.56	7.56%
#4	<u>GLOP</u>	Q 1.91	13.55%
#5	<u>NAP</u>	Q 1.69	15.73%
#6	<u>TAL</u>	Q 1.80	17.63%
#7	<u>TGH</u>	Q 0.96	9.34%
#8	<u>STNG</u>	Q 0.50	8.85%
#9	<u>SSW</u>	Q 1.50	9.16%
#10	<u>ASC</u>	Q 0.52	5.94%

*(updated 7 hours, 42 minutes ago) Yield calculations vary and may not be reliable nor comparable. Not all publicly traded securities are ranked; data may be incorrect or out of date. Rankings are for informational purposes only and do not constitute advice. [Full disclaimer](#)

Spotlight On: KNOP — 15.2% Yield

KNOT Offshore Partners LP



KNOT Offshore Partners is a limited partnership formed to own, operate and acquire shuttle tankers under long-term charters, which Co. defines as charters of five years or more. Co.'s initial fleet of shuttle tankers was contributed to Co. by Knutsen NYK Offshore Tankers AS, or KNOT, which is jointly owned by TS Shipping Invest AS (TSSI), and Nippon Yusen Kaisha (NYK). As of Dec. 31, 2014, Co.'s fleet consists of eight shuttle tankers. The market for Co.'s services is the offshore oil transportation industry, and Co.'s customers consist primarily of major oil and gas companies, independent oil and gas producers and government-owned oil companies.

Travel & Entertainment

DividendRank	Symbol	Dividend	Recent Yield*
#1	<u>LVS</u>	Q 2.88	6.77%
#2	<u>SKIS</u>	Q 0.55	11.21%
#3	<u>CBRL</u>	Q 4.40	3.35%
#4	<u>STAY</u>	Q 0.76	6.10%
#5	<u>VIAB</u>	Q 1.60	3.59%
#6	<u>VIA</u>	Q 1.60	3.37%
#7	<u>IILG</u>	Q 0.48	4.09%
#8	<u>XHR</u>	Q 0.92	6.65%
#9	<u>CUK</u>	Q 1.20	2.52%
#10	<u>MCD</u>	Q 3.56	2.94%

*(updated 7 hours, 42 minutes ago) Yield calculations vary and may not be reliable nor comparable. Not all publicly traded securities are ranked; data may be incorrect or out of date. Rankings are for informational purposes only and do not constitute advice. [Full disclaimer](#)

Spotlight On: LVS – 6.8% Yield

Las Vegas Sands Corp



Las Vegas Sands is a developer of destination properties that has accommodations, gaming, entertainment and retail, convention and exhibition facilities, restaurants and other amenities. Through its 70.1% ownership of Sands China Ltd, Co. owns and operates resort properties in Macao, including The Venetian Macao Resort Hotel, Sands Cotai Central, and the Four Seasons Hotel Macao. In Singapore, Co. owns and operates the Marina Bay Sands. In the U.S., Co.'s properties include The Venetian Resort Hotel Casino and The Palazzo Resort Hotel Casino, as well as the Sands Expo and Convention Center in Las Vegas, NV, and the Sands Casino Resort Bethlehem in Bethlehem, PA.

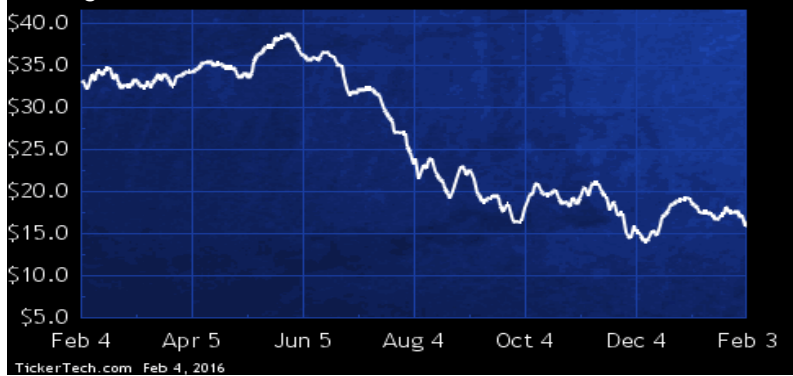
Utilities

DividendRank	Symbol	Dividend	Recent Yield*
#1	<u>ABY</u>	Q 1.72	10.47%
#2	<u>MEP</u>	Q 1.43	17.23%
#3	<u>TAC</u>	Q 0.72	19.10%
#4	<u>BIP</u>	Q 2.28	6.41%
#5	<u>PTXP</u>	Q 1.10	10.28%
#6	<u>SPH</u>	Q 3.55	14.09%
#7	<u>CVA</u>	Q 1.00	7.18%
#8	<u>TEP</u>	Q 2.56	7.83%
#9	<u>FTR</u>	Q 0.42	9.14%
#10	<u>CHT</u>	A 1.57	5.02%

*(updated 7 hours, 42 minutes ago) Yield calculations vary and may not be reliable nor comparable. Not all publicly traded securities are ranked; data may be incorrect or out of date. Rankings are for informational purposes only and do not constitute advice. [Full disclaimer](#)

Spotlight On: ABY – 10.5% Yield

Abengoa Yield Plc



Abengoa Yield is a dividend growth-oriented company formed to own, manage and acquire renewable energy, conventional power and electric transmission lines and other contracted revenue-generating assets, initially focused on North America (the U.S. and Mexico) and South America (Peru, Chile, Uruguay and Brazil), as well as Europe (Spain). As of June 12 2014, Co. owned eleven assets, comprising 710 MW of renewable energy generation, 300 MW of conventional power generation and 1,018 miles of electric transmission lines.

