

February, 2020 – *DividendRank* Report

<http://www.dividendchannel.com/>

History has shown that the bulk of the stock market's returns are delivered by dividends. Only consistently profitable companies can afford to keep paying dividends, so profitability is of critical importance. And investors shouldn't pay too expensive a price to buy a stock, even if the company itself is strong. So therefore, dividend investors should be most interested in researching the strongest most profitable companies, that also happen to be trading at an attractive valuation.

Each month, Dividend Channel screens through our coverage universe of dividend paying stocks, to look at a variety of data – dividend history & yield, book value, quarterly earnings – and compare it to the stock's trading data to come up with certain calculations about profitability and about the stock's valuation (whether we think it looks "cheap" or "expensive"). Our proprietary DividendRank formula ranks stocks within the following 18 sectors/categories, to identify the top most "interesting" ideas that merit further research.

Business Services & Equipment

Construction

Consumer Goods

Consumer Services

Energy

ETFs & CEFs

Financial

Healthcare

Industrial

Manufacturing

Materials

Media

Metals & Mining

Real Estate

Technology

Transportation

Travel & Entertainment

Utilities

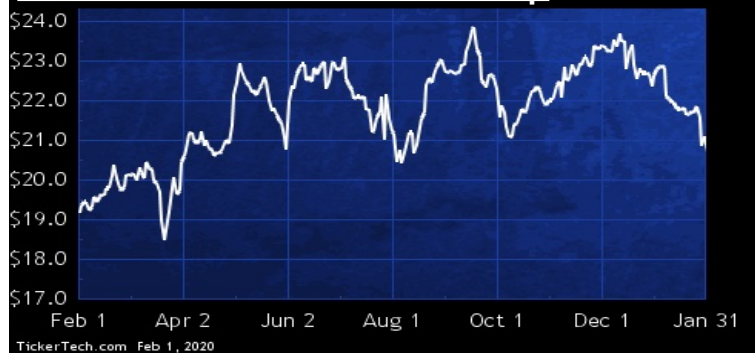
BUSINESS SERVICES & EQUIPMENT

DividendRank	Symbol	Dividend	Recent Yield*
#1	NEWT	Q 2.84	13.45%
#2	BGSF	Q 1.20	5.85%
#3	RECN	Q 0.56	3.58%
#4	PAYX	Q 2.48	2.82%
#5	MINI	Q 1.21	2.85%
#6	RMR	Q 1.52	3.28%
#7	VSEC	Q 0.36	1.11%
#8	MAN	S 2.18	2.32%
#9	MGRC	Q 1.50	1.84%
#10	MMS	Q 1.12	1.53%

* (updated Friday, January 31, 2:02 AM) Yield calculations vary and may not be reliable nor comparable. Not all publicly traded securities are ranked; data may be incorrect or out of date. Rankings are for informational purposes only and do not constitute advice. [Full disclaimer](#)

SPOTLIGHT ON: NEWT – 13.4% YIELD

Newtek Business Services Corp



Newtek Business Services is a business development company. Co. provides, together with its controlled portfolio companies, a range of business and financial solutions under the Newtek® brand to the small-and-medium sized business market. Co.'s products and services include: Business Lending including United States Small Business Administration 7(a) loans, 504 loans and conventional loans, Electronic Payment Processing, Managed Technology Solutions (Cloud Computing), Technology Consulting, eCommerce, Accounts Receivable and Inventory Financing, personal and commercial lines Insurance Services, Web Services, Data Backup, Storage and Retrieval, and Payroll and Benefits Solutions.

[BDC](#) NEWT is a BDC – view [NEWT BDCInvestor Profile](#).

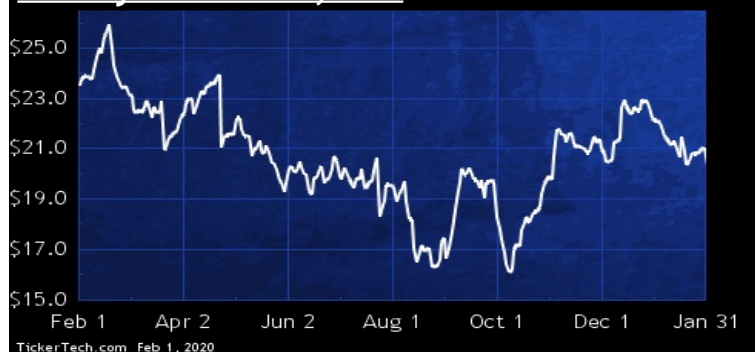
CONSTRUCTION

DividendRank	Symbol	Dividend	Recent Yield*
#1	TRN	Q 0.76	3.61%
#2	HEES	Q 1.10	3.91%
#3	DHI	Q 0.70	1.16%
#4	PHM	Q 0.48	1.05%
#5	MDC	Q 1.32	2.97%
#6	PRIM	Q 0.24	1.09%
#7	LEN	Q 0.50	0.74%
#8	GVA	Q 0.52	1.88%
#9	TOL	Q 0.44	0.97%
#10	KBH	Q 0.36	0.95%

* (updated Friday, January 31, 2:02 AM) Yield calculations vary and may not be reliable nor comparable. Not all publicly traded securities are ranked; data may be incorrect or out of date. Rankings are for informational purposes only and do not constitute advice. [Full disclaimer](#)

SPOTLIGHT ON: TRN – 3.6% YIELD

Trinity Industries, Inc.



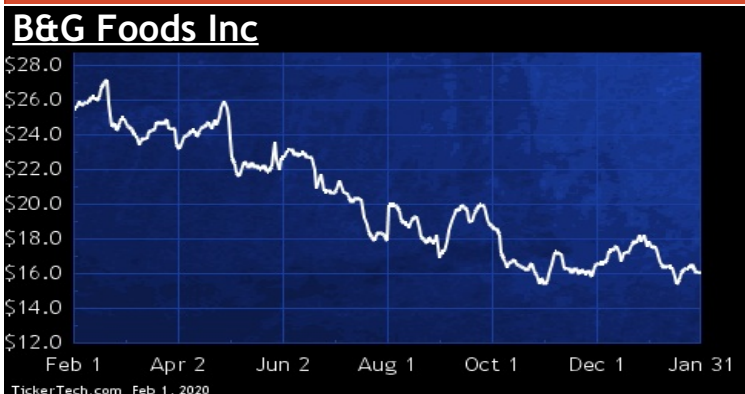
Trinity Industries owns businesses that provide rail transportation products and services in North America. Co. has three principal business segments: the Railcar Leasing and Management Services Group, which owns and operates a fleet of railcars and provides third-party fleet leasing, management, and administrative services; the Rail Products Group, which manufactures and sells railcars and related parts and components, and provides maintenance services; and All Other, which includes Co.'s highway products business; Co.'s captive insurance and transportation companies; legal, environmental, and maintenance costs associated with non-operating facilities; and other peripheral businesses.

CONSUMER GOODS

DividendRank	Symbol	Dividend	Recent Yield*
#1	BGS	Q 1.90	11.78%
#2	CHS	Q 0.35	8.62%
#3	UVV	Q 3.04	5.74%
#4	FL	Q 1.52	3.90%
#5	SPTN	Q 0.76	6.23%
#6	KSS	Q 2.68	6.01%
#7	MPX	Q 0.48	3.37%
#8	M	Q 1.51	8.97%
#9	WEYS	Q 0.96	4.15%
#10	PETS	Q 1.08	4.19%

* (updated Friday, January 31, 2:02 AM) Yield calculations vary and may not be reliable nor comparable. Not all publicly traded securities are ranked; data may be incorrect or out of date. Rankings are for informational purposes only and do not constitute advice. [Full disclaimer](#)

SPOTLIGHT ON: BGS — 11.8% YIELD



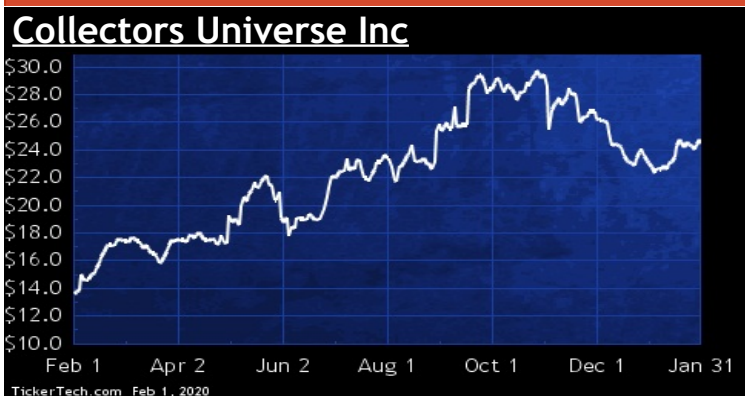
B&G Foods is a holding company. Through its subsidiaries, Co. manufactures, sells and distributes branded shelf-stable and frozen foods and household products across the U.S., Canada and Puerto Rico. Co. complements its branded product retail sales with institutional and food service sales and private label sales. Co.'s products include frozen and canned vegetables, hot cereals, fruit spreads, canned meats and beans, bagel chips, spices, seasonings, hot sauces, wine vinegar, maple syrup, molasses, salad dressings, pizza crusts, Mexican-style sauces, dry soups, taco shells and kits, salsas, pickles, peppers, tomato-based products, puffed corn and rice snacks, nut clusters and other products.

CONSUMER SERVICES

DividendRank	Symbol	Dividend	Recent Yield*
#1	CLCT	Q 0.70	2.82%
#2	SCI	Q 0.72	1.49%
#3	FRG	Q 1.00	4.50%
#4	GHC	Q 5.80	1.04%
#5	MNRO	Q 0.88	1.36%
#6	STRA	Q 2.40	1.44%
#7	TRU	Q 0.30	0.32%
#8	CSV	Q 0.30	1.24%

* (updated Friday, January 31, 2:02 AM) Yield calculations vary and may not be reliable nor comparable. Not all publicly traded securities are ranked; data may be incorrect or out of date. Rankings are for informational purposes only and do not constitute advice. [Full disclaimer](#)

SPOTLIGHT ON: CLCT — 2.8% YIELD



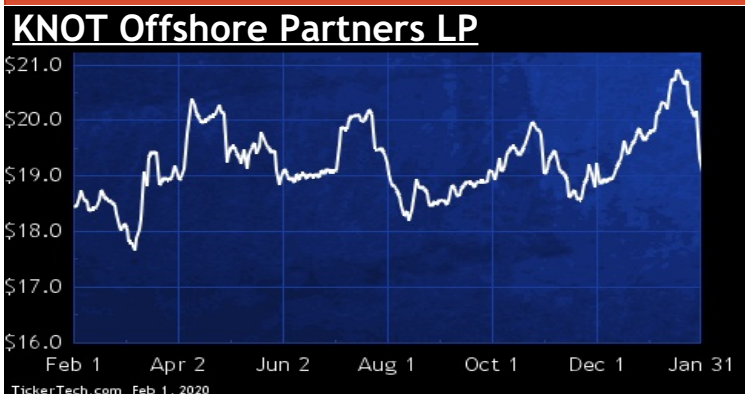
Collectors Universe provides third-party authentication, grading and related services for collectibles consisting of coins, trading cards, sports memorabilia and autographs. Co. authenticates and grades the quality of such collectibles for dealers, collectors and retail buyers and sellers of these collectibles. Co. also publishes magazines that provide market prices and information for certain collectibles and assets that are accessible on its websites. Co. sells advertising on those websites, and sells advertising in the magazines that it publishes and owns the Certified Coin Exchange subscription business, which operates an online market for graded collectible coins for dealers.

ENERGY

DividendRank	Symbol	Dividend	Recent Yield*
#1	KNOP	Q 2.08	10.75%
#2	BRY	Q 0.48	6.83%
#3	NGL	Q 1.56	14.76%
#4	ENBL	Q 1.32	13.56%
#5	NBLX	Q 2.75	12.34%
#6	HMLP	Q 1.76	11.41%
#7	MPC	Q 2.32	4.27%
#8	MUR	Q 1.00	4.71%
#9	WES	Q 2.49	14.67%
#10	ENB	Q 3.24	6.01%

* (updated Friday, January 31, 2:02 AM) Yield calculations vary and may not be reliable nor comparable. Not all publicly traded securities are ranked; data may be incorrect or out of date. Rankings are for informational purposes only and do not constitute advice. [Full disclaimer](#)

SPOTLIGHT ON: KNOP — 10.8% YIELD



KNOT Offshore Partners is a limited partnership formed to own, operate and acquire shuttle tankers under long-term charters, which Co. defines as charters of five years or more.

ETFS & CEFS

DividendRank	Symbol	Dividend	Recent Yield*
#1	OPP	M 2.16	12.93%
#2	SZC	M 1.64	12.99%
#3	CEM	Q 1.18	11.07%
#4	HIE	M 1.39	12.54%
#5	RA	M 2.39	10.84%
#6	CTR	Q 0.88	10.67%
#7	EMO	Q 0.92	11.29%
#8	DSE	Q 0.60	17.29%
#9	VAM	M 1.40	10.28%
#10	JMF	Q 0.96	13.14%

* (updated Friday, January 31, 2:03 AM) Yield calculations vary and may not be reliable nor comparable. Not all publicly traded securities are ranked; data may be incorrect or out of date. Rankings are for informational purposes only and do not constitute advice. [Full disclaimer](#)

SPOTLIGHT ON: OPP — 12.9% YIELD



RiverNorth/DoubleLine Strategic Opportunity Fund, Inc. (the "Fund") is a diversified, closed-end management investment company. The Fund's objective is to seek current income and overall total return by allocating its Managed Assets among two principal strategies; under normal market conditions, the Fund may allocate between 10% and 35% of its Managed Assets to the Tactical Closed-End Fund Income Strategy and 65% to 90% of its Managed Assets to the Opportunistic Income Strategy. As of Jun 30 2016, Fund had total assets of \$292,865,023 and an investment portfolio of \$291,478,268.

FINANCIAL

DividendRank	Symbol	Dividend	Recent Yield*
#1	BSBR	Q 0.27	2.65%
#2	BSMX	S 0.21	2.94%
#3	BMA	S 4.40	13.90%
#4	WHF	Q 1.42	10.18%
#5	CGBD	Q 1.48	10.59%
#6	BMLP	Q 3.80	8.76%
#7	RSF	M 2.16	11.74%
#8	CPTA	M 1.00	11.65%
#9	GHY	M 1.26	8.36%
#10	ECC	M 2.40	15.85%

* (updated Friday, January 31, 2:03 AM) Yield calculations vary and may not be reliable nor comparable. Not all publicly traded securities are ranked; data may be incorrect or out of date. Rankings are for informational purposes only and do not constitute advice. [Full disclaimer](#)

SPOTLIGHT ON: BSBR — 2.6% YIELD



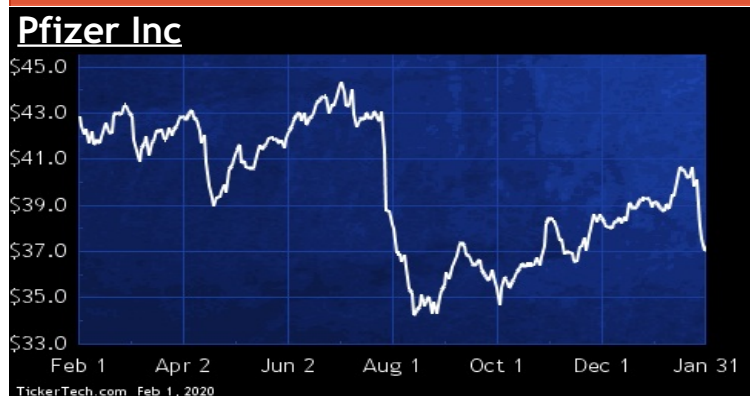
Banco Santander Brasil operates as a bank and through its subsidiaries carries out its operations through two segments: Commercial Banking and Global Wholesale Banking, which operates with commercial, investment, credit and financing and exchange, mortgage lending, leasing, credit cards and securities brokerage. Co. operates in Brazil and abroad, through the Cayman branch and its subsidiary in Spain. As of Dec 31 2016, Co. had total assets of R\$634.39 billion.

HEALTHCARE

DividendRank	Symbol	Dividend	Recent Yield*
#1	PFE	Q 1.52	4.10%
#2	PMD	Q 0.72	7.59%
#3	AMGN	Q 6.40	2.83%
#4	MRK	Q 2.44	2.82%
#5	MMM	Q 5.76	3.54%
#6	CAH	Q 1.92	3.61%
#7	BMY	Q 1.80	2.82%
#8	GILD	Q 2.52	3.94%
#9	NVO	S 0.90	1.48%
#10	DGX	Q 2.24	2.00%

* (updated Friday, January 31, 2:03 AM) Yield calculations vary and may not be reliable nor comparable. Not all publicly traded securities are ranked; data may be incorrect or out of date. Rankings are for informational purposes only and do not constitute advice. [Full disclaimer](#)

SPOTLIGHT ON: PFE — 4.1% YIELD



Pfizer is a research-based biopharmaceutical company. Co.'s portfolio includes medicines and vaccines, as well as consumer healthcare products. Co. manages its commercial operations through three businesses: Pfizer Biopharmaceuticals Group, which includes Co.'s health business units (except Consumer Healthcare) as well as a hospital business unit that commercializes its portfolio of sterile injectable and anti-infective medicines; Upjohn, which includes Co.'s solid oral dose brands such as Lyrica, Lipitor, Norvasc, Viagra and Celebrex, as well as certain generic medicines; and Consumer Healthcare, which is an over-the-counter medicines business.

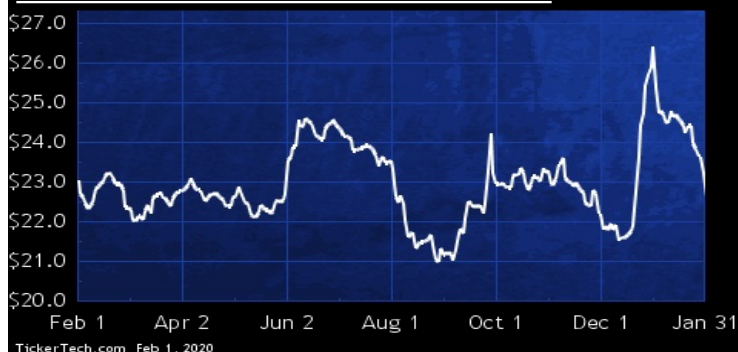
INDUSTRIAL

DividendRank	Symbol	Dividend	Recent Yield*
#1	WLKP	Q 1.89	8.11%
#2	MSM	Q 3.00	4.26%
#3	MEOH	Q 1.44	4.08%
#4	IFFT	Q 3.00	6.10%
#5	SWP	Q 5.38	5.03%
#6	CC	Q 1.00	6.91%
#7	WSO	Q 6.40	3.60%
#8	ASH	Q 1.10	1.45%
#9	UG	S 1.10	6.28%
#10	LYB	Q 4.20	5.03%

* (updated Friday, January 31, 2:03 AM) Yield calculations vary and may not be reliable nor comparable. Not all publicly traded securities are ranked; data may be incorrect or out of date. Rankings are for informational purposes only and do not constitute advice. [Full disclaimer](#)

SPOTLIGHT ON: WLKP — 8.1% YIELD

Westlake Chemical Partners LP



Westlake Chemical Partners is a limited partnership that operates, acquires and develops ethylene production facilities and related assets. Co.'s business and operations are conducted through Westlake Chemical OpCo LP (OpCo). OpCo sells ethylene to Westlake Chemical Corporation (Westlake) and others, as well as co-products of ethylene production, including propylene, crude butadiene, pyrolysis gasoline and hydrogen. OpCo owns ethylene production facilities at Westlake's Lake Charles, LA and Calvert City, KY sites, and a common carrier ethylene pipeline that runs from Mont Belvieu, TX to Westlake's Longview, TX facility.

MANUFACTURING

DividendRank	Symbol	Dividend	Recent Yield*
#1	CRWS	Q 0.32	5.01%
#2	FLXS	Q 0.88	5.25%
#3	GM	Q 1.52	4.56%
#4	IEP	Q 8.00	12.46%
#5	BSET	Q 0.50	3.98%
#6	PCAR	Q 1.28	1.68%
#7	WNC	Q 0.32	2.66%
#8	ETH	Q 0.84	5.06%
#9	CMI	Q 5.24	3.16%
#10	CSCO	Q 1.40	2.96%

* (updated Friday, January 31, 2:03 AM) Yield calculations vary and may not be reliable nor comparable. Not all publicly traded securities are ranked; data may be incorrect or out of date. Rankings are for informational purposes only and do not constitute advice. [Full disclaimer](#)

SPOTLIGHT ON: CRWS — 5.0% YIELD

Crown Crafts, Inc.



Crown Crafts operates indirectly through its wholly-owned subsidiaries, Sassy Baby, Inc., NoJo Baby & Kids, Inc., and Carousel Designs, LLC, in the infant, toddler and juvenile products segment within the consumer products industry. The infant, toddler and juvenile products segment consists of infant and toddler bedding and blankets, bibs, soft bath products, disposable products, developmental toys and accessories. Co.'s products are sold directly to retailers, which are primarily mass merchants, mid-tier retailers, juvenile specialty stores, value channel stores, grocery and drug stores, restaurants, wholesale clubs and internet-based retailers, as well as directly to consumers.

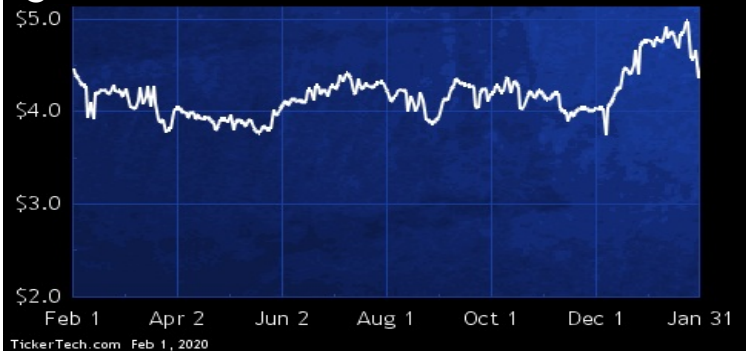
MATERIALS

DividendRank	Symbol	Dividend	Recent Yield*
#1	LND	A 0.22	5.08%
#2	GT	Q 0.64	4.72%
#3	WRK	Q 1.86	4.65%
#4	NTR	Q 1.80	4.18%
#5	UAN	Q 0.28	10.14%
#6	ICL	Q 0.70	4.75%
#7	IP	Q 2.05	4.86%
#8	UFS	Q 1.82	5.09%
#9	EMN	Q 2.64	3.80%
#10	EVA	Q 2.70	7.12%

* (updated Friday, January 31, 2:03 AM) Yield calculations vary and may not be reliable nor comparable. Not all publicly traded securities are ranked; data may be incorrect or out of date. Rankings are for informational purposes only and do not constitute advice. [Full disclaimer](#)

SPOTLIGHT ON: LND — 5.1% YIELD

Brasilagro Cia Brasileira De Propriedades Agricolas



BrasilAgro - Companhia Brasileira de Propriedades Agricolas is focused on the acquisition, development and exploration of agricultural properties. All of Co.'s sales are to clients located in Brazil. Co. has five segments, namely: real estate, which presents the P&L from operations carried out in its subsidiaries; grains, which is engaged in the production and sale of soybean and corn; sugarcane, which includes the sale of the raw product; cattle raising, which consists of producing and selling beef calves after weaning, characterizing the activity as breeding and fattening of cattle; and cotton, which is engaged primarily in the production and sale of cotton lint and seed.

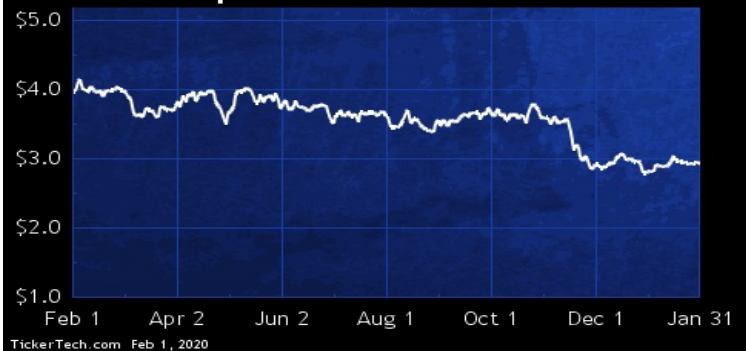
MEDIA

DividendRank	Symbol	Dividend	Recent Yield*
#1	AHC	Q 0.32	10.81%
#2	EDUC	Q 0.20	3.44%
#3	GCI	Q 1.52	23.79%
#4	MDP	Q 2.30	7.49%
#5	QUAD	Q 0.60	13.70%
#6	TPCO	Q 1.00	7.76%
#7	IPG	Q 0.94	4.05%
#8	EVC	Q 0.20	9.71%
#9	TSQ	Q 0.30	3.06%
#10	OMC	Q 2.60	3.42%

* (updated Friday, January 31, 2:03 AM) Yield calculations vary and may not be reliable nor comparable. Not all publicly traded securities are ranked; data may be incorrect or out of date. Rankings are for informational purposes only and do not constitute advice. [Full disclaimer](#)

SPOTLIGHT ON: AHC — 10.8% YIELD

AH Belo Corp



A. H. Belo is a news and information publishing company with commercial printing, distribution and direct mail capabilities, as well as capabilities in media and digital marketing. Co. has two reportable segments: Publishing, which includes the operations of The Dallas Morning News (www.dallasnews.com), a Texas newspaper and various other publications targeting specific audiences; and Marketing Services, which includes marketing services generated by Co.'s subsidiary, DMV Digital Holdings Company, and its subsidiaries, Distribion, Inc., Vertical Nerve, Inc. and CDFX, LLC, and digital advertising through Connect.

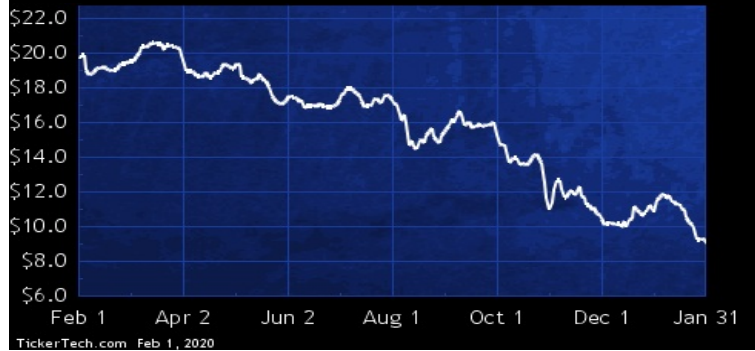
METALS & MINING

DividendRank	Symbol	Dividend	Recent Yield*
#1	ARLP	Q 1.60	17.32%
#2	NRP	Q 1.80	9.07%
#3	ARCH	Q 1.80	3.33%
#4	BTU	Q 0.58	8.31%
#5	RIO	S 3.02	5.47%
#6	STLD	Q 0.96	3.15%
#7	NEM	Q 0.56	1.25%
#8	HCC	Q 0.20	1.03%
#9	SCCO	Q 1.60	4.12%
#10	WOR	Q 0.96	2.53%

* (updated Friday, January 31, 2:03 AM) Yield calculations vary and may not be reliable nor comparable. Not all publicly traded securities are ranked; data may be incorrect or out of date. Rankings are for informational purposes only and do not constitute advice. [Full disclaimer](#)

SPOTLIGHT ON: ARLP — 17.3% YIELD

Alliance Resource Partners LP



Alliance Resource Partners is a natural resource company. Co. is a coal producer in the eastern United States. Co. markets its coal production to main domestic and international utilities and industrial users. Co. has two reportable segments: Illinois Basin, which comprises of multiple operating segments, including operating mining complexes Webster County Coal's Dotiki mining complex, Gibson County Coal's mining complex, River View's mining complex and the Hamilton mining complex; and Appalachia, which comprises of multiple operating segments, including the Mettiki mining complex, the Tunnel Ridge mining complex, the MC Mining mining complex and the Penn Ridge property.

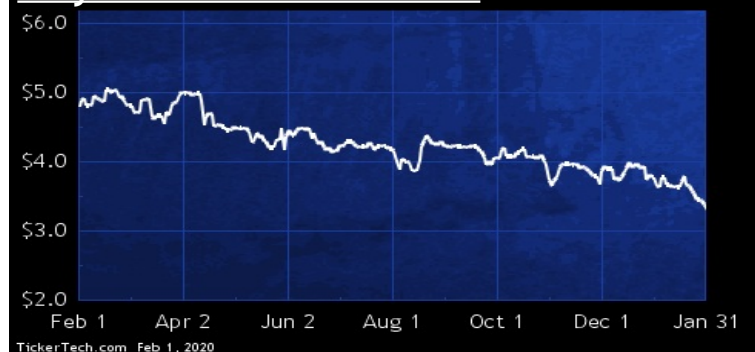
REAL ESTATE

DividendRank	Symbol	Dividend	Recent Yield*
#1	XIN	Q 0.40	11.80%
#2	TRMT	Q 0.88	15.80%
#3	RVI	A 2.05	6.15%
#4	EFC	M 1.80	9.81%
#5	RC	Q 1.60	9.69%
#6	MDRR	Q 0.50	12.89%
#7	SOHO	Q 0.52	8.23%
#8	IVR	Q 2.00	11.42%
#9	XAN	Q 1.10	9.04%
#10	CLNC	M 1.20	9.68%

* (updated Friday, January 31, 2:03 AM) Yield calculations vary and may not be reliable nor comparable. Not all publicly traded securities are ranked; data may be incorrect or out of date. Rankings are for informational purposes only and do not constitute advice. [Full disclaimer](#)

SPOTLIGHT ON: XIN — 11.8% YIELD

Xinyuan Real Estate Co Ltd



Xinyuan Real Estate, via its subsidiaries, is a real estate developer that primarily focuses on selected cities in China and the United States. Co. focuses on developing large scale residential projects, which consist of multiple residential buildings that include multi-layer apartment buildings, sub-high-rise apartment buildings or high-rise apartment buildings. Several of its projects include auxiliary services and amenities such as retail outlets, leisure and health facilities, kindergartens and schools. Co. also develops small-scale residential properties. In addition, Co. provides property management services for its developments and other real estate-related services to its customers.

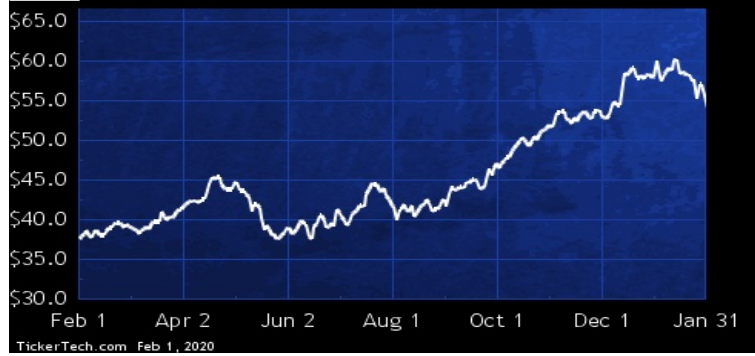
TECHNOLOGY

DividendRank	Symbol	Dividend	Recent Yield*
#1	TSM	Q 1.64	2.94%
#2	NVEC	Q 4.00	5.41%
#3	IBM	Q 6.48	4.74%
#4	HPE	Q 0.48	3.33%
#5	NTAP	Q 1.92	3.50%
#6	TAIT	Q 0.14	5.00%
#7	CSPI	Q 0.60	4.16%
#8	AVGO	Q 13.00	4.12%
#9	JNPR	Q 0.80	3.49%
#10	ADP	Q 3.64	2.08%

* (updated Friday, January 31, 2:03 AM) Yield calculations vary and may not be reliable nor comparable. Not all publicly traded securities are ranked; data may be incorrect or out of date. Rankings are for informational purposes only and do not constitute advice. [Full disclaimer](#)

SPOTLIGHT ON: TSM – 2.9% YIELD

Taiwan Semiconductor Manufacturing Co., Ltd.



Taiwan Semiconductor Manufacturing is a foundry in the semiconductor industry which engages mainly in the manufacturing, selling, packaging, testing and computer-aided design of integrated circuits and other semiconductor devices and the manufacturing of masks.

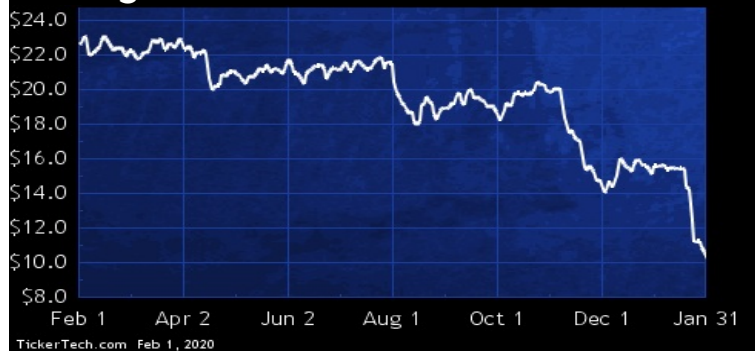
TRANSPORTATION

DividendRank	Symbol	Dividend	Recent Yield*
#1	GLOP	Q 2.20	20.72%
#2	SSW	Q 0.50	4.05%
#3	NMM	Q 1.20	9.25%
#4	PATI	Q 0.60	4.96%
#5	PANL	Q 0.14	4.61%
#6	ALK	Q 1.50	2.27%
#7	FTAI	Q 1.32	6.77%
#8	USDP	Q 1.48	14.67%
#9	GBX	Q 1.08	4.28%
#10	PAC	Q 8.65	6.83%

* (updated Friday, January 31, 2:03 AM) Yield calculations vary and may not be reliable nor comparable. Not all publicly traded securities are ranked; data may be incorrect or out of date. Rankings are for informational purposes only and do not constitute advice. [Full disclaimer](#)

SPOTLIGHT ON: GLOP – 20.7% YIELD

GasLog Partners LP



GasLog Partners is a holding company. Co. and its subsidiaries are primarily engaged in the ownership, operation and acquisition of liquefied natural gas (LNG) carriers engaged in LNG transportation under multi-year charters. Co. conducts its operations through its vessel-owning subsidiaries and, has a fleet of LNG carriers, including vessels with tri-fuel diesel electric engine propulsion technology and Steam vessels.

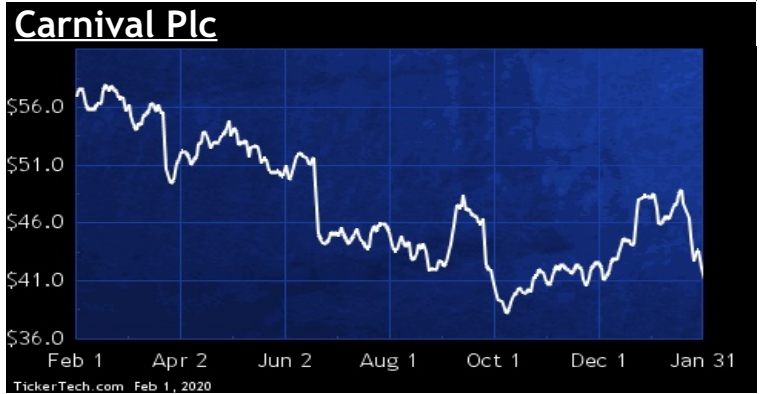
Preferreds: [GLOP.PRA](#), [GLOP.PRC](#)

TRAVEL & ENTERTAINMENT

DividendRank	Symbol	Dividend	Recent Yield*
#1	CUK	Q 2.00	4.74%
#2	AMC	Q 0.80	11.70%
#3	BBX	Q 0.05	1.28%
#4	STAY	Q 0.92	7.02%
#5	CCL	Q 2.00	4.47%
#6	IGT	Q 0.80	5.84%
#7	RCL	Q 3.12	2.61%
#8	LVS	Q 3.08	4.65%
#9	DRI	Q 3.52	2.98%
#10	MCS	Q 0.64	2.21%

* (updated Friday, January 31, 2:03 AM) Yield calculations vary and may not be reliable nor comparable. Not all publicly traded securities are ranked; data may be incorrect or out of date. Rankings are for informational purposes only and do not constitute advice. [Full disclaimer](#)

SPOTLIGHT ON: CUK – 4.7% YIELD



Carnival is a leisure travel company. Co. is also a cruise company and a provider of vacations to cruise destinations throughout the world. Co. has four reportable segments: North America and Australia, which includes Carnival Cruise Line, Princess Cruises, Holland America Line, P&O Cruises (Australia), and Seabourn; Europe and Asia, which includes AIDA Cruises, P&O Cruises (UK), and Cunard; Cruise Support, which includes its portfolio of port destinations and other services, all of which are operated for the benefit of its cruise brands; and Tour and Other, which owns and operates hotels, lodges, glass-domed railcars and motorcoaches.

UTILITIES

DividendRank	Symbol	Dividend	Recent Yield*
#1	AM	Q 1.23	23.70%
#2	SPKE	Q 0.72	7.62%
#3	TEO	A 0.70	6.17%
#4	ETRN	Q 1.80	18.33%
#5	D	Q 3.76	4.35%
#6	DTP	Q 3.12	6.08%
#7	SGU	Q 0.50	5.42%
#8	AY	Q 1.64	5.70%
#9	OGE	Q 1.55	3.35%
#10	PNW	Q 3.13	3.17%

* (updated Friday, January 31, 2:03 AM) Yield calculations vary and may not be reliable nor comparable. Not all publicly traded securities are ranked; data may be incorrect or out of date. Rankings are for informational purposes only and do not constitute advice. [Full disclaimer](#)

SPOTLIGHT ON: AM – 23.7% YIELD



Antero Midstream owns the membership interests in Antero Midstream Partners GP LLC, which owns the non-economic general partner interest in Antero Midstream Partners LP (Antero Midstream). Antero Midstream owns, operates and develops midstream energy infrastructure mainly to service Antero Resources Corporation's production and completion activity under contracts. Its assets consist of gathering pipelines, compressor stations, processing and fractionation plants and water handling and treatment infrastructure, through which it provides gathering, compression, processing, fractionation and integrated water services, including fresh water delivery services, and other fluid handling services.

