

February, 2021 – *DividendRank* Report

<http://www.dividendchannel.com/>

History has shown that the bulk of the stock market's returns are delivered by dividends. Only consistently profitable companies can afford to keep paying dividends, so profitability is of critical importance. And investors shouldn't pay too expensive a price to buy a stock, even if the company itself is strong. So therefore, dividend investors should be most interested in researching the strongest most profitable companies, that also happen to be trading at an attractive valuation.

Each month, Dividend Channel screens through our coverage universe of dividend paying stocks, to look at a variety of data – dividend history & yield, book value, quarterly earnings – and compare it to the stock's trading data to come up with certain calculations about profitability and about the stock's valuation (whether we think it looks "cheap" or "expensive"). Our proprietary DividendRank formula ranks stocks within the following 18 sectors/categories, to identify the top most "interesting" ideas that merit further research.

Business Services & Equipment

Construction

Consumer Goods

Consumer Services

Energy

ETFs & CEFs

Financial

Healthcare

Industrial

Manufacturing

Materials

Media

Metals & Mining

Real Estate

Technology

Transportation

Travel & Entertainment

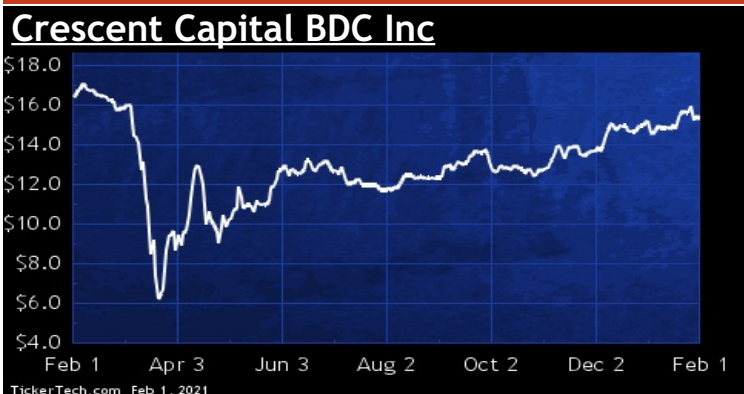
Utilities

BUSINESS SERVICES & EQUIPMENT

DividendRank	Symbol	Dividend	Recent Yield*
#1	CCAP	Q 1.64	10.58%
#2	RGP	Q 0.56	4.85%
#3	TRTN	Q 2.28	4.92%
#4	MGRC	Q 1.68	2.41%
#5	IRM	Q 2.47	7.35%
#6	RMR	Q 1.52	4.12%
#7	CZZ	A 0.11	0.65%
#8	NEWT	Q 1.88	9.14%
#9	BBSI	Q 1.20	1.90%
#10	PINC	Q 0.76	2.24%

* (updated 7 hours, 21 minutes ago) Yield calculations vary and may not be reliable nor comparable. Not all publicly traded securities are ranked; data may be incorrect or out of date. Rankings are for informational purposes only and do not constitute advice. [Full disclaimer](#)

SPOTLIGHT ON: CCAP — 10.6% YIELD



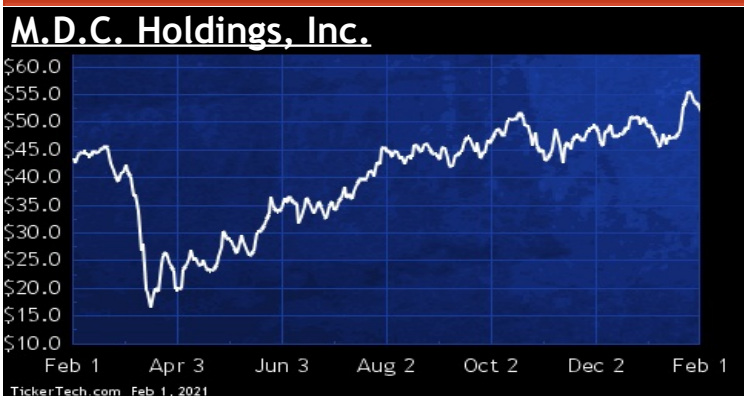
Crescent Capital BDC is an externally managed, closed-end, non-diversified management investment company. Co.'s primary investment objective is to maximize the total return to its stockholders in the form of current income and capital appreciation through debt and related equity investments.

CONSTRUCTION

DividendRank	Symbol	Dividend	Recent Yield*
#1	MDC	Q 1.60	3.08%
#2	LEN	Q 1.00	1.20%
#3	DHI	Q 0.80	1.04%
#4	KBH	Q 0.60	1.44%
#5	PHM	Q 0.56	1.29%
#6	AGX	Q 1.00	2.31%
#7	HEES	Q 1.10	4.00%
#8	PRIM	Q 0.24	0.82%
#9	TOL	Q 0.44	0.86%
#10	FIX	Q 0.44	0.79%

* (updated 7 hours, 21 minutes ago) Yield calculations vary and may not be reliable nor comparable. Not all publicly traded securities are ranked; data may be incorrect or out of date. Rankings are for informational purposes only and do not constitute advice. [Full disclaimer](#)

SPOTLIGHT ON: MDC — 3.1% YIELD



M.D.C. Holdings is engaged in the homebuilding and financial services. Co.'s homebuilding operations consist of its subsidiaries that purchase finished or develop lots to the extent necessary for the construction and sale primarily of single-family detached homes to first-time and first-time move-up homebuyers. Co.'s financial services operations include: HomeAmerican Mortgage Corporation, which originates mortgage loans for its homebuyers; American Home Insurance Agency, Inc., which provides third-party insurance products to its homebuyers; and American Home Title and Escrow Company, which provides title agency services to its homebuilding subsidiaries and its customers in certain states.

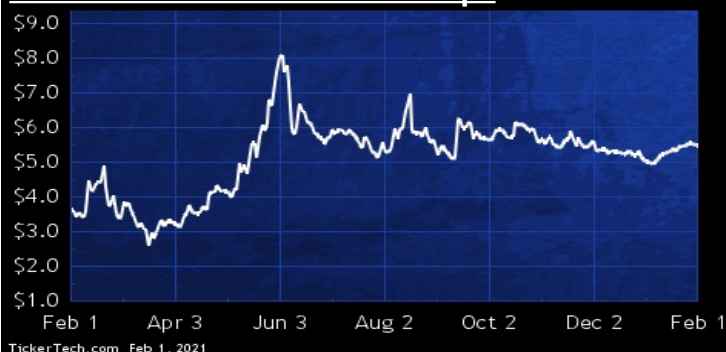
CONSUMER GOODS

DividendRank	Symbol	Dividend	Recent Yield*
#1	NHTC	Q 0.80	14.63%
#2	UVV	Q 3.08	6.71%
#3	MTEX	Q 0.64	3.46%
#4	SPTN	Q 0.77	4.16%
#5	BGFV	Q 0.40	3.07%
#6	TSN	Q 1.78	2.77%
#7	BTI	Q 2.71	7.41%
#8	HVT	Q 0.88	2.69%
#9	WEYS	Q 0.96	5.56%
#10	RGR	Q 2.24	3.54%

* (updated 7 hours, 21 minutes ago) Yield calculations vary and may not be reliable nor comparable. Not all publicly traded securities are ranked; data may be incorrect or out of date. Rankings are for informational purposes only and do not constitute advice. [Full disclaimer](#)

SPOTLIGHT ON: NHTC – 14.6% YIELD

Natural Health Trends Corp.



Natural Health Trends is a direct-selling and e-commerce company. Co. provides a line of NHT Global branded products in various categories, including: wellness, which includes targeted nutrition for joint health, antioxidant support, digestive health, heart health, vision health, immune support and cellular health, which are in liquid, encapsulated, tableted and powder dietary and nutritional supplements, vitamins and minerals; herbal, which includes herbal supplements formulated incorporating ingredients found in Chinese medicine; beauty, which includes cleansers, creams, lotions, serums and toners; and lifestyle, which includes weight management and energy enhancing supplements.

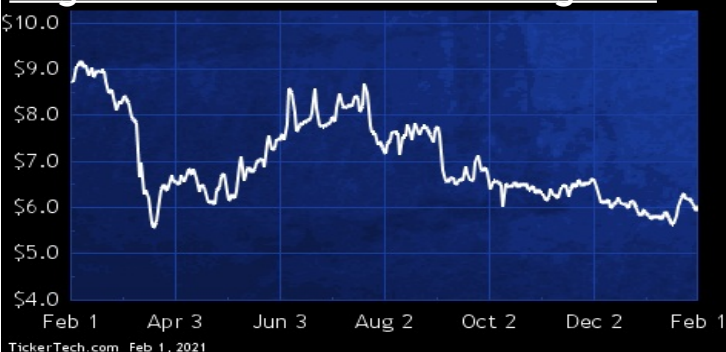
CONSUMER SERVICES

DividendRank	Symbol	Dividend	Recent Yield*
#1	BEDU	A 0.12	1.99%
#2	SCI	Q 0.84	1.67%
#3	GHC	Q 6.04	1.06%
#4	STRA	Q 2.40	2.72%
#5	CSV	Q 0.40	1.21%
#6	MNRO	Q 0.88	1.50%
#7	CLCT	Q 0.70	0.77%
#8	TRU	Q 0.30	0.34%

* (updated 7 hours, 21 minutes ago) Yield calculations vary and may not be reliable nor comparable. Not all publicly traded securities are ranked; data may be incorrect or out of date. Rankings are for informational purposes only and do not constitute advice. [Full disclaimer](#)

SPOTLIGHT ON: BEDU – 2.0% YIELD

Bright Scholar Education Holdings Ltd



Bright Scholar Education Holdings is a holding company. Through its subsidiaries, Co. is engaged in the provision of private fundamental education and complementary education services including kindergarten, primary, middle, high school and international schools in the People's Republic of China, and education programs and services including independent schools and colleges in United Kingdom, the United States and Canada. Co. provides a range of internationally-accredited curricula in its international schools. Co. tailors the delivery of coursework to support learning outcomes for Co.'s students and prepare them for higher education overseas.

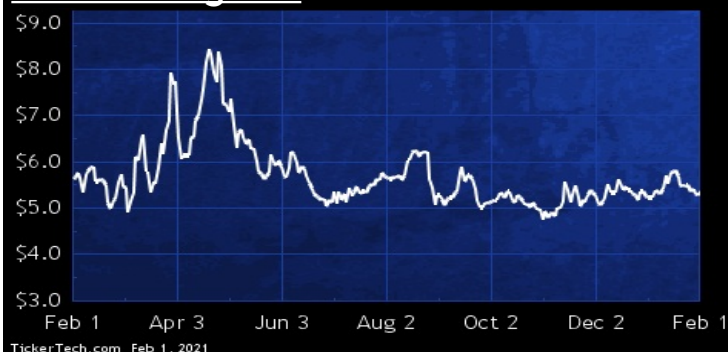
ENERGY

DividendRank	Symbol	Dividend	Recent Yield*
#1	DHT	Q 0.80	14.90%
#2	CEQP	Q 2.50	12.08%
#3	KNOP	Q 2.08	12.74%
#4	PBA	M 2.52	7.57%
#5	ENB	Q 3.34	7.75%
#6	SFL	Q 0.60	9.49%
#7	KMI	Q 1.05	7.46%
#8	CNQ	Q 1.70	5.87%
#9	VLO	Q 3.92	6.95%
#10	XOM	Q 3.48	7.76%

*(updated 7 hours, 21 minutes ago) Yield calculations vary and may not be reliable nor comparable. Not all publicly traded securities are ranked; data may be incorrect or out of date. Rankings are for informational purposes only and do not constitute advice. [Full disclaimer](#)

SPOTLIGHT ON: DHT — 14.9% YIELD

DHT Holdings Inc



DHT Holdings operate a fleet of crude oil tankers. As of Mar. 19, 2020, Co.'s fleet consisted of 27 very large crude carrier (VLCC) crude oil tankers, all of which are wholly owned by Co. VLCCs are tankers ranging in size from 200,000 to 320,000 deadweight tons. Co. operates its vessels through its wholly owned management companies in Monaco, Singapore and Oslo, Norway.

ETFS & CEFS

DividendRank	Symbol	Dividend	Recent Yield*
#1	RA	M 2.39	12.87%
#2	OPP	M 1.90	13.17%
#3	JQC	M 0.92	14.49%
#4	RIV	M 2.04	12.11%
#5	DPG	Q 1.40	10.93%
#6	FCT	M 1.26	10.76%
#7	FSD	M 1.32	8.84%
#8	GHY	M 1.26	8.71%
#9	VGI	M 1.20	10.22%
#10	BIZD	Q 1.30	9.28%

*(updated 7 hours, 21 minutes ago) Yield calculations vary and may not be reliable nor comparable. Not all publicly traded securities are ranked; data may be incorrect or out of date. Rankings are for informational purposes only and do not constitute advice. [Full disclaimer](#)

SPOTLIGHT ON: RA — 12.9% YIELD

Brookfield Real Assets Income Fund Inc



Brookfield Real Assets Income Fund is registered as a diversified, closed-end management investment company. The Fund's investment objective is to seek high total return, primarily through high current income and secondarily, through growth of capital. The Fund seeks to achieve its investment objective by investing primarily in the real asset class, which includes the following: Real Estate Securities; Infrastructure Securities; and Natural Resources Securities.

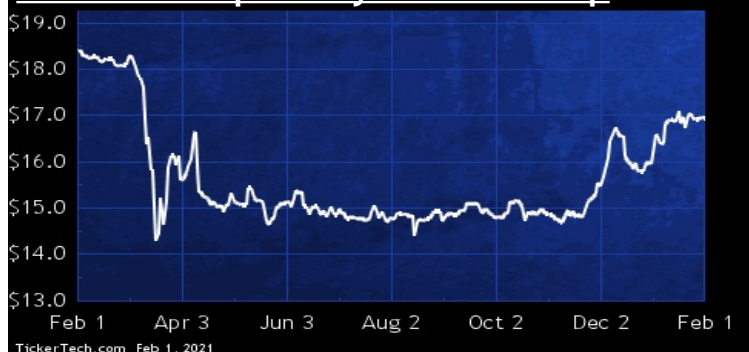
FINANCIAL

DividendRank	Symbol	Dividend	Recent Yield*
#1	RSF	M 1.83	10.78%
#2	MFC	Q 1.12	4.83%
#3	FHN	Q 0.60	4.32%
#4	PFLT	M 1.14	10.48%
#5	TSLX	Q 1.64	8.02%
#6	RBCAA	Q 1.23	3.41%
#7	WSBF	Q 0.80	4.33%
#8	HTBK	Q 0.52	5.92%
#9	BCP	Q 0.84	4.58%
#10	NAVI	Q 0.64	5.69%

* (updated 7 hours, 21 minutes ago) Yield calculations vary and may not be reliable nor comparable. Not all publicly traded securities are ranked; data may be incorrect or out of date. Rankings are for informational purposes only and do not constitute advice. [Full disclaimer](#)

SPOTLIGHT ON: RSF — 10.8% YIELD

RiverNorth Specialty Finance Corp



RiverNorth Specialty Finance is registered as a non-diversified closed-end management investment company. The investment objective of the Fund is to seek a high level of current income. The Fund seeks to achieve its investment objective by investing, directly or indirectly, at least 80% of its Managed Assets (the total assets of the Fund, including assets attributable to leverage, minus liabilities (other than debt representing leverage and any preferred stock that may be outstanding)) in marketplace lending investments.

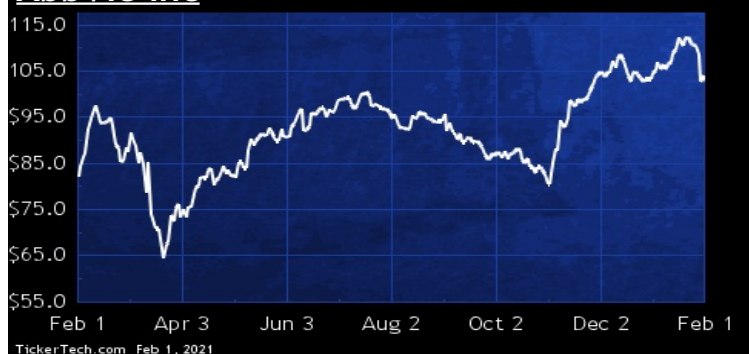
HEALTHCARE

DividendRank	Symbol	Dividend	Recent Yield*
#1	ABBV	Q 5.20	5.07%
#2	MRK	Q 2.60	3.37%
#3	NVS	A 3.38	3.73%
#4	AMGN	Q 7.04	2.92%
#5	BMY	Q 1.96	3.19%
#6	DGX	Q 2.24	1.73%
#7	ELAT	Q 2.50	5.41%
#8	JNJ	Q 4.04	2.48%
#9	GILD	Q 2.72	4.15%
#10	CAH	Q 1.94	3.62%

* (updated 7 hours, 21 minutes ago) Yield calculations vary and may not be reliable nor comparable. Not all publicly traded securities are ranked; data may be incorrect or out of date. Rankings are for informational purposes only and do not constitute advice. [Full disclaimer](#)

SPOTLIGHT ON: ABBV — 5.1% YIELD

AbbVie Inc



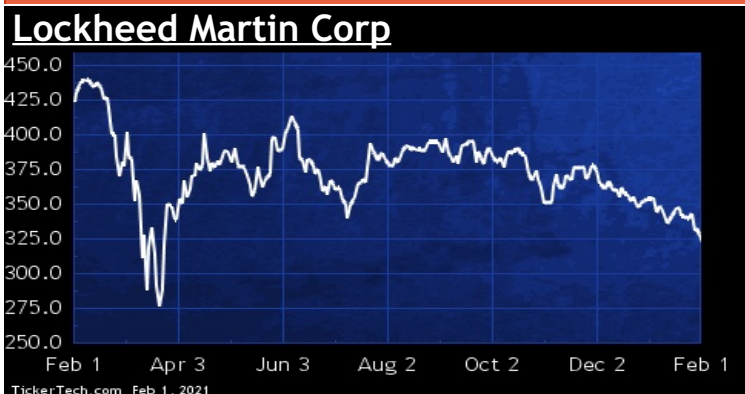
AbbVie is a research-based biopharmaceutical company. Co.'s products are focused on treating conditions such as chronic autoimmune diseases in rheumatology, gastroenterology and dermatology; oncology, including blood cancers; virology, including hepatitis C virus and human immunodeficiency virus; neurological disorders, such as Parkinson's disease; metabolic diseases, including thyroid disease and complications associated with cystic fibrosis; pain associated with endometriosis; as well as other serious health conditions. Co. also has medicines in clinical development across immunology, oncology and neuroscience, with additional targeted investment in cystic fibrosis and women's health.

INDUSTRIAL

DividendRank	Symbol	Dividend	Recent Yield*
#1	LMT	Q 10.40	3.23%
#2	TROX	Q 0.28	1.82%
#3	GD	Q 4.40	3.00%
#4	WSO	Q 7.10	2.98%
#5	HII	Q 4.56	2.90%
#6	GHM	Q 0.44	2.98%
#7	IFFT	Q 3.00	7.14%
#8	APD	Q 6.00	2.25%
#9	SNA	Q 4.92	2.73%
#10	CE	Q 2.72	2.23%

* (updated 7 hours, 21 minutes ago) Yield calculations vary and may not be reliable nor comparable. Not all publicly traded securities are ranked; data may be incorrect or out of date. Rankings are for informational purposes only and do not constitute advice. [Full disclaimer](#)

SPOTLIGHT ON: LMT — 3.2% YIELD



Lockheed Martin is a security and aerospace company. Co. has four segments: Aeronautics, which is engaged in the research, design, development, manufacture, integration, sustainment, support and upgrade of military aircraft; Missiles and Fire Control, which provides air and missile defense systems, logistics, fire control systems, and mission operations support; Rotary and Mission Systems, which provides design, manufacture, service and support for military and commercial helicopters, radar systems, and simulation and training services; Space, which researches, designs, develops, engineers and produces satellites, space transportation systems, and strategic, strike, and defensive systems.

MANUFACTURING

DividendRank	Symbol	Dividend	Recent Yield*
#1	BSET	Q 0.50	2.58%
#2	GILT	A 0.63	5.52%
#3	JRSH	Q 0.20	3.44%
#4	HOFT	Q 0.72	2.39%
#5	VFC	Q 1.96	2.55%
#6	CSCO	Q 1.44	3.23%
#7	LCII	Q 3.00	2.32%
#8	LEG	Q 1.60	3.90%
#9	GPC	Q 3.16	3.37%
#10	CRWS	Q 0.32	4.21%

* (updated 7 hours, 21 minutes ago) Yield calculations vary and may not be reliable nor comparable. Not all publicly traded securities are ranked; data may be incorrect or out of date. Rankings are for informational purposes only and do not constitute advice. [Full disclaimer](#)

SPOTLIGHT ON: BSET — 2.6% YIELD



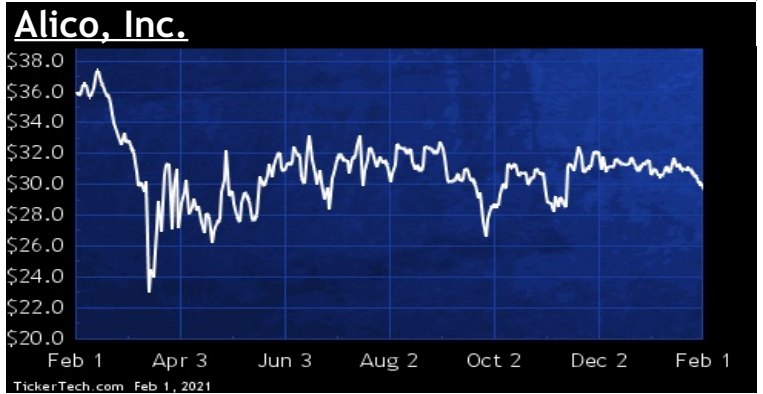
Bassett Furniture Industries is a retailer, manufacturer and marketer of home furnishings. Co.'s products are sold primarily through a network of Co.-owned and licensee-owned stores under the Bassett Home Furnishings (BHF) name. Co.'s wholesale home furnishings segment is involved principally in the design, manufacture, sourcing, sale and distribution of furniture products to a network of BHF stores (Co.-owned retail stores and licensee-owned stores) and independent furniture retailers. Co.'s retail segment consists of Co.-owned and operated BHF stores. Co.'s logistical services segment provides network line haul freight (middle mile); and warehousing, distribution and inventory management.

MATERIALS

DividendRank	Symbol	Dividend	Recent Yield*
#1	ALCO	Q 0.72	2.42%
#2	EVA	Q 3.12	6.26%
#3	DSWL	S 0.18	5.64%
#4	LND	A 0.13	2.72%
#5	DOW	Q 2.80	5.39%
#6	NTR	Q 1.80	3.66%
#7	IP	Q 2.05	4.07%
#8	ANDE	Q 0.70	3.04%
#9	PKG	Q 4.00	2.97%
#10	NP	Q 1.88	3.69%

* (updated 7 hours, 21 minutes ago) Yield calculations vary and may not be reliable nor comparable. Not all publicly traded securities are ranked; data may be incorrect or out of date. Rankings are for informational purposes only and do not constitute advice. [Full disclaimer](#)

SPOTLIGHT ON: ALCO — 2.4% YIELD



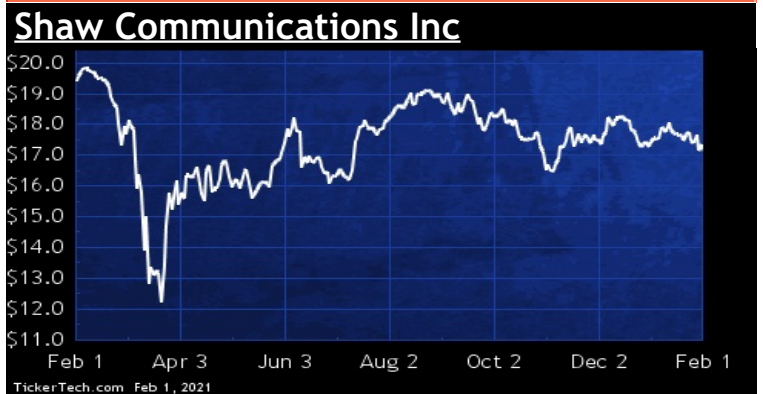
Alico is a holding company. Through its subsidiaries, Co. operates as an agribusiness and land management company. Co. has two business segments: Alico Citrus, which owns and manages citrus land in DeSoto, Polk, Collier, Hendry, Charlotte, Highlands, and Hardee Counties in the State of Florida and engages in the cultivation of citrus trees to produce citrus for delivery to the fresh and processed citrus markets; and Land Management and Other Operations, which owns and manages land in Collier, Glades, and Hendry Counties and is engaged in land leasing for recreational and grazing purposes, conservation, and mining activities.

MEDIA

DividendRank	Symbol	Dividend	Recent Yield*
#1	SJR	M 1.19	6.92%
#2	NXST	Q 2.80	2.46%
#3	EDUC	Q 0.40	2.95%
#4	IPG	Q 1.02	4.24%
#5	JW.A	Q 1.37	3.00%
#6	VALU	Q 0.84	2.73%
#7	AHC	Q 0.16	7.27%
#8	SCHL	Q 0.60	2.33%
#9	FOX	S 0.46	1.54%
#10	FOXA	S 0.46	1.48%

* (updated 7 hours, 21 minutes ago) Yield calculations vary and may not be reliable nor comparable. Not all publicly traded securities are ranked; data may be incorrect or out of date. Rankings are for informational purposes only and do not constitute advice. [Full disclaimer](#)

SPOTLIGHT ON: SJR — 6.9% YIELD



Shaw Communications is a connectivity company. Co. provides: cable telecommunications, satellite video services and data networking (Wireline); and wireless services for voice and data communications (Wireless). Co.'s Wireline - Consumer division connects consumers in their homes and on the go with broadband Internet, Shaw Go WiFi, video (including BlueCurve TV) and home phone services. Co.'s Wireline - Business division provides business customers with a suite of connectivity and managed services, including Internet, data, WiFi and phone. Co.'s Wireless division, through Freedom Mobile, provides wireless voice and data services through wireless network.

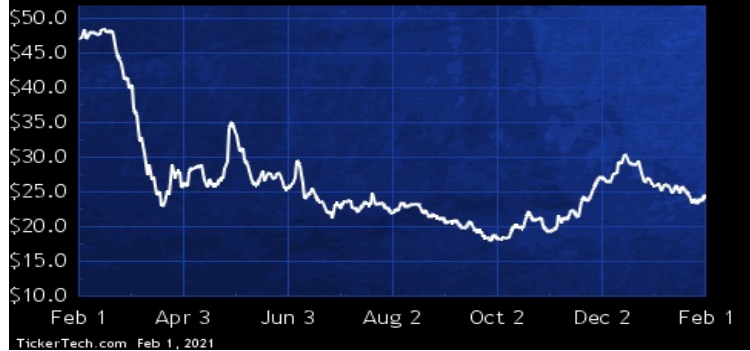
METALS & MINING

DividendRank	Symbol	Dividend	Recent Yield*
#1	NC	Q 0.77	3.21%
#2	CMCL	Q 0.44	2.93%
#3	DRD	S 0.41	3.97%
#4	NRP	Q 1.80	11.53%
#5	STLD	Q 1.00	2.92%
#6	SCHN	Q 0.75	2.54%
#7	KALU	Q 2.88	3.32%
#8	SLGN	Q 0.48	1.32%
#9	BTF	Q 0.16	3.23%
#10	AEM	Q 1.40	2.00%

* (updated 7 hours, 21 minutes ago) Yield calculations vary and may not be reliable nor comparable. Not all publicly traded securities are ranked; data may be incorrect or out of date. Rankings are for informational purposes only and do not constitute advice. [Full disclaimer](#)

SPOTLIGHT ON: NC — 3.2% YIELD

NACCO Industries Inc



NACCO Industries is a holding company. Through its subsidiaries Co. operates in the mining and natural resources industries. The Coal Mining segment operates surface coal mines under long-term contracts with power generation companies and activated carbon producers pursuant to a service-based business model. The North American Mining segment provides contract mining and other services for producers of aggregates, lithium and other minerals. This segment provides contract mining services for independently owned mines and quarries. NAMining operates primarily at limestone quarries in Florida. The minerals management segment promotes the development of Co.'s oil, gas and coal reserves.

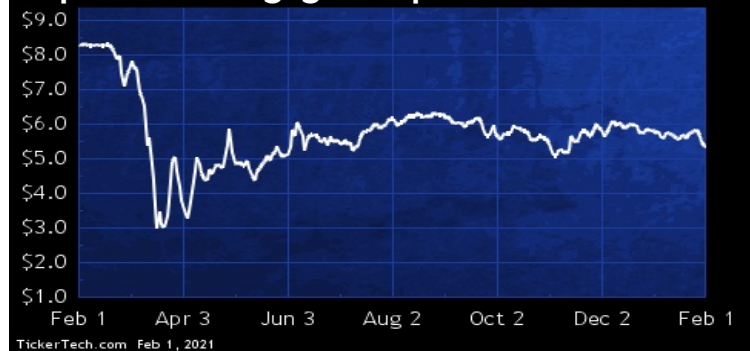
REAL ESTATE

DividendRank	Symbol	Dividend	Recent Yield*
#1	CMO	Q 0.60	11.24%
#2	ORCC	Q 1.24	9.61%
#3	ACRE	Q 1.32	11.66%
#4	LFT	Q 0.36	11.39%
#5	KREF	Q 1.72	10.05%
#6	CIM	Q 1.20	11.88%
#7	GEO	Q 1.00	11.19%
#8	OPI	Q 2.20	9.51%
#9	ABR	Q 1.28	8.98%
#10	NREF	Q 1.60	9.84%

* (updated 7 hours, 21 minutes ago) Yield calculations vary and may not be reliable nor comparable. Not all publicly traded securities are ranked; data may be incorrect or out of date. Rankings are for informational purposes only and do not constitute advice. [Full disclaimer](#)

SPOTLIGHT ON: CMO — 11.2% YIELD

Capstead Mortgage Corp.



Capstead Mortgage operates as a self-managed real estate investment trust. Co. manages a portfolio of residential mortgage pass-through securities consisting of relatively short-duration adjustable-rate mortgage securities issued and guaranteed by government-sponsored enterprises, either Federal National Mortgage Association or Federal Home Loan Mortgage Corporation, or by an agency of the federal government, Government National Mortgage Association.

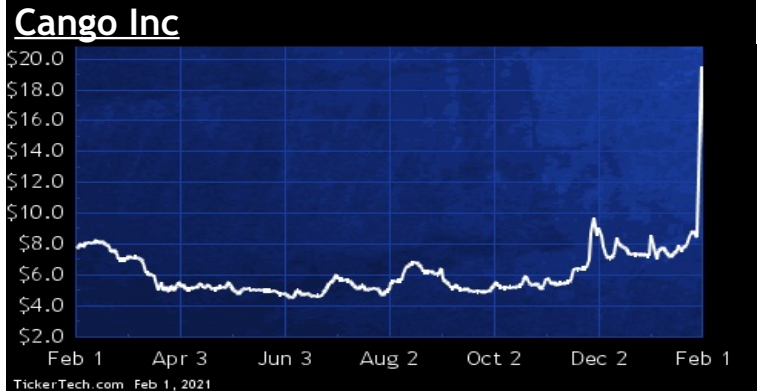
Preferreds: [CMO.PR.B](#), [CMO.PRE](#)

TECHNOLOGY

DividendRank	Symbol	Dividend	Recent Yield*
#1	CANG	A 0.25	1.76%
#2	IMOS	A 1.23	5.07%
#3	TAIT	Q 0.16	4.72%
#4	CWEN	Q 1.27	4.11%
#5	STX	Q 2.68	4.05%
#6	SIMO	Q 1.40	2.83%
#7	INTC	Q 1.39	2.50%
#8	IBM	Q 6.52	5.47%
#9	ADP	Q 3.72	2.25%
#10	BELFB	Q 0.28	1.92%

* (updated 7 hours, 21 minutes ago) Yield calculations vary and may not be reliable nor comparable. Not all publicly traded securities are ranked; data may be incorrect or out of date. Rankings are for informational purposes only and do not constitute advice. [Full disclaimer](#)

SPOTLIGHT ON: CANG – 1.8% YIELD



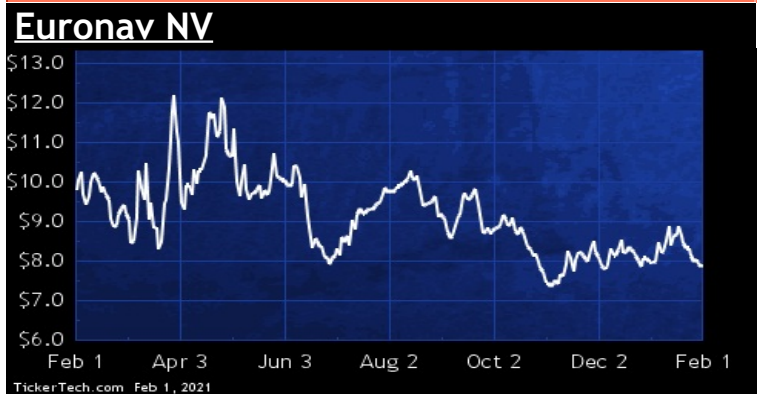
Cango is a holding company. Through its subsidiaries, Co. is an automotive transaction service platform in People's Republic of China. Co.'s services primarily consist of: Automotive Financing Facilitation, which primarily involves facilitating financing transactions from financial institutions to car buyers; Automotive Transaction Facilitation, which facilitates automotive transactions between automotive wholesalers, dealers and car buyers; and After-market Services Facilitation, which also facilitates after-market services to car buyers, including facilitating the sale of insurance policies from insurance brokers or companies as well as providing anti-theft assurance services.

TRANSPORTATION

DividendRank	Symbol	Dividend	Recent Yield*
#1	EURN	Q 0.36	4.56%
#2	FRO	Q 2.00	33.90%
#3	RTL	Q 0.80	8.37%
#4	NAT	Q 0.16	5.41%
#5	CMRE	Q 0.40	5.00%
#6	FTAI	Q 1.32	5.97%
#7	ATCO	Q 0.50	4.45%
#8	AL	Q 0.64	1.61%
#9	MATX	Q 0.92	1.54%
#10	CNI	Q 2.46	1.90%

* (updated 7 hours, 21 minutes ago) Yield calculations vary and may not be reliable nor comparable. Not all publicly traded securities are ranked; data may be incorrect or out of date. Rankings are for informational purposes only and do not constitute advice. [Full disclaimer](#)

SPOTLIGHT ON: EURN – 4.6% YIELD



Euronav is a provider of international maritime shipping and offshore services engaged primarily in the transportation and storage of crude oil. Co. has two operating segments: the operation of crude oil tankers in the international markets (the Tankers Segment) and the floating production, storage and offloading operations (the FSO/FpSO Segment).

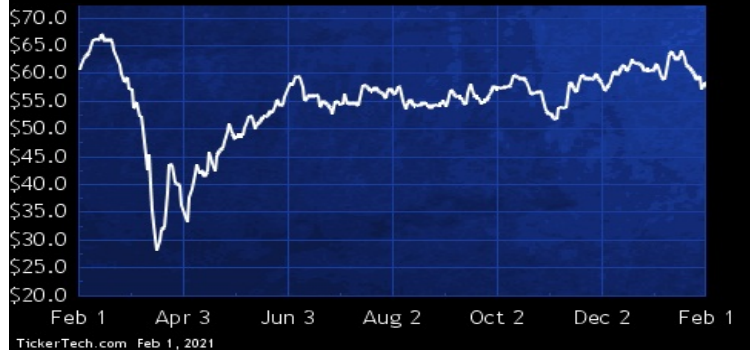
TRAVEL & ENTERTAINMENT

DividendRank	Symbol	Dividend	Recent Yield*
#1	QSR	Q 2.08	3.60%
#2	STAY	Q 1.40	9.54%
#3	TACO	Q 0.16	1.66%
#4	WWE	Q 0.48	0.85%
#5	CBRL	Q 5.20	3.84%
#6	YUMC	Q 0.48	0.85%
#7	WEN	Q 0.28	1.37%
#8	CHDN	A 0.62	0.33%
#9	DRI	Q 1.48	1.27%
#10	ARMK	Q 0.44	1.28%

* (updated 7 hours, 21 minutes ago) Yield calculations vary and may not be reliable nor comparable. Not all publicly traded securities are ranked; data may be incorrect or out of date. Rankings are for informational purposes only and do not constitute advice. [Full disclaimer](#)

SPOTLIGHT ON: QSR — 3.6% YIELD

Restaurant Brands International Inc



Restaurant Brands International is a holding company. Through its subsidiaries, Co. is engaged as a quick service restaurant (QSR) company with restaurants in various countries and U.S. territories. Co.'s Tim Hortons®, Burger King® and Popeyes® brands have similar franchise business models with complementary daypart mixes and product platforms. Tim Hortons restaurants are QSRs with a menu that includes coffee, tea, espresso-based hot and cold drinks, baked goods, Timbits® and bagels. Burger King restaurants are QSRs that feature flame-grilled hamburgers, chicken and other sandwiches, french fries, soft drinks and other food items. Popeyes is a quick service chicken concept restaurant.

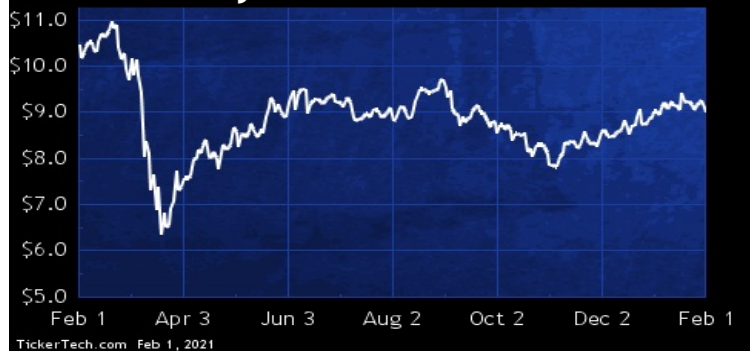
UTILITIES

DividendRank	Symbol	Dividend	Recent Yield*
#1	MBI	Q 0.93	10.37%
#2	DTP	Q 3.12	6.74%
#3	SOLN	Q 3.38	6.86%
#4	ETRN	Q 0.60	9.02%
#5	PNW	Q 3.32	4.41%
#6	OGE	Q 1.61	5.28%
#7	SPKE	Q 0.72	6.61%
#8	FTS	Q 2.02	5.00%
#9	I	Q 2.08	7.27%
#10	GNE	Q 0.34	4.61%

* (updated 7 hours, 21 minutes ago) Yield calculations vary and may not be reliable nor comparable. Not all publicly traded securities are ranked; data may be incorrect or out of date. Rankings are for informational purposes only and do not constitute advice. [Full disclaimer](#)

SPOTLIGHT ON: MBT — 10.4% YIELD

Mobile TeleSystems PJSC



Mobile TeleSystems is a telecommunications provider in Russia and the Commonwealth of Independent States, providing a range of mobile and fixed line voice and data telecommunications services, including data transfer, broadband, pay-TV and various other services, including Big Data, Internet of Things, cloud services, banking services, e-commerce, as well as selling equipment, accessories and software. Co. has the following reportable segments: Russia convergent, Moscow fixed line, and MTS Bank.

