

July, 2015 – *DividendRank* Report

<http://www.dividendchannel.com/>

History has shown that the bulk of the stock market's returns are delivered by dividends. Only consistently profitable companies can afford to keep paying dividends, so profitability is of critical importance. And investors shouldn't pay too expensive a price to buy a stock, even if the company itself is strong. So therefore, dividend investors should be most interested in researching the strongest most profitable companies, that also happen to be trading at an attractive valuation.

Each month, Dividend Channel screens through our coverage universe of dividend paying stocks, to look at a variety of data – dividend history & yield, book value, quarterly earnings – and compare it to the stock's trading data to come up with certain calculations about profitability and about the stock's valuation (whether we think it looks "cheap" or "expensive"). Our proprietary DividendRank formula ranks stocks within the following 18 sectors/categories, to identify the top most "interesting" ideas that merit further research.



Business Services & Equipment

Construction

Consumer Goods

Consumer Services

Energy

ETFs & CEFs

Financial

Healthcare

Industrial

Manufacturing

Materials

Media

Metals & Mining

Real Estate

Technology

Transportation

Travel & Entertainment

Utilities

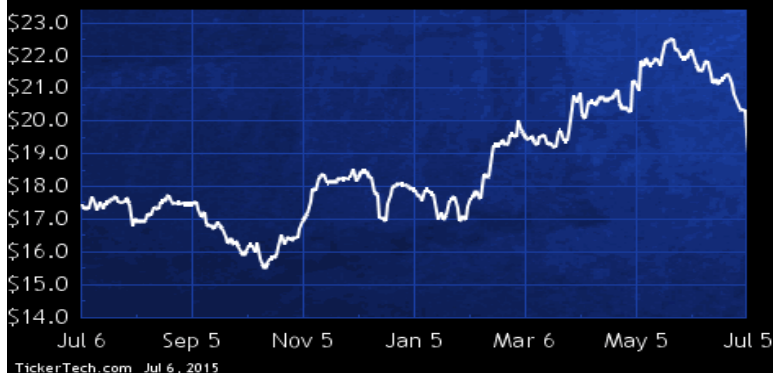
Business Services & Equipment

DividendRank	Symbol	Dividend	Recent Yield*
#1	<u>WU</u>	Q 0.62	3.27%
#2	<u>NSP</u>	Q 0.88	1.72%
#3	<u>MIC</u>	Q 4.28	5.22%
#4	<u>EEL</u>	S 0.48	4.58%
#5	<u>PAYX</u>	Q 1.52	3.20%
#6	<u>ACTG</u>	Q 0.50	6.07%
#7	<u>MGRC</u>	Q 1.00	3.38%
#8	<u>BBSI</u>	Q 0.88	2.36%
#9	<u>KFRC</u>	Q 0.44	1.96%
#10	<u>HCSG</u>	Q 0.71	2.16%

* (updated 14 hours, 22 minutes ago) Yield calculations vary and may not be reliable nor comparable. Not all publicly traded securities are ranked; data may be incorrect or out of date. Rankings are for informational purposes only and do not constitute advice. [Full disclaimer](#)

Spotlight On: WU — 3.3% Yield

Western Union Co.



Western Union is a holding company. Through its subsidiaries, Co. is engaged in money movement and payment services. Co. has three segments: consumer-to-consumer, which facilitates money transfers between two consumers, primarily through a network of third-party agents; consumer-to-business, which facilitates bill payments from consumers to businesses and other organizations, including utilities, auto finance companies, mortgage servicers, government agencies and other businesses; and business solutions, which facilitates payment and foreign exchange solutions, primarily cross-border, cross-currency transactions, for small and medium size enterprises and other organizations and individuals.

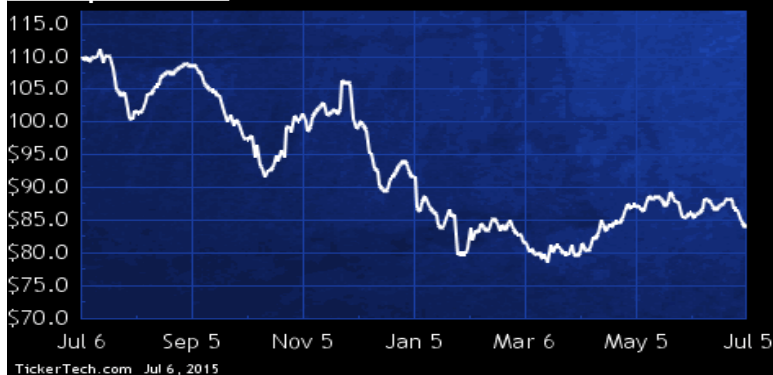
Construction

DividendRank	Symbol	Dividend	Recent Yield*
#1	<u>CAT</u>	Q 3.08	3.66%
#2	<u>AYR</u>	Q 0.88	3.92%
#3	<u>TRN</u>	Q 0.40	1.56%
#4	<u>BZT</u>	Q 1.88	6.63%
#5	<u>MDC</u>	Q 1.00	3.34%
#6	<u>GRAM</u>	A 0.25	3.51%
#7	<u>FLR</u>	Q 0.84	1.59%
#8	<u>ELRC</u>	Q 0.50	4.57%
#9	<u>ALSN</u>	Q 0.60	2.06%
#10	<u>HEES</u>	Q 1.00	5.39%

* (updated 14 hours, 22 minutes ago) Yield calculations vary and may not be reliable nor comparable. Not all publicly traded securities are ranked; data may be incorrect or out of date. Rankings are for informational purposes only and do not constitute advice. [Full disclaimer](#)

Spotlight On: CAT — 3.7% Yield

Caterpillar Inc.



Caterpillar is engaged in manufacturing construction and mining equipment, diesel and natural gas engines, industrial gas turbines and diesel-electric locomotives. Co.'s segments include: Construction Industries, which supports customers using machinery in infrastructure and building construction applications; Resource Industries, which supports customers using machinery in mine and quarry applications; Energy & Transportation, which supports customers using reciprocating engines, turbines, diesel-electric locomotives, integrated systems and solutions, and related parts; and Financial Products, which provides retail and wholesale financing for Co.'s products.

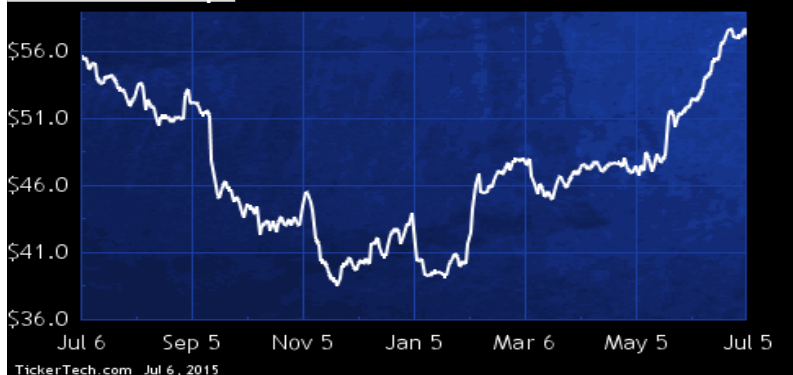
Consumer Goods

DividendRank	Symbol	Dividend	Recent Yield*
#1	<u>UVV</u>	Q 2.08	3.64%
#2	<u>CATO</u>	Q 1.20	3.07%
#3	<u>BKE</u>	Q 0.92	2.02%
#4	<u>LBMH</u>	Q 0.13	5.47%
#5	<u>BWL.A</u>	Q 0.68	4.61%
#6	<u>BGS</u>	Q 1.36	4.65%
#7	<u>PME</u>	Q 0.04	2.29%
#8	<u>MAT</u>	Q 1.52	5.84%
#9	<u>TGT</u>	Q 2.24	2.73%
#10	<u>GIS</u>	Q 1.76	3.09%

*(updated 14 hours, 22 minutes ago) Yield calculations vary and may not be reliable nor comparable. Not all publicly traded securities are ranked; data may be incorrect or out of date. Rankings are for informational purposes only and do not constitute advice. [Full disclaimer](#)

Spotlight On: UVV – 3.6% Yield

Universal Corp.



Universal is a holding company. Through its subsidiaries, Co.'s primary business is procuring, financing, processing, packing, storing, and shipping leaf tobacco. Co.'s North America, South America, Africa, Europe, and Asia segments are primarily involved in flue-cured and burley leaf tobacco operations for supply to cigarette manufacturers. Co.'s Dark Air-Cured group supplies dark air-cured tobacco to manufacturers of cigars, pipe tobacco, and smokeless tobacco products, and its Oriental business supplies oriental tobacco to cigarette manufacturers. Co.'s Special Services group provides laboratory services, including physical and chemical product testing and smoke testing for customers.

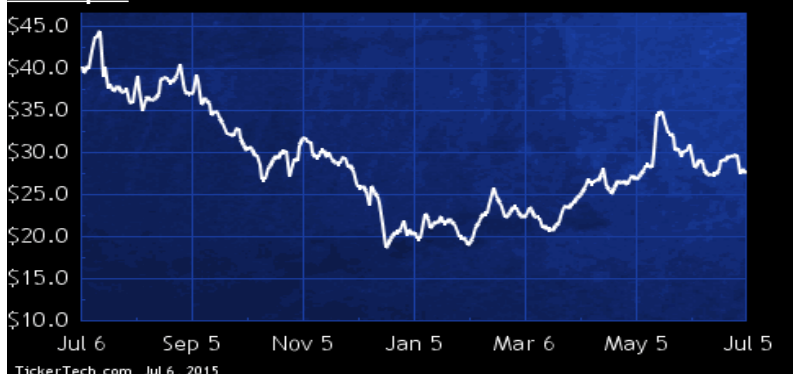
Consumer Services

DividendRank	Symbol	Dividend	Recent Yield*
#1	<u>QIWI</u>	Q 1.00	3.62%
#2	<u>STON</u>	Q 2.56	8.13%
#3	<u>NAUH</u>	Q 0.18	5.86%
#4	<u>CLCT</u>	Q 1.40	6.89%
#5	<u>CPLA</u>	Q 1.48	2.77%
#6	<u>SCI</u>	Q 0.40	1.38%
#7	<u>XUE</u>	A 0.16	4.38%
#8	<u>UTI</u>	Q 0.40	4.91%
#9	<u>HRB</u>	Q 0.80	2.71%
#10	<u>DV</u>	S 0.36	1.20%

*(updated 14 hours, 22 minutes ago) Yield calculations vary and may not be reliable nor comparable. Not all publicly traded securities are ranked; data may be incorrect or out of date. Rankings are for informational purposes only and do not constitute advice. [Full disclaimer](#)

Spotlight On: QIWI – 3.6% Yield

QIWI plc



QIWI is a provider of next generation payment services in Russia and the CIS. Co. has an integrated proprietary network that enables payment services across physical, online and mobile channels. Co. has deployed over 17.2 million virtual wallets, over 181,000 kiosks and terminals, and enabled merchants to accept cash and electronic payments monthly. Co.'s consumers can use cash, stored value and other electronic payment methods to order and pay for goods and services across physical or virtual environments interchangeably. Co.'s network of interactive QIWI kiosks also enables Co. to provide advertising services.

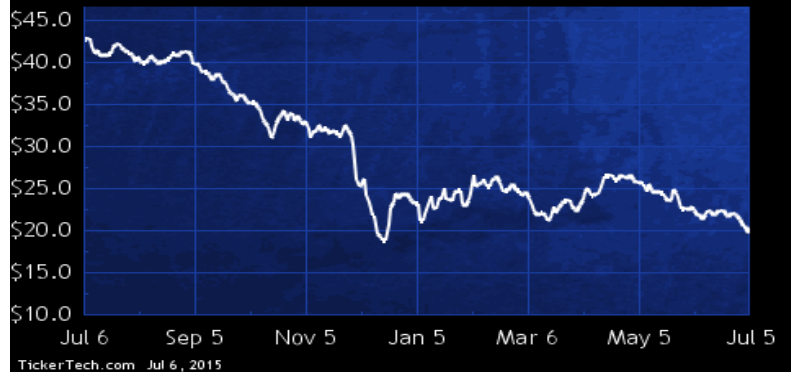
Energy

DividendRank	Symbol	Dividend	Recent Yield*
#1	CPG	M 2.76	13.55%
#2	NE	Q 1.50	9.96%
#3	DHT	Q 0.60	7.45%
#4	AZUR	Q 1.46	12.07%
#5	CMLP	Q 1.64	14.44%
#6	TGP	Q 2.80	8.99%
#7	CPLP	Q 0.94	12.05%
#8	NGLS	Q 3.28	8.71%
#9	USAC	Q 2.06	11.10%
#10	ARCX	Q 1.64	9.34%

*(updated 14 hours, 22 minutes ago) Yield calculations vary and may not be reliable nor comparable. Not all publicly traded securities are ranked; data may be incorrect or out of date. Rankings are for informational purposes only and do not constitute advice. [Full disclaimer](#)

Spotlight On: CPG – 13.6% Yield

Crescent Point Energy Corp



Crescent Point Energy is an oil and gas exploration, development and production company with assets focused in properties comprised of crude oil and natural gas reserves located in Canada and the United States. Co. is engaged in acquiring, developing and holding interests in petroleum and natural gas properties and assets related thereto through a general partnership and wholly owned subsidiaries.

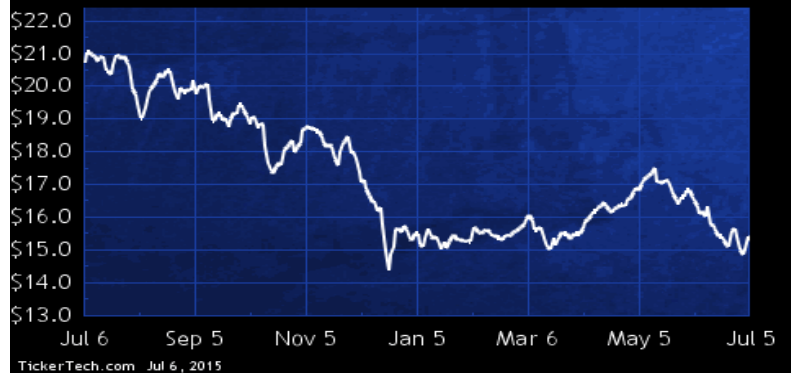
ETFs & CEFs

DividendRank	Symbol	Dividend	Recent Yield*
#1	EDF	M 2.16	14.12%
#2	PICK	S 2.28	17.30%
#3	IDE	Q 1.62	11.41%
#4	BWG	M 1.56	10.95%
#5	IHD	Q 1.15	11.96%
#6	REM	Q 1.22	11.44%
#7	GNT	M 0.84	11.13%
#8	VGI	M 1.87	11.79%
#9	NCV	M 1.08	12.91%
#10	DSE	Q 1.26	10.27%

*(updated 14 hours, 22 minutes ago) Yield calculations vary and may not be reliable nor comparable. Not all publicly traded securities are ranked; data may be incorrect or out of date. Rankings are for informational purposes only and do not constitute advice. [Full disclaimer](#)

Spotlight On: EDF – 14.1% Yield

Stone Harbor Emerging Markets Income Fund



Stone Harbor Emerging Markets Income is a non-diversified, closed-end management investment company. The Fund's primary investment objective is to maximize total return, which consists of income on its investments and capital appreciation. The Fund will invest at least 80% of its net assets (plus any borrowings made for investment purposes) in Emerging Markets Fixed Income Securities. Emerging Markets Fixed Income Securities include fixed-income securities and other instruments (including derivatives). As of Nov 30 2014, the Fund's assets totaled 435,660,099 and its investment portfolio totaled \$410,718,150.

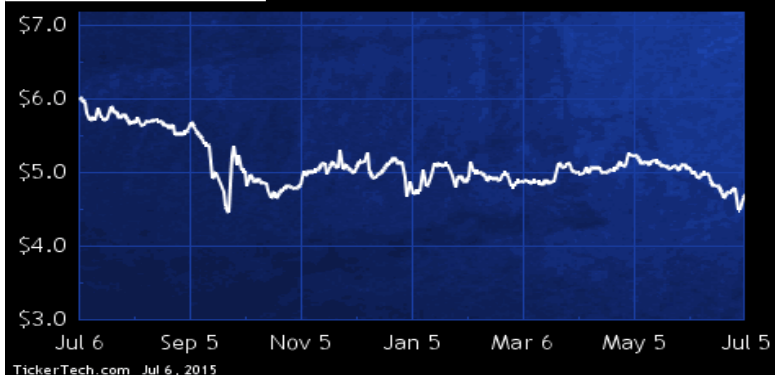
Financial

DividendRank	Symbol	Dividend	Recent	Yield*
#1	<u>BDCV</u>	Q 0.60		12.77%
#2	<u>CPTA</u>	M 1.88		11.63%
#3	<u>TAXI</u>	Q 1.00		11.51%
#4	<u>GHY</u>	M 1.50		9.89%
#5	<u>IVH</u>	M 1.50		9.97%
#6	<u>EDI</u>	M 1.81		12.83%
#7	<u>ACP</u>	M 1.44		9.85%
#8	<u>FSFR</u>	M 1.20		13.14%
#9	<u>GAIN</u>	M 0.75		9.40%
#10	<u>JPW</u>	M 1.51		9.08%

*(updated 14 hours, 22 minutes ago) Yield calculations vary and may not be reliable nor comparable. Not all publicly traded securities are ranked; data may be incorrect or out of date. Rankings are for informational purposes only and do not constitute advice. [Full disclaimer](#)

Spotlight On: BDCV – 12.8% Yield

BDCV Venture Inc



BDCV Venture is a closed-end management investment company. Co. makes pre-initial public offering (IPO) investments in companies that are capable of becoming public. Co. acquires equity securities, including preferred stock that is convertible into common stock, common stock, and warrants exercisable into common or preferred stock. To a lesser extent, Co. invests in convertible debt securities, such as convertible bridge notes, issued by a portfolio company seeking to raise capital to fund their operations until an IPO, sale or next equity financing event. Co. may also purchase equity securities in private secondary transactions in private companies that meet its investment criteria.

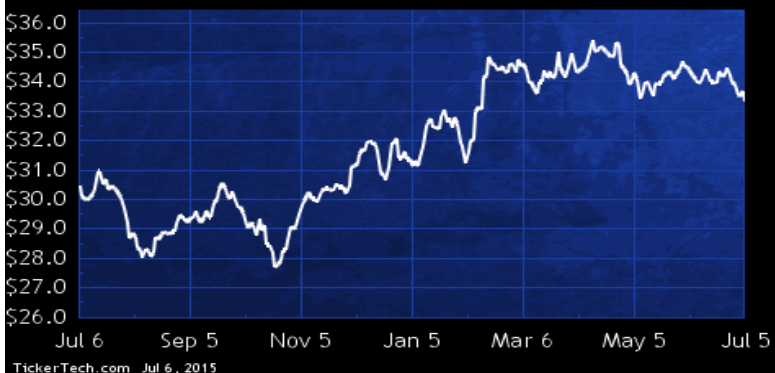
Healthcare

DividendRank	Symbol	Dividend	Recent	Yield*
#1	<u>PFE</u>	Q 1.12		3.36%
#2	<u>SPAN</u>	Q 0.60		3.30%
#3	<u>PDLI</u>	Q 0.60		9.79%
#4	<u>DRAD</u>	Q 0.20		4.57%
#5	<u>ABT</u>	Q 0.96		1.95%
#6	<u>VIVO</u>	Q 0.80		4.37%
#7	<u>MMM</u>	Q 4.10		2.64%
#8	<u>MRK</u>	Q 1.80		3.13%
#9	<u>PDCO</u>	Q 0.88		1.80%
#10	<u>CAH</u>	Q 1.55		1.84%

*(updated 14 hours, 22 minutes ago) Yield calculations vary and may not be reliable nor comparable. Not all publicly traded securities are ranked; data may be incorrect or out of date. Rankings are for informational purposes only and do not constitute advice. [Full disclaimer](#)

Spotlight On: PFE – 3.4% Yield

Pfizer Inc



Pfizer is a research-based biopharmaceutical company involved in the discovery, development and manufacture of healthcare products. Co.'s businesses include: Global Innovative Pharmaceutical business, which comprises medicines within several therapeutic areas including inflammation, cardiovascular/metabolic, neuroscience and pain, rare diseases and women's/men's health; Global Vaccines, Oncology and Consumer Healthcare business, which focuses on the development and commercialization of vaccines and products for oncology and consumer healthcare; and Global Established Pharmaceutical business, which includes brands that have lost market exclusivity and also generic pharmaceuticals.

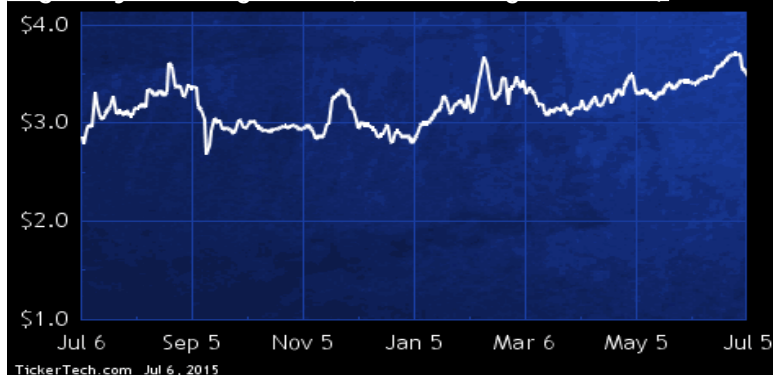
Industrial

DividendRank	Symbol	Dividend	Recent Yield*
#1	<u>HIHO</u>	Q 0.40	11.50%
#2	<u>MSM</u>	Q 1.60	2.34%
#3	<u>TROX</u>	Q 1.00	6.92%
#4	<u>LMT</u>	Q 6.00	3.21%
#5	<u>RTN</u>	Q 2.68	2.81%
#6	<u>BGG</u>	Q 0.50	2.61%
#7	<u>BA</u>	Q 3.64	2.60%
#8	<u>AIT</u>	Q 1.08	2.73%
#9	<u>ARII</u>	Q 1.60	3.31%
#10	<u>DE</u>	Q 2.40	2.50%

* (updated 14 hours, 22 minutes ago) Yield calculations vary and may not be reliable nor comparable. Not all publicly traded securities are ranked; data may be incorrect or out of date. Rankings are for informational purposes only and do not constitute advice. [Full disclaimer](#)

Spotlight On: HIHO – 11.5% Yield

Highway Holdings Ltd. (British Virgin Islands)



Highway Holdings is a holding company. Through its subsidiaries, Co. is engaged in the manufacturing and supplies of metal, plastic, electric and electronic components, subassemblies and finished products for its original equipment manufacturing clients, which products are used by Co.'s customers in the manufacturing of such products as photocopiers, laser printers, compact disc players, laser disc players, cassette players, computer equipment, electrical components, electrical connectors, cameras, clocks and automobile accessories. Co. also assists its customers in the design and development of the tooling used in the metal and plastic manufacturing process.

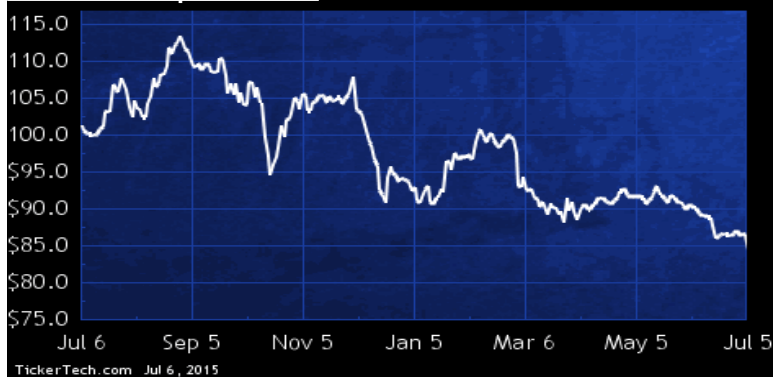
Manufacturing

DividendRank	Symbol	Dividend	Recent Yield*
#1	<u>IEP</u>	Q 6.00	7.11%
#2	<u>CODI</u>	Q 1.44	8.70%
#3	<u>GM</u>	Q 1.44	4.34%
#4	<u>CSCO</u>	Q 0.84	3.08%
#5	<u>SUP</u>	Q 0.72	3.98%
#6	<u>HOG</u>	Q 1.24	2.22%
#7	<u>CMI</u>	Q 3.12	2.38%
#8	<u>QCOM</u>	Q 1.92	3.05%
#9	<u>MLR</u>	Q 0.64	3.29%
#10	<u>JCI</u>	Q 1.04	2.11%

* (updated 14 hours, 22 minutes ago) Yield calculations vary and may not be reliable nor comparable. Not all publicly traded securities are ranked; data may be incorrect or out of date. Rankings are for informational purposes only and do not constitute advice. [Full disclaimer](#)

Spotlight On: IEP – 7.1% Yield

Icahn Enterprises L P



Icahn Enterprises is a holding company. Through its subsidiaries, Co. has several businesses: Investment, which provides investment advisory and administrative and back office services; Automotive, which consists of Federal-Mogul Corporation; Energy, which includes its ownership in CVR Energy, Inc.; Metals, which consists of PSC Metals Inc.; Railcar, which mainly consists of American Railcar Industries, Inc.; Gaming, which consists of Tropicana Entertainment, Inc.; Food Packaging, which consists of Viskase Companies, Inc.; Real Estate, which consists of rental real estate, property development and associated resort activities; and Home Fashion, which consists of WestPoint Home LLC.

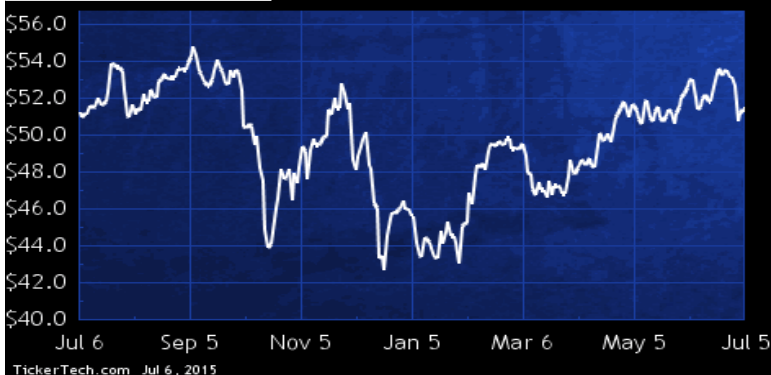
Materials

DividendRank	Symbol	Dividend	Recent Yield*
#1	<u>DOW</u>	Q 1.68	3.27%
#2	<u>UFS</u>	Q 1.60	3.86%
#3	<u>SMG</u>	Q 1.80	3.02%
#4	<u>POT</u>	Q 1.52	4.91%
#5	<u>POPE</u>	Q 2.60	3.72%
#6	<u>PKG</u>	Q 2.20	3.45%
#7	<u>SWM</u>	Q 1.52	3.83%
#8	<u>IP</u>	Q 1.60	3.34%
#9	<u>SON</u>	Q 1.40	3.23%
#10	<u>DSWL</u>	Q 0.14	7.78%

* (updated 14 hours, 22 minutes ago) Yield calculations vary and may not be reliable nor comparable. Not all publicly traded securities are ranked; data may be incorrect or out of date. Rankings are for informational purposes only and do not constitute advice. [Full disclaimer](#)

Spotlight On: DOW — 3.3% Yield

Dow Chemical Co.



Dow Chemical is a manufacturer and supplier of products used primarily as raw materials in the manufacture of customer products and services. Co. serves the following industries: appliance; automotive; agricultural; building and construction; chemical processing; electronics; furniture; housewares; oil and gas; packaging; paints, coatings and adhesives; personal care; pharmaceutical; processed foods; pulp and paper; textile and carpet; utilities; and water treatment. Co. conducts its operations through five segments: Agricultural Sciences, Consumer Solutions, Infrastructure Solutions, Performance Materials and Chemicals, and Performance Plastics.

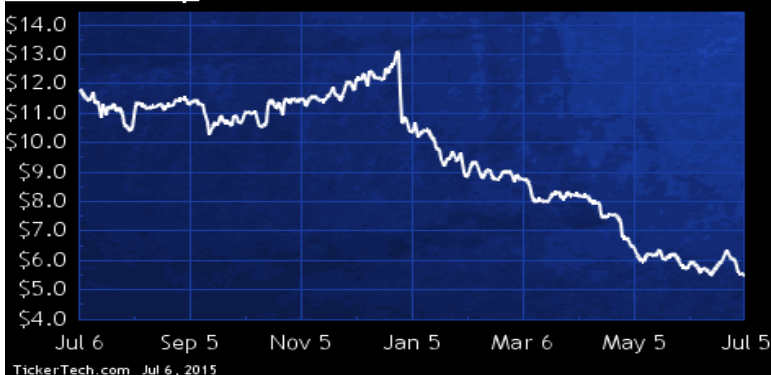
Media

DividendRank	Symbol	Dividend	Recent Yield*
#1	<u>AHC</u>	Q 0.32	5.82%
#2	<u>BBGI</u>	Q 0.18	3.90%
#3	<u>QUAD</u>	Q 1.20	6.72%
#4	<u>PSO</u>	S 1.05	5.54%
#5	<u>SALM</u>	Q 0.26	4.23%
#6	<u>NEWM</u>	Q 1.32	7.40%
#7	<u>OMC</u>	Q 2.00	2.89%
#8	<u>JW.A</u>	Q 1.20	2.18%
#9	<u>TWC</u>	Q 3.00	1.66%
#10	<u>RENX</u>	S 1.96	12.56%

* (updated 14 hours, 22 minutes ago) Yield calculations vary and may not be reliable nor comparable. Not all publicly traded securities are ranked; data may be incorrect or out of date. Rankings are for informational purposes only and do not constitute advice. [Full disclaimer](#)

Spotlight On: AHC — 5.8% Yield

AH Belo Corp



A. H. Belo is a newspaper publishing and local news and information company that owns and operates three metropolitan daily newspapers and related websites. Co. publishes The Dallas Morning News (www.dallasnews.com), a newspaper in Texas; The Providence Journal (www.providencejournal.com), a daily newspaper in the U.S.; and the Denton Record-Chronicle (www.dentonrc.com), a daily newspaper operating in Denton, TX. In addition, Co. provides digital marketing solutions through 508 Digital and Your Speakeasy, LLC, and also owns and operates commercial printing, distribution and direct mail service businesses.

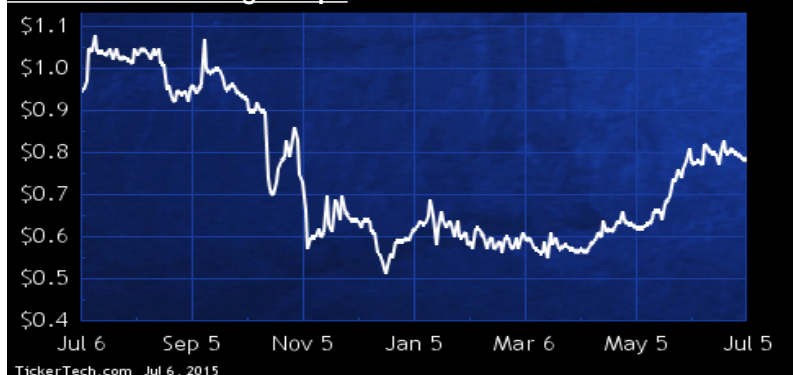
Metals & Mining

DividendRank	Symbol	Dividend	Recent Yield*
#1	<u>CALVF</u>	Q 0.06	7.64%
#2	<u>SXCP</u>	Q 2.29	13.52%
#3	<u>ARLP</u>	Q 2.65	10.67%
#4	<u>AHGP</u>	Q 3.75	9.86%
#5	<u>NRP</u>	Q 0.36	9.73%
#6	<u>CMC</u>	Q 0.48	2.99%
#7	<u>NSU</u>	Q 0.16	4.28%
#8	<u>SYNL</u>	A 0.30	2.25%
#9	<u>BHP</u>	S 2.48	6.01%
#10	<u>TX</u>	A 0.90	5.22%

*(updated 14 hours, 22 minutes ago) Yield calculations vary and may not be reliable nor comparable. Not all publicly traded securities are ranked; data may be incorrect or out of date. Rankings are for informational purposes only and do not constitute advice. [Full disclaimer](#)

Spotlight On: CALVF — 7.6% Yield

Caledonia Mining Corp.



Caledonia Mining is engaged in the acquisition, exploration and development of mineral properties for the exploitation of base and precious metals. The ability of Co. to recover the amounts shown for its capital assets and mineral properties is dependent upon the existence of economically recoverable reserves; the ability of Co. to obtain the necessary financing to complete exploration and development; and future profitable production or proceeds from the disposition of such capital assets and mineral properties.

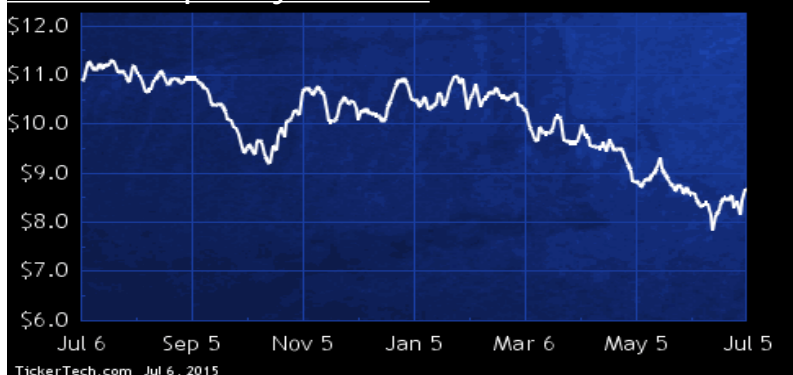
Real Estate

DividendRank	Symbol	Dividend	Recent Yield*
#1	<u>AHT</u>	Q 0.48	5.54%
#2	<u>EARN</u>	Q 2.20	15.34%
#3	<u>RESI</u>	Q 2.20	13.05%
#4	<u>AMTG</u>	Q 1.92	13.00%
#5	<u>PMT</u>	Q 2.44	13.58%
#6	<u>ANH</u>	Q 0.60	11.96%
#7	<u>ARI</u>	Q 1.76	10.63%
#8	<u>ORC</u>	M 2.16	19.29%
#9	<u>CHMI</u>	Q 1.96	12.03%
#10	<u>IRT</u>	M 0.72	9.49%

*(updated 14 hours, 22 minutes ago) Yield calculations vary and may not be reliable nor comparable. Not all publicly traded securities are ranked; data may be incorrect or out of date. Rankings are for informational purposes only and do not constitute advice. [Full disclaimer](#)

Spotlight On: AHT — 5.5% Yield

Ashford Hospitality Trust Inc



Ashford Hospitality Trust is a real estate investment trust. Co. is focused on investing in the hospitality industry across several segments and in several methods including direct real estate, equity and debt. As of Dec 31 2013, Co. had 85 directly owned hotel properties and two hotel properties that it owned through majority-owned investments in joint ventures. These hotels represent 17,030 total rooms, or 17,003 net rooms, excluding those attributable to joint venture partners. Co.'s hotels are primarily operated under the brands of Hilton, Hyatt, Marriott, Starwood and Intercontinental Hotels Group. As of Dec 31 2013, all of Co.'s hotels were located in the U.S.

Preferreds: [AHT.PRA](#), [AHT.PR.D](#), [AHT.PRE](#)

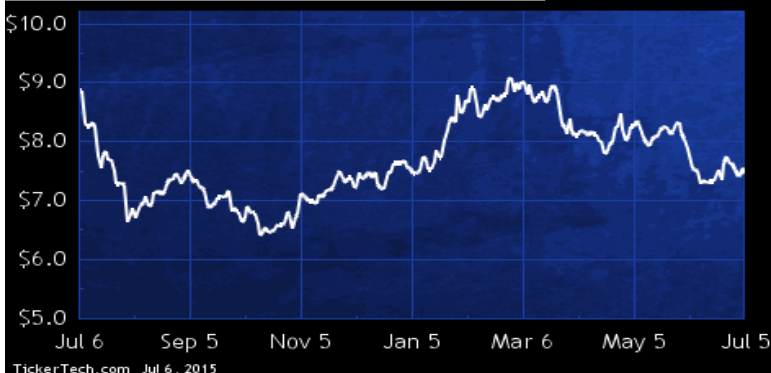
Technology

DividendRank	Symbol	Dividend	Recent Yield*
#1	<u>SPII</u>	A 0.49	6.56%
#2	<u>WILN</u>	Q 0.21	9.13%
#3	<u>FORTY</u>	A 0.34	1.26%
#4	<u>SVT</u>	S 0.30	4.67%
#5	<u>AVX</u>	Q 0.42	3.14%
#6	<u>TSM</u>	A 0.73	3.15%
#7	<u>AMSWA</u>	Q 0.40	4.18%
#8	<u>TST</u>	Q 0.10	5.32%
#9	<u>KLAC</u>	Q 2.00	3.50%
#10	<u>MNDO</u>	A 0.30	11.41%

*(updated 14 hours, 22 minutes ago) Yield calculations vary and may not be reliable nor comparable. Not all publicly traded securities are ranked; data may be incorrect or out of date. Rankings are for informational purposes only and do not constitute advice. [Full disclaimer](#)

Spotlight On: SPII – 6.6% Yield

Siliconware Precision Industries Ltd.



Siliconware Precision Industries is an independent provider of semiconductor packaging and testing services. Co. is mainly engaged in the assembly, testing and turnkey services of integrated circuits. Co. offers packaging and testing solutions, including advanced packages, substrate packages, lead-frame packages, and testing services for logic and mixed signal devices. Co. also offers its customers turnkey service, from packaging and testing to shipment service.

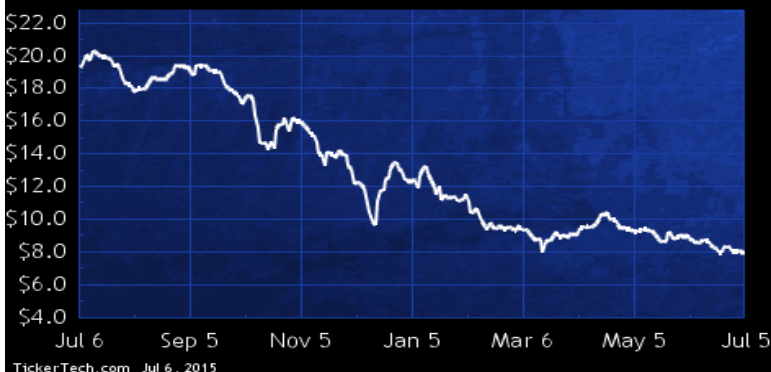
Transportation

DividendRank	Symbol	Dividend	Recent Yield*
#1	<u>NAO</u>	Q 0.68	8.46%
#2	<u>SSW</u>	Q 1.50	7.86%
#3	<u>KNOP</u>	Q 2.04	10.39%
#4	<u>TAL</u>	Q 2.88	9.16%
#5	<u>GLOP</u>	Q 1.74	7.65%
#6	<u>FLY</u>	Q 1.00	6.44%
#7	<u>NMM</u>	Q 1.77	16.36%
#8	<u>NAP</u>	Q 1.65	10.45%
#9	<u>TGH</u>	Q 1.88	7.05%
#10	<u>CMRE</u>	Q 1.16	6.30%

*(updated 14 hours, 22 minutes ago) Yield calculations vary and may not be reliable nor comparable. Not all publicly traded securities are ranked; data may be incorrect or out of date. Rankings are for informational purposes only and do not constitute advice. [Full disclaimer](#)

Spotlight On: NAO – 8.5% Yield

Nordic American Offshore Ltd



Nordic American Offshore is an international company engaged in acquiring and operating platform supply vessels (PSVs) with a focus of operations in the North Sea. PSVs are used for transporting supplies and equipment to and from offshore installations such as drilling rigs.

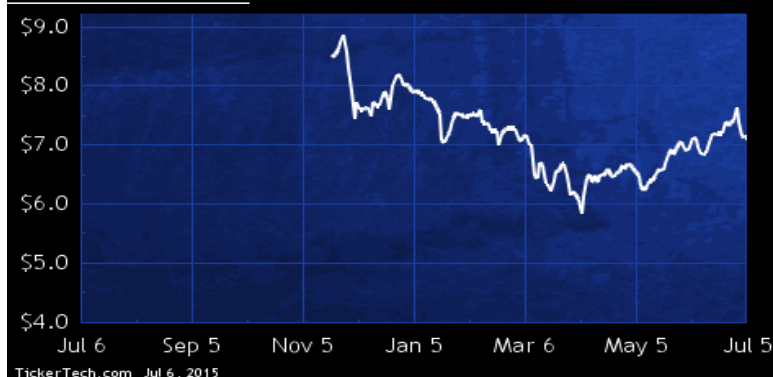
Travel & Entertainment

DividendRank	Symbol	Dividend	Recent	Yield*
#1	<u>SKIS</u>	Q 0.55		7.70%
#2	<u>CBRL</u>	Q 4.40		2.92%
#3	<u>LVS</u>	Q 2.60		4.84%
#4	<u>SEAS</u>	Q 0.84		4.60%
#5	<u>WYN</u>	Q 1.68		2.02%
#6	<u>MCD</u>	Q 3.40		3.54%
#7	<u>VIAB</u>	Q 1.60		2.50%
#8	<u>VIA</u>	Q 1.60		2.49%
#9	<u>FRS</u>	Q 0.80		2.37%
#10	<u>DIS</u>	S 1.32		1.15%

*(updated 14 hours, 22 minutes ago) Yield calculations vary and may not be reliable nor comparable. Not all publicly traded securities are ranked; data may be incorrect or out of date. Rankings are for informational purposes only and do not constitute advice. [Full disclaimer](#)

Spotlight On: SKIS – 7.7% Yield

Peak Resorts Inc



Peak Resorts is engaged in the operation of ski resorts primarily in the Midwestern, Northeastern and Southeastern part of the U.S. Co.'s ski resorts offer skiable terrain as well as terrain parks for snowboarding and other snow sports. The ski resorts owned and/or operated by Co. are as follows: "Alpine Valley," "Boston Mills," "Brandywine," and "Mad River Mountain" in OH; "Attitash," "Crotched Mountain" and "Wildcat" in NH; "Hidden Valley" and "Snow Creek" in MO; "Big Boulder" and "Jack Frost" in PA; "Mount Snow" in VT; and "Paoli Peaks" IN.

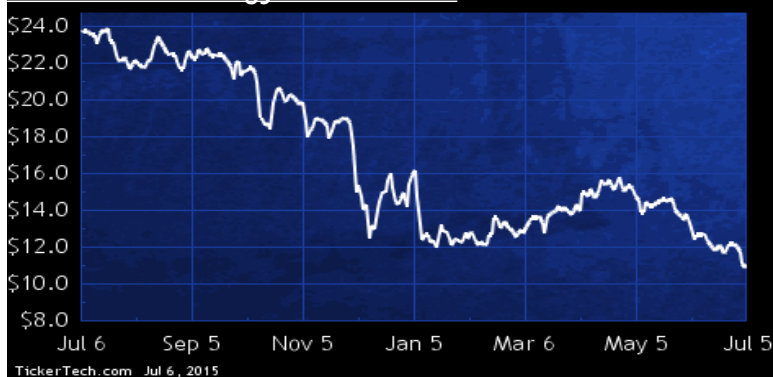
Utilities

DividendRank	Symbol	Dividend	Recent	Yield*
#1	<u>SXE</u>	Q 1.60		14.46%
#2	<u>SGU</u>	Q 0.38		4.27%
#3	<u>WEC</u>	Q 1.83		3.92%
#4	<u>SCG</u>	Q 2.18		4.20%
#5	<u>CIG</u>	A 0.15		3.91%
#6	<u>LG</u>	Q 1.84		3.53%
#7	<u>I</u>	Q 1.88		5.27%
#8	<u>ED</u>	Q 2.60		4.40%
#9	<u>SWX</u>	Q 1.62		3.00%
#10	<u>APU</u>	Q 3.68		7.96%

*(updated 14 hours, 22 minutes ago) Yield calculations vary and may not be reliable nor comparable. Not all publicly traded securities are ranked; data may be incorrect or out of date. Rankings are for informational purposes only and do not constitute advice. [Full disclaimer](#)

Spotlight On: SXE – 14.5% Yield

Southcross Energy Partners LP



Southcross Energy Partners is engaged in providing natural gas gathering, processing, treating, compression and transportation services and natural gas liquid (NGL) fractionation and transportation services. Co. also sources, purchases, transports and sells natural gas and NGLs. Co.'s operations provide complementary services extending from wellhead to market, including gathering natural gas at the wellhead, treating natural gas, processing natural gas to separate the NGLs from the natural gas, fractionating the resulting NGLs into the various components and selling or delivering pipeline quality natural gas and NGLs to various industrial and energy markets as well as pipeline systems.



Dividend Channel