

June, 2017 – DividendRank Report

<http://www.dividendchannel.com/>

History has shown that the bulk of the stock market's returns are delivered by dividends. Only consistently profitable companies can afford to keep paying dividends, so profitability is of critical importance. And investors shouldn't pay too expensive a price to buy a stock, even if the company itself is strong. So therefore, dividend investors should be most interested in researching the strongest most profitable companies, that also happen to be trading at an attractive valuation.

Each month, Dividend Channel screens through our coverage universe of dividend paying stocks, to look at a variety of data – dividend history & yield, book value, quarterly earnings – and compare it to the stock's trading data to come up with certain calculations about profitability and about the stock's valuation (whether we think it looks "cheap" or "expensive"). Our proprietary DividendRank formula ranks stocks within the following 18 sectors/categories, to identify the top most "interesting" ideas that merit further research.



Business Services & Equipment

Construction

Consumer Goods

Consumer Services

Energy

ETFs & CEFs

Financial

Healthcare

Industrial

Manufacturing

Materials

Media

Metals & Mining

Real Estate

Technology

Transportation

Travel & Entertainment

Utilities

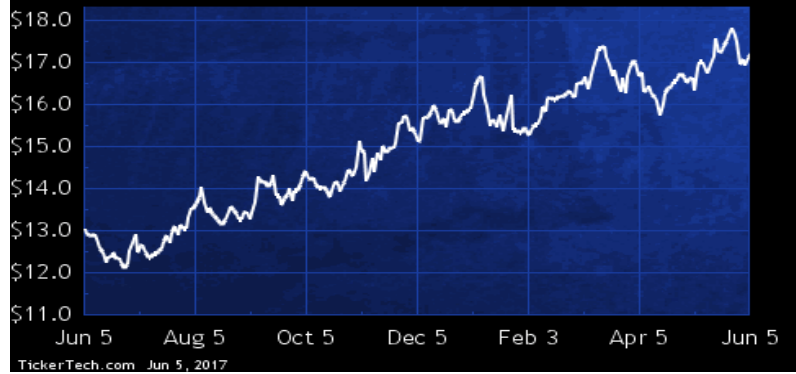
Business Services & Equipment

Spotlight On: NEWT – 9.3% Yield

DividendRank	Symbol	Dividend	Recent	Yield*
#1	NEWT	Q 1.60		9.30%
#2	PAYX	Q 1.84		3.11%
#3	NLSN	Q 1.36		3.49%
#4	WU	Q 0.70		3.64%
#5	BGSF	Q 1.00		5.88%
#6	KELYA	Q 0.30		1.28%
#7	STN	Q 0.50		2.14%
#8	RHI	Q 0.96		2.03%
#9	KFRC	Q 0.48		2.64%
#10	RECN	Q 0.44		3.34%

* (updated 11 hours, 28 minutes ago) Yield calculations vary and may not be reliable nor comparable. Not all publicly traded securities are ranked; data may be incorrect or out of date. Rankings are for informational purposes only and do not constitute advice. [Full disclaimer](#)

Newtek Business Services Corp



Newtek Business Services is a non-diversified closed-end management investment company. Co. is engaged as a national lender and own and control certain portfolio companies (controlled portfolio companies) that provide a range of business and financial products to small medium business (SMBs). Co. and its controlled portfolio companies provide lending, payment processing, managed technology, personal and commercial insurance and payroll solutions to SMB accounts, across all industries. Co. has developed a financial and technology based business model that is supported by NewTracker®, Co.'s patented prospect management technology software for receiving, processing and monitoring customers.

[BDC](#) NEWT is a BDC – view [NEWT BDC Investor Profile](#).

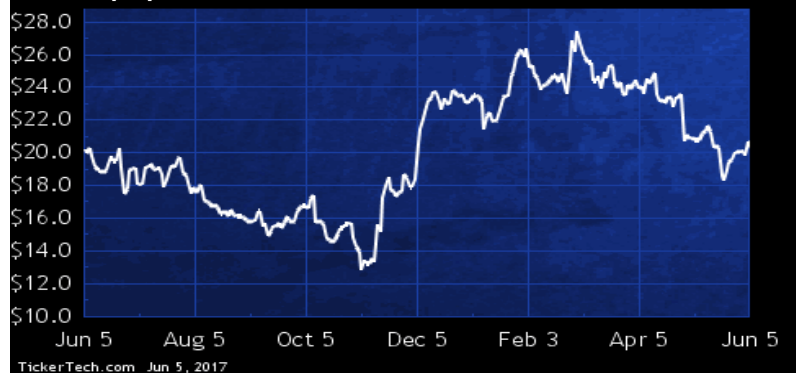
Construction

Spotlight On: HEES – 5.4% Yield

DividendRank	Symbol	Dividend	Recent	Yield*
#1	HEES	Q 1.10		5.41%
#2	GBX	Q 0.88		1.89%
#3	DHI	Q 0.40		1.19%
#4	ALSN	Q 0.60		1.55%
#5	KBR	Q 0.32		2.23%
#6	RAIL	Q 0.36		2.15%
#7	PHM	Q 0.36		1.52%
#8	CAT	Q 3.08		2.91%
#9	CAA	Q 0.16		0.44%
#10	FLR	Q 0.84		1.85%

* (updated 11 hours, 28 minutes ago) Yield calculations vary and may not be reliable nor comparable. Not all publicly traded securities are ranked; data may be incorrect or out of date. Rankings are for informational purposes only and do not constitute advice. [Full disclaimer](#)

H&E Equipment Services Inc



H&E Equipment Services is an equipment services company focused on heavy construction and industrial equipment. Co. rents, sells and provides parts and services support for four main categories of equipment: hi-lift or aerial work platform equipment; cranes; earthmoving equipment; and industrial lift trucks. Co. engages in five principal business activities in these equipment categories: equipment rentals; new equipment sales; used equipment sales; parts sales; and repair and maintenance services. In addition to its principal business activities, Co. provides ancillary equipment support activities including transportation, hauling, parts shipping and loss damage waivers.

Consumer Goods

DividendRank	Symbol	Dividend	Recent Yield*
#1	<u>GME</u>	Q 1.52	6.71%
#2	<u>BKS</u>	Q 0.60	8.58%
#3	<u>ANF</u>	Q 0.80	5.97%
#4	<u>CATO</u>	Q 1.32	6.81%
#5	<u>KSS</u>	Q 2.20	5.65%
#6	<u>BGFV</u>	Q 0.60	4.35%
#7	<u>BGS</u>	Q 1.86	4.64%
#8	<u>M</u>	Q 1.51	6.35%
#9	<u>TGT</u>	Q 2.40	4.33%
#10	<u>PAG</u>	Q 1.24	2.95%

*(updated 11 hours, 28 minutes ago) Yield calculations vary and may not be reliable nor comparable. Not all publicly traded securities are ranked; data may be incorrect or out of date. Rankings are for informational purposes only and do not constitute advice. [Full disclaimer](#)

Spotlight On: GME – 6.7% Yield

GameStop Corp



GameStop is a family of specialty retail brands. Through its video game brand stores and e-commerce sites, Co. is the omnichannel retailer of video game products. Co. also provide mobile and consumer technology products through its AT&T® authorized retailer stores, Cricket Wireless™ reseller pre-paid wireless stores and Simply Mac stores. In addition, Co. is a retailer of collectible pop-culture themed products. Co. has five reportable segments, which are comprised of four geographic Video Game Brands segments: U.S., Canada, Australia and Europe, and a Technology Brands segment. Co.'s Technology Brands segment includes its Spring Mobile and Simply Mac businesses.

Consumer Services

DividendRank	Symbol	Dividend	Recent Yield*
#1	<u>NAUH</u>	Q 0.18	7.32%
#2	<u>SCI</u>	Q 0.60	1.85%
#3	<u>TAX</u>	Q 0.64	4.56%
#4	<u>STON</u>	Q 1.32	14.66%
#5	<u>CLCT</u>	Q 1.40	5.54%
#6	<u>CVG</u>	Q 0.40	1.62%
#7	<u>CPLA</u>	Q 1.64	1.86%
#8	<u>MNRO</u>	Q 0.72	1.46%
#9	<u>TEDU</u>	A 0.16	0.92%
#10	<u>NTRI</u>	Q 0.70	1.31%

*(updated 11 hours, 28 minutes ago) Yield calculations vary and may not be reliable nor comparable. Not all publicly traded securities are ranked; data may be incorrect or out of date. Rankings are for informational purposes only and do not constitute advice. [Full disclaimer](#)

Spotlight On: NAUH – 7.3% Yield

National American University Holdings Inc.



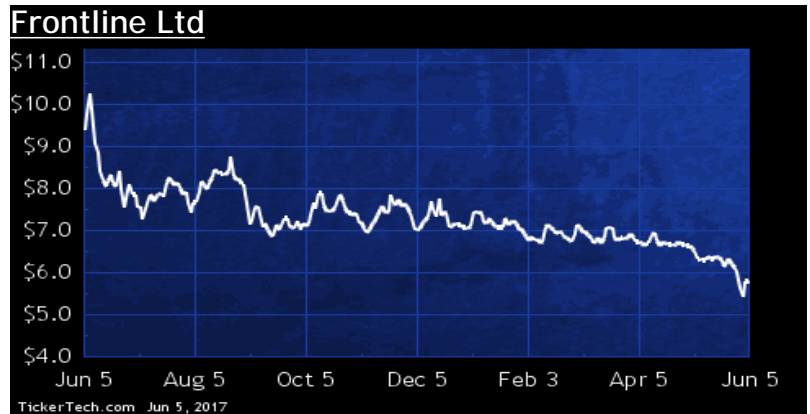
National American University Holdings is a provider of postsecondary education primarily focused on the needs of working adults and other students. Co. owns and operates National American University. Using both campus-based and online instruction, Co. provides associate, bachelor's, master's and doctoral degree and diploma programs in business-related disciplines, such as accounting, management, business administration, information technology and healthcare-related disciplines. Co. also operates a real estate business, Fairway Hills Developments, which rents apartment units and develops and sells condominium units in the Fairway Hills Planned Residential Development area of Rapid City, SD.

Energy

DividendRank	Symbol	Dividend	Recent Yield*
#1	<u>FRO</u>	Q 0.60	10.42%
#2	<u>NNA</u>	Q 0.20	12.43%
#3	<u>ARCX</u>	Q 1.76	12.58%
#4	<u>SFL</u>	Q 1.80	13.10%
#5	<u>ENBL</u>	Q 1.27	8.40%
#6	<u>KNOP</u>	Q 2.08	9.70%
#7	<u>DCP</u>	Q 3.12	9.21%
#8	<u>SEP</u>	Q 2.81	6.59%
#9	<u>WPZ</u>	Q 2.40	6.19%
#10	<u>CCLP</u>	Q 0.75	14.80%

*(updated 11 hours, 28 minutes ago) Yield calculations vary and may not be reliable nor comparable. Not all publicly traded securities are ranked; data may be incorrect or out of date. Rankings are for informational purposes only and do not constitute advice. [Full disclaimer](#)

Spotlight On: FRO – 10.4% Yield



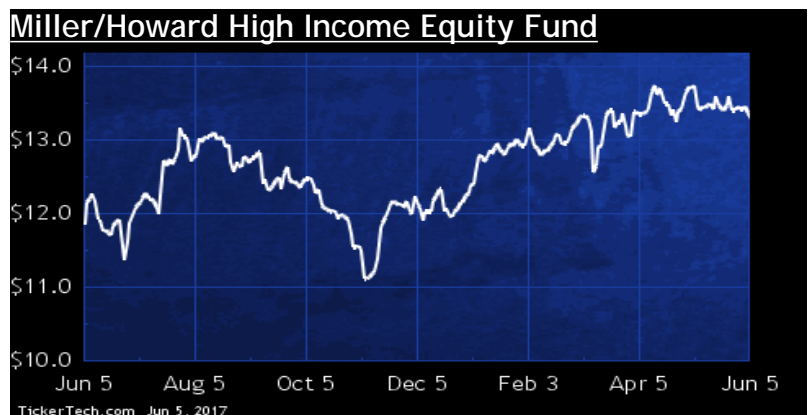
Frontline is engaged primarily in the ownership and operation of oil and product tankers. Co. operates oil tankers of two sizes: VLCCs, which are between 200,000 and 320,000 dwt, and Suezmax tankers, which are vessels between 120,000 and 170,000 dwt, and operates clean product tankers of two sizes: MR tankers, which are approx. 50,000 dwt, and LR2 tankers, which range in size from 111,000 to 115,000 dwt. Co. operates through subsidiaries and partnerships located in Bermuda, India, the Philippines, Liberia, Norway, the United Kingdom and Singapore. Co. is also involved in the charter, purchase and sale of vessels.

ETFs & CEFs

DividendRank	Symbol	Dividend	Recent Yield*
#1	<u>HIE</u>	M 1.39	10.47%
#2	<u>NDP</u>	Q 1.75	12.13%
#3	<u>CCD</u>	M 2.00	10.05%
#4	<u>DSE</u>	Q 0.88	12.31%
#5	<u>SZC</u>	M 1.64	9.32%
#6	<u>AWP</u>	M 0.60	9.62%
#7	<u>VGI</u>	M 1.87	10.77%
#8	<u>EXD</u>	Q 1.16	10.01%
#9	<u>BWG</u>	M 1.08	8.11%
#10	<u>ETJ</u>	M 0.91	9.80%

*(updated 11 hours, 28 minutes ago) Yield calculations vary and may not be reliable nor comparable. Not all publicly traded securities are ranked; data may be incorrect or out of date. Rankings are for informational purposes only and do not constitute advice. [Full disclaimer](#)

Spotlight On: HIE – 10.5% Yield



Miller/Howard High Income Equity is a closed-end, non-diversified management investment company. The Fund's investment objective is to seek a high level of income, as well as capital appreciation. The Fund will attempt to achieve its investment objectives by investing at least 80% of its total assets in dividend or distribution paying equity securities of U.S. companies and non-U.S. companies traded on U.S. exchanges. As of Oct 31 2015, the Fund's total assets were \$234,026,064 and its total investments of \$232,496,871.

Financial

DividendRank	Symbol	Dividend	Recent	Yield*
#1	<u>OXBR</u>	Q 0.48		8.35%
#2	<u>AI</u>	Q 2.50		17.32%
#3	<u>ACP</u>	M 1.44		10.03%
#4	<u>SAR</u>	Q 1.88		8.40%
#5	<u>ABDC</u>	Q 1.36		10.31%
#6	<u>RIV</u>	M 1.68		8.42%
#7	<u>FPL</u>	M 1.26		9.80%
#8	<u>PGZ</u>	M 1.74		9.56%
#9	<u>HCAP</u>	M 1.35		10.34%
#10	<u>TPVG</u>	Q 1.44		10.92%

*(updated 11 hours, 28 minutes ago) Yield calculations vary and may not be reliable nor comparable. Not all publicly traded securities are ranked; data may be incorrect or out of date. Rankings are for informational purposes only and do not constitute advice. [Full disclaimer](#)

Spotlight On: OXBR – 8.3% Yield

Oxbridge Re Holdings Ltd.



Oxbridge Re Holdings is a holding company. Through its reinsurance subsidiary, Oxbridge Reinsurance Limited, Co. is engaged as a property and casualty reinsurer that provides reinsurance solutions. Co. focuses on underwriting fully collateralized reinsurance contracts primarily for property and casualty insurance companies in the Gulf Coast region of the U. S., mainly in Florida.

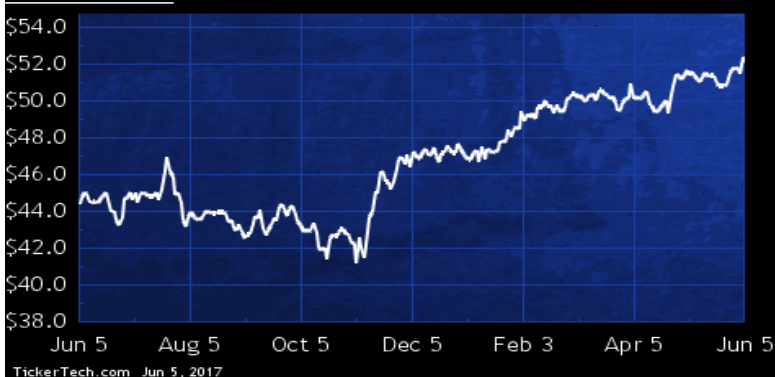
Healthcare

DividendRank	Symbol	Dividend	Recent	Yield*
#1	<u>ANTX</u>	Q 2.62		5.04%
#2	<u>GILD</u>	Q 2.08		3.19%
#3	<u>PFE</u>	Q 1.28		3.94%
#4	<u>AMGN</u>	Q 4.60		2.90%
#5	<u>CAH</u>	Q 1.85		2.45%
#6	<u>NVO</u>	A 0.66		1.50%
#7	<u>NHC</u>	Q 1.92		2.71%
#8	<u>ABBV</u>	Q 2.56		3.81%
#9	<u>MMM</u>	Q 4.70		2.28%
#10	<u>HLS</u>	Q 0.96		2.08%

*(updated 11 hours, 28 minutes ago) Yield calculations vary and may not be reliable nor comparable. Not all publicly traded securities are ranked; data may be incorrect or out of date. Rankings are for informational purposes only and do not constitute advice. [Full disclaimer](#)

Spotlight On: ANTX – 5.0% Yield

Anthem Inc



Anthem is an insurance holding company, providing managed care plans. Co.'s managed care plans include: preferred provider organizations; health maintenance organizations; point-of-service plans; indemnity plans and other hybrid plans; and hospital only and limited benefit products. In addition, Co.'s managed care services include claims processing, underwriting, stop loss insurance, actuarial services, medical cost management, disease management, wellness programs and other administrative services. Co. also provides other insurance products and services such as dental, vision, life and disability insurance benefits, radiology benefit management and analytics-driven personal health care.

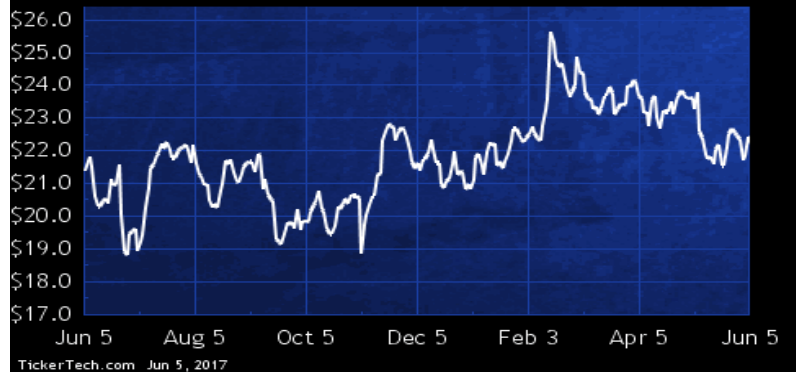
Industrial

DividendRank	Symbol	Dividend	Recent	Yield*
#1	<u>AYR</u>	Q 1.04		4.68%
#2	<u>APD</u>	Q 3.80		2.59%
#3	<u>HIHO</u>	Q 0.28		8.36%
#4	<u>MLI</u>	Q 0.40		1.35%
#5	<u>BGG</u>	Q 0.56		2.30%
#6	<u>WLKP</u>	Q 1.42		5.98%
#7	<u>ITW</u>	Q 2.60		1.82%
#8	<u>WSO</u>	Q 4.20		2.89%
#9	<u>LXFR</u>	Q 0.50		3.87%
#10	<u>IFF</u>	Q 2.56		1.84%

* (updated 11 hours, 28 minutes ago) Yield calculations vary and may not be reliable nor comparable. Not all publicly traded securities are ranked; data may be incorrect or out of date. Rankings are for informational purposes only and do not constitute advice. [Full disclaimer](#)

Spotlight On: AYR — 4.7% Yield

Aircastle Ltd.



Aircastle is a holding company. Through its subsidiaries, Co. acquires, leases, and sells commercial jet aircrafts. At Dec 31 2015, Co.'s aircraft portfolio consisted of 162 aircraft that were leased to 53 lessees in 34 countries. The lessee is responsible for maintaining the aircraft and paying operation, maintenance and insurance costs. Co. also makes investments in other aviation assets, including debt investments secured by commercial jet aircraft. Co. manages its fleet via offices in the U.S., Ireland and Singapore. Co.'s aircraft types include: A319/A320/A321, A330-200/300, 737-700/800/900ER, 757-200, 777-200ER/300ER, E195 and others.

Manufacturing

DividendRank	Symbol	Dividend	Recent	Yield*
#1	<u>GM</u>	Q 1.52		4.42%
#2	<u>CRWS</u>	Q 0.32		4.22%
#3	<u>RWC</u>	Q 0.36		8.01%
#4	<u>UFAB</u>	Q 0.60		5.98%
#5	<u>MGA</u>	Q 1.10		2.38%
#6	<u>CSCO</u>	Q 1.16		3.63%
#7	<u>STRT</u>	Q 0.56		1.50%
#8	<u>VFC</u>	Q 1.68		3.10%
#9	<u>HOG</u>	Q 1.46		2.75%
#10	<u>LEG</u>	Q 1.44		2.75%

* (updated 11 hours, 28 minutes ago) Yield calculations vary and may not be reliable nor comparable. Not all publicly traded securities are ranked; data may be incorrect or out of date. Rankings are for informational purposes only and do not constitute advice. [Full disclaimer](#)

Spotlight On: GM — 4.4% Yield

General Motors Co.



General Motors designs, builds and sells cars, trucks, crossovers and automobile parts. Co. also provides automotive financing services through its subsidiary, General Motors Financial Company, Inc. Co.'s automotive operations serves customers through its automotive segments: GM North America, GM Europe, GM International Operations and GM South America. In addition to the products sold to its dealers for consumer retail sales, Co. also sells vehicles directly or through its dealer network to fleet customers, including daily rental car companies, commercial fleet customers, leasing companies and governments. Co. also provides aftersale vehicle services and products via its dealer network.

Preferred: GM.PRB

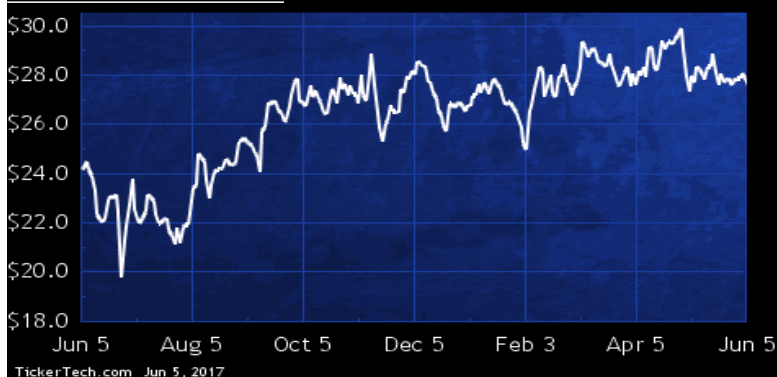
Materials

DividendRank	Symbol	Dividend	Recent Yield*
#1	<u>EVA</u>	Q 2.22	8.06%
#2	<u>SWM</u>	Q 1.68	4.43%
#3	<u>MERC</u>	Q 0.46	3.87%
#4	<u>EMN</u>	Q 2.04	2.52%
#5	<u>LBY</u>	Q 0.47	5.53%
#6	<u>DOW</u>	Q 1.84	2.92%
#7	<u>DSWL</u>	Q 0.28	14.59%
#8	<u>PKG</u>	Q 2.52	2.42%
#9	<u>IP</u>	Q 1.85	3.41%
#10	<u>SMG</u>	Q 2.00	2.29%

*(updated 11 hours, 28 minutes ago) Yield calculations vary and may not be reliable nor comparable. Not all publicly traded securities are ranked; data may be incorrect or out of date. Rankings are for informational purposes only and do not constitute advice. [Full disclaimer](#)

Spotlight On: EVA — 8.1% Yield

Enviva Partners LP



Enviva Partners is a supplier of utility-grade wood pellets to major power generators. Co. procures wood fiber and processes it into utility-grade wood pellets. Utility-grade wood pellets are used as a substitute for coal in both dedicated and co-fired power generation and combined heat and power plants. Co. loads the finished wood pellets into railcars, trucks and barges that are transported to deep-water marine terminals, where they are received, stored and ultimately loaded onto oceangoing vessels for transport to its customers. As of Dec 31 2016, Co. owns and operates six industrial-scale wood pellet production plants located in the Mid-Atlantic and the Gulf Coast regions of the U.S.

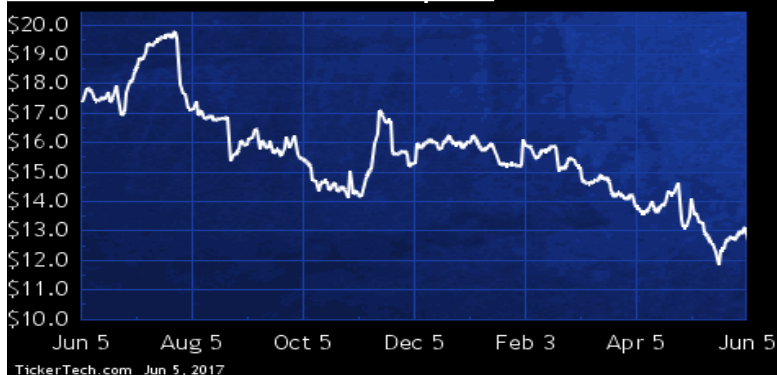
Media

DividendRank	Symbol	Dividend	Recent Yield*
#1	<u>NEWM</u>	Q 1.40	11.05%
#2	<u>GCI</u>	Q 0.64	8.36%
#3	<u>CSS</u>	Q 0.80	3.02%
#4	<u>AHC</u>	Q 0.32	5.88%
#5	<u>MDP</u>	Q 2.08	3.79%
#6	<u>TRI</u>	Q 1.38	3.13%
#7	<u>WPPGY</u>	S 4.55	4.01%
#8	<u>OMC</u>	Q 2.20	2.59%
#9	<u>PSQ</u>	S 0.85	9.30%
#10	<u>SALM</u>	Q 0.26	3.67%

*(updated 11 hours, 28 minutes ago) Yield calculations vary and may not be reliable nor comparable. Not all publicly traded securities are ranked; data may be incorrect or out of date. Rankings are for informational purposes only and do not constitute advice. [Full disclaimer](#)

Spotlight On: NEWM — 11.1% Yield

New Media Investment Group Inc



New Media Investment Group is a holding company. Co. owns, operates and invests in local media assets. Co. is focused on two business categories: consumers and small to medium size businesses (SMBs). Co. is externally managed and advised by an affiliate of Fortress Investment Group LLC. Co.'s content primarily consists of local news and politics, community and regional events, youth sports, editorial pages, local schools, obituaries, weddings and police reports. As of Dec. 27, 2015, Co.'s portfolio of media assets spans across 489 markets and 31 states. Co.'s products include 564 community print publications, 489 websites, 476 mobile sites and six yellow page directories.

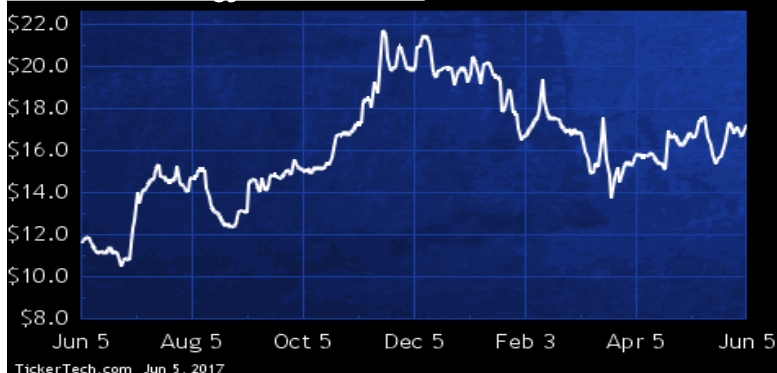
Metals & Mining

DividendRank	Symbol	Dividend	Recent Yield*
#1	SXCP	Q 2.38	13.82%
#2	SBGL	S 0.37	7.63%
#3	DRD	Q 0.33	11.07%
#4	KALU	Q 2.00	2.36%
#5	CINR	Q 2.27	8.31%
#6	MSB	Q 2.20	16.18%
#7	ARLP	Q 1.75	8.18%
#8	RS	Q 1.80	2.43%
#9	CMP	Q 2.88	4.40%
#10	GFI	S 0.09	2.45%

*(updated 11 hours, 28 minutes ago) Yield calculations vary and may not be reliable nor comparable. Not all publicly traded securities are ranked; data may be incorrect or out of date. Rankings are for informational purposes only and do not constitute advice. [Full disclaimer](#)

Spotlight On: SXCP – 13.8% Yield

SunCoke Energy Partners LP



SunCoke Energy Partners primarily produces coke used in the blast furnace production of steel. Co. also provides coal handling and/or mixing services at its Coal Logistics terminals to steel, coke (including some of its domestic cokemaking facilities), electric utility and coal mining customers. Co. has two segments: Domestic Coke and Coal Logistics. Domestic Coke consists of its cokemaking and heat recovery operations located in Franklin Furnace, OH; Middletown, OH; and Granite City, IL. Coal Logistics consists of Co.'s coal handling and mixing service operations in Convent, LA; Ceredo and Belle, WV; and East Chicago, IN, respectively.

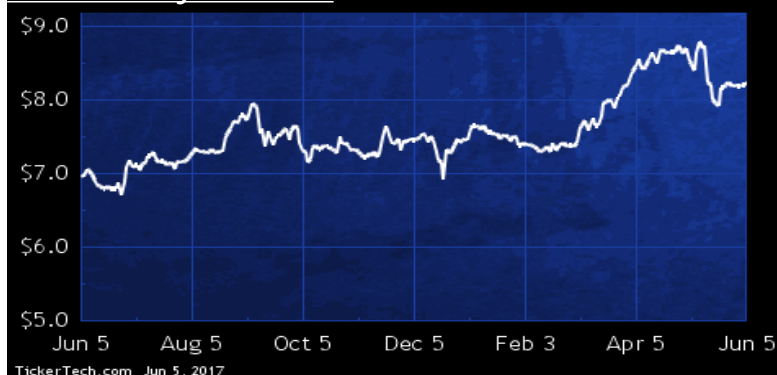
Real Estate

DividendRank	Symbol	Dividend	Recent Yield*
#1	ABR	Q 0.72	8.73%
#2	CHMI	Q 1.96	10.87%
#3	AJX	Q 1.12	7.94%
#4	ARI	Q 1.84	9.94%
#5	MTGE	Q 1.80	9.68%
#6	DDR	Q 0.76	8.80%
#7	ACRE	Q 1.08	8.00%
#8	HT	Q 1.12	5.90%
#9	CMCT	Q 0.88	5.54%
#10	VER	Q 0.55	6.58%

*(updated 11 hours, 28 minutes ago) Yield calculations vary and may not be reliable nor comparable. Not all publicly traded securities are ranked; data may be incorrect or out of date. Rankings are for informational purposes only and do not constitute advice. [Full disclaimer](#)

Spotlight On: ABR – 8.7% Yield

Arbor Realty Trust Inc



Arbor Realty Trust is a real estate investment trust that invests in a portfolio of structured finance assets in the multi-family and commercial real estate markets. Co. invests primarily in real estate-related bridge and mezzanine loans, including junior participating interests in first mortgages, preferred and direct equity. Co. may also directly acquire real property and invests in real estate-related notes and certain mortgage-related securities. Co. is externally managed and advised by Arbor Commercial Mortgage, LLC, a commercial real estate finance company that focuses on debt and equity financing for multifamily and commercial real estate.

 Preferreds: [ABR.PRA](#), [ABR.PRB](#), [ABR.PRC](#)

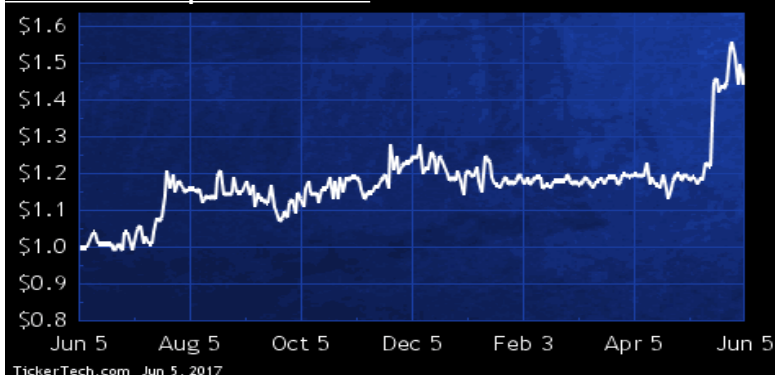
Technology

DividendRank	Symbol	Dividend	Recent Yield*
#1	<u>TAIT</u>	Q 0.10	6.73%
#2	<u>BBOX</u>	Q 0.48	5.93%
#3	<u>AVT</u>	Q 0.72	1.95%
#4	<u>MNDO</u>	A 0.32	12.81%
#5	<u>NYLD</u>	Q 1.08	6.04%
#6	<u>AMSWA</u>	Q 0.44	3.99%
#7	<u>FORTY</u>	A 0.48	1.17%
#8	<u>INFY</u>	S 0.46	3.03%
#9	<u>ABB</u>	A 0.75	2.91%
#10	<u>EGOV</u>	Q 0.32	1.57%

*(updated 11 hours, 28 minutes ago) Yield calculations vary and may not be reliable nor comparable. Not all publicly traded securities are ranked; data may be incorrect or out of date. Rankings are for informational purposes only and do not constitute advice. [Full disclaimer](#)

Spotlight On: TAIT – 6.7% Yield

Taitron Components Inc.



Taitron Components is a distributor of electronic components and supplier of original designed and manufactured (ODM) electronic components. Co. also provides engineering services, focusing on providing contract electronic manufacturers and original equipment manufacturers with ODM services for their projects. Co.'s electronic components include rectifiers (or power diodes), diodes, transistors, optoelectronic devices and passive components. Co.'s ODM Projects are custom made and are marketed in specific industries such as wild animal feeders, timers for DC motor, public street light controllers, LED modules for swimming pools and water fountain lights, and LED headlamps.

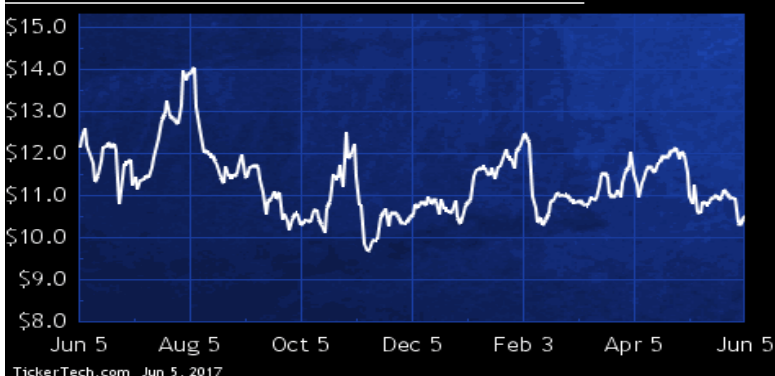
Transportation

DividendRank	Symbol	Dividend	Recent Yield*
#1	<u>NAP</u>	Q 1.69	16.08%
#2	<u>GLOP</u>	Q 2.00	8.97%
#3	<u>FTAI</u>	Q 1.32	8.24%
#4	<u>GMLP</u>	Q 2.31	11.51%
#5	<u>HMLP</u>	Q 1.72	8.99%
#6	<u>SSW</u>	Q 0.50	9.39%
#7	<u>OMAB</u>	Q 6.74	15.57%
#8	<u>GATX</u>	Q 1.68	2.71%
#9	<u>USDP</u>	Q 1.34	9.89%
#10	<u>CHRW</u>	Q 1.80	2.67%

*(updated 11 hours, 28 minutes ago) Yield calculations vary and may not be reliable nor comparable. Not all publicly traded securities are ranked; data may be incorrect or out of date. Rankings are for informational purposes only and do not constitute advice. [Full disclaimer](#)

Spotlight On: NAP – 16.1% Yield

Navios Maritime Midstream Partners LP



Navios Maritime Midstream Partners is a holding company. Through its subsidiaries, Co. is a growth oriented limited partnership formed to own, operate and acquire crude oil tankers under long-term employment contracts. In the future, to the extent opportunities arise, Co. may also seek to own, operate and acquire refined petroleum product tankers, chemical tankers, and liquefied petroleum gas, or LPG, tankers under long-term employment contracts. As of Dec. 31, 2016, Co.'s fleet consists of six VLCCs.

Travel & Entertainment

DividendRank	Symbol	Dividend	Recent Yield*
#1	<u>IGT</u>	Q 0.80	4.43%
#2	<u>XHR</u>	Q 1.10	6.10%
#3	<u>SKIS</u>	Q 0.28	6.09%
#4	<u>CBRL</u>	Q 4.80	2.85%
#5	<u>LVS</u>	Q 2.92	4.67%
#6	<u>CNK</u>	Q 1.16	2.85%
#7	<u>WYN</u>	Q 2.32	2.26%
#8	<u>ILG</u>	Q 0.60	2.21%
#9	<u>TWX</u>	Q 1.61	1.63%
#10	<u>SBUX</u>	Q 1.00	1.55%

*(updated 11 hours, 28 minutes ago) Yield calculations vary and may not be reliable nor comparable. Not all publicly traded securities are ranked; data may be incorrect or out of date. Rankings are for informational purposes only and do not constitute advice. [Full disclaimer](#)

Spotlight On: IGT — 4.4% Yield

International Game Technology PLC



International Game Technology is a global end-to-end gaming company. Co. operates and provides an integrated portfolio of innovative technology products and services across all gaming markets, including: lottery management services, online and instants lotteries, instant ticket printing, electronic gaming machines, sports betting, and interactive gaming. Co. offers business-to-consumer (B2C) and business-to-business (B2B) products and services to customers in approximately 100 countries. Co. is organized into four business segments, which are supported by corporate shared services: North America Gaming and Interactive, North America Lottery, International and Italy.

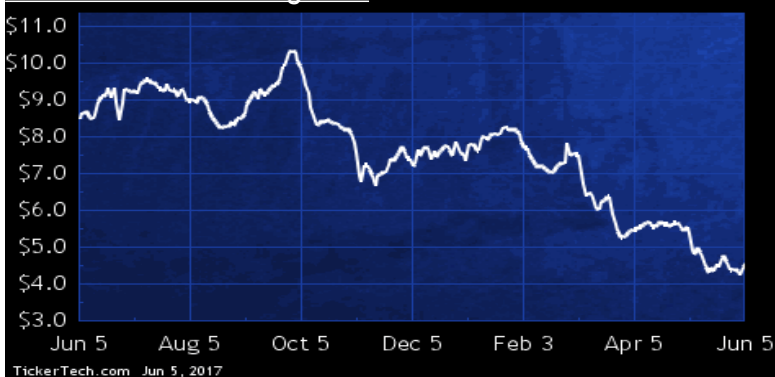
Utilities

DividendRank	Symbol	Dividend	Recent Yield*
#1	<u>WIN</u>	Q 0.60	13.19%
#2	<u>FTR</u>	Q 0.16	12.31%
#3	<u>VIV</u>	S 0.75	5.20%
#4	<u>PEGI</u>	Q 1.67	7.32%
#5	<u>SGU</u>	Q 0.44	4.38%
#6	<u>BEP</u>	Q 1.87	5.90%
#7	<u>HNP</u>	A 1.68	5.35%
#8	<u>AGR</u>	Q 1.73	3.78%
#9	<u>BCE</u>	Q 2.87	6.34%
#10	<u>SR</u>	Q 2.10	2.92%

*(updated 11 hours, 28 minutes ago) Yield calculations vary and may not be reliable nor comparable. Not all publicly traded securities are ranked; data may be incorrect or out of date. Rankings are for informational purposes only and do not constitute advice. [Full disclaimer](#)

Spotlight On: WIN — 13.2% Yield

Windstream Holdings Inc



Windstream Holdings is a holding company. Through its subsidiaries Co. is a provider of network communications and technology solutions for consumers, businesses, enterprise organizations and carrier partners. Co. provides data, cloud solutions, unified communications and managed services to small business and enterprise clients. Co. also provides services, including broadband, security solutions, voice and digital television to consumers. As of Dec 31 2015, Co. supplied transport solutions on a local and long-haul fiber-optic network spanning approximately 125,000 miles.

