

March, 2020 – *DividendRank* Report

<http://www.dividendchannel.com/>

History has shown that the bulk of the stock market's returns are delivered by dividends. Only consistently profitable companies can afford to keep paying dividends, so profitability is of critical importance. And investors shouldn't pay too expensive a price to buy a stock, even if the company itself is strong. So therefore, dividend investors should be most interested in researching the strongest most profitable companies, that also happen to be trading at an attractive valuation.

Each month, Dividend Channel screens through our coverage universe of dividend paying stocks, to look at a variety of data – dividend history & yield, book value, quarterly earnings – and compare it to the stock's trading data to come up with certain calculations about profitability and about the stock's valuation (whether we think it looks "cheap" or "expensive"). Our proprietary DividendRank formula ranks stocks within the following 18 sectors/categories, to identify the top most "interesting" ideas that merit further research.

Business Services & Equipment

Construction

Consumer Goods

Consumer Services

Energy

ETFs & CEFs

Financial

Healthcare

Industrial

Manufacturing

Materials

Media

Metals & Mining

Real Estate

Technology

Transportation

Travel & Entertainment

Utilities

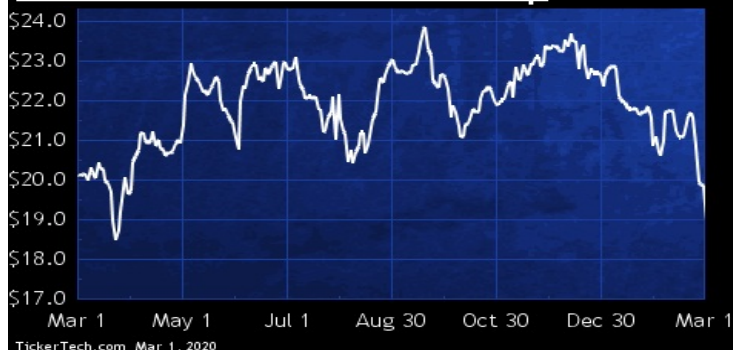
BUSINESS SERVICES & EQUIPMENT

DividendRank	Symbol	Dividend	Recent Yield*
#1	NEWT	Q 1.76	8.86%
#2	RECN	Q 0.56	4.51%
#3	BGSF	Q 1.20	7.13%
#4	IRM	Q 2.47	7.93%
#5	MINI	Q 1.21	3.13%
#6	HSII	Q 0.60	2.70%
#7	VSEC	Q 0.36	1.41%
#8	MIC	Q 4.00	10.08%
#9	MGRC	Q 1.68	2.39%
#10	PAYX	Q 2.48	3.14%

* (updated Friday, February 28, 2:00 AM) Yield calculations vary and may not be reliable nor comparable. Not all publicly traded securities are ranked; data may be incorrect or out of date. Rankings are for informational purposes only and do not constitute advice. [Full disclaimer](#)

SPOTLIGHT ON: NEWT — 8.9% YIELD

Newtek Business Services Corp



Newtek Business Services is a business development company. Co. provides, together with its controlled portfolio companies, a range of business and financial solutions under the Newtek® brand to the small-and-medium sized business market. Co.'s products and services include: Business Lending including United States Small Business Administration 7(a) loans, 504 loans and conventional loans, Electronic Payment Processing, Managed Technology Solutions (Cloud Computing), Technology Consulting, eCommerce, Accounts Receivable and Inventory Financing, personal and commercial lines Insurance Services, Web Services, Data Backup, Storage and Retrieval, and Payroll and Benefits Solutions.

[BDC](#) NEWT is a BDC — view [NEWT BDCInvestor Profile](#).

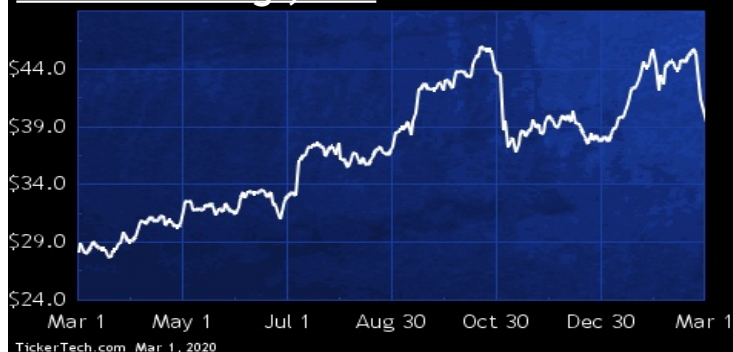
CONSTRUCTION

DividendRank	Symbol	Dividend	Recent Yield*
#1	MDC	Q 1.32	3.26%
#2	HEES	Q 1.10	4.69%
#3	PHM	Q 0.48	1.15%
#4	KBH	Q 0.36	1.04%
#5	DHI	Q 0.70	1.25%
#6	PRIM	Q 0.24	1.22%
#7	FLR	Q 0.40	4.03%
#8	GVA	Q 0.52	2.41%
#9	TOL	Q 0.44	1.16%
#10	FIX	Q 0.42	0.97%

* (updated Friday, February 28, 2:00 AM) Yield calculations vary and may not be reliable nor comparable. Not all publicly traded securities are ranked; data may be incorrect or out of date. Rankings are for informational purposes only and do not constitute advice. [Full disclaimer](#)

SPOTLIGHT ON: MDC — 3.3% YIELD

M.D.C. Holdings, Inc.



M.D.C. Holdings is engaged in the homebuilding and financial services. Co.'s homebuilding operations consist of its subsidiaries that purchase finished or develop lots to the extent necessary for the construction and sale primarily of single-family detached homes to first-time and first-time move-up homebuyers. Co.'s financial services operations include: HomeAmerican Mortgage Corporation, which originates mortgage loans for its homebuyers; American Home Insurance Agency, Inc., which provides third-party insurance products to its homebuyers; and American Home Title and Escrow Company, which provides title agency services to its homebuilding subsidiaries and its customers in certain states.

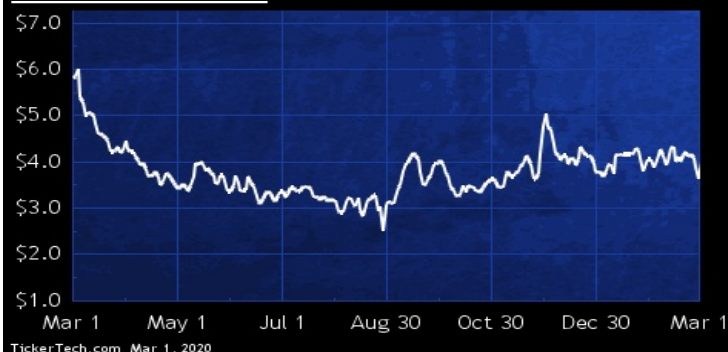
CONSUMER GOODS

DividendRank	Symbol	Dividend	Recent Yield*
#1	CHS	Q 0.36	9.86%
#2	BGS	Q 1.90	13.31%
#3	NHTC	Q 0.80	19.80%
#4	FL	Q 1.60	4.77%
#5	SPTN	Q 0.77	6.58%
#6	BBBY	Q 0.68	6.61%
#7	UVV	Q 3.04	6.12%
#8	TAP	Q 2.28	4.56%
#9	CIX	Q 0.72	5.13%
#10	WHR	Q 4.80	3.65%

* (updated Friday, February 28, 2:00 AM) Yield calculations vary and may not be reliable nor comparable. Not all publicly traded securities are ranked; data may be incorrect or out of date. Rankings are for informational purposes only and do not constitute advice. [Full disclaimer](#)

SPOTLIGHT ON: CHS — 9.9% YIELD

Chico's FAS Inc



Chico's FAS is a retailer of women's private branded, casual-to-dressy apparel, intimates and complementary accessories. Co. operates under the Chico's, White House Black Market (WHBM) and Soma brand names. Chico's primarily sells private branded clothing focusing on women 45 and older. WHBM primarily sells clothing focusing on women 35 and older with clothing and accessory items including everyday basics, polished casual apparel, relaxed workwear, black and white pieces, and feminine all-occasion dresses. The Soma brand primarily sells lingerie, sleepwear and loungewear products focusing on women. Co.'s boutiques are located in the U.S., Puerto Rico, the U.S. Virgin Islands and Canada.

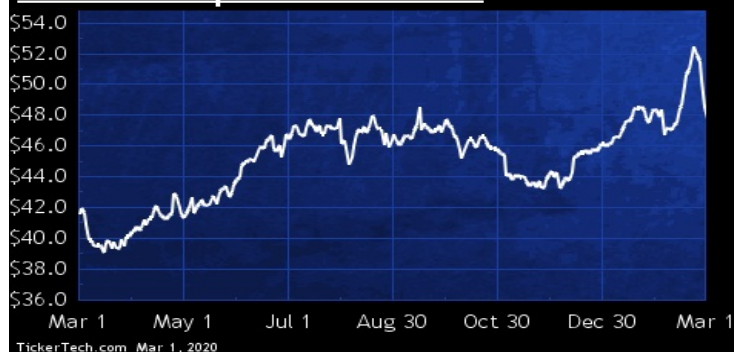
CONSUMER SERVICES

DividendRank	Symbol	Dividend	Recent Yield*
#1	SCI	Q 0.76	1.56%
#2	GHC	Q 5.80	1.18%
#3	MNRO	Q 0.88	1.57%
#4	FRG	Q 1.00	4.60%
#5	CLCT	Q 0.70	2.98%
#6	STRA	Q 2.40	1.64%
#7	TRU	Q 0.30	0.33%
#8	CSV	Q 0.30	1.44%

* (updated Friday, February 28, 2:00 AM) Yield calculations vary and may not be reliable nor comparable. Not all publicly traded securities are ranked; data may be incorrect or out of date. Rankings are for informational purposes only and do not constitute advice. [Full disclaimer](#)

SPOTLIGHT ON: SCI — 1.6% YIELD

Service Corp. International



Service Corporation International provides deathcare products and services. Co.'s funeral service and cemetery operations consist of funeral service locations, cemeteries, funeral service/cemetery combination locations, crematoria, and other related businesses. Funeral service locations provide services related to funerals and cremations, including the use of funeral home facilities and motor vehicles, arranging and directing services, removal, preparation, embalming, cremations, memorialization, and catering. Co.'s cemeteries provide cemetery property interment rights, such as developed lots, lawn crypts, mausoleum spaces, niches, and other cremation memorialization and interment options.

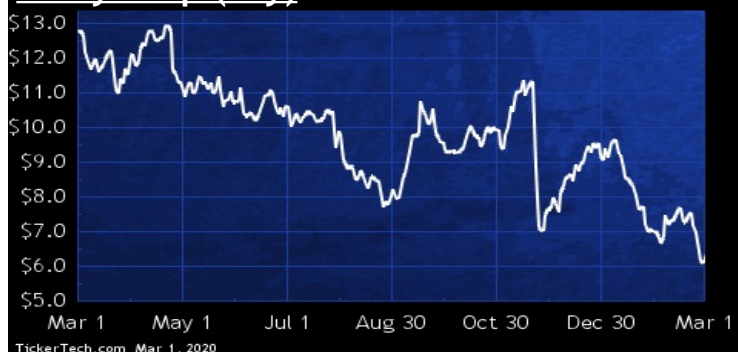
ENERGY

DividendRank	Symbol	Dividend	Recent Yield*
#1	BRY	Q 0.48	7.87%
#2	KNOP	Q 2.08	12.46%
#3	PAA	Q 1.44	10.64%
#4	MUR	Q 1.00	5.62%
#5	AM	Q 1.23	29.85%
#6	CVE	Q 0.25	2.53%
#7	CEQP	Q 2.50	12.21%
#8	VET	M 2.76	26.85%
#9	NGL	Q 1.56	18.12%
#10	SU	Q 1.86	6.73%

* (updated Friday, February 28, 2:00 AM) Yield calculations vary and may not be reliable nor comparable. Not all publicly traded securities are ranked; data may be incorrect or out of date. Rankings are for informational purposes only and do not constitute advice. [Full disclaimer](#)

SPOTLIGHT ON: BRY — 7.9% YIELD

Berry Corp (bry)



Berry Petroleum is a western United States independent upstream energy company with a focus on the conventional, long-lived oil reserves in the San Joaquin basin of California. Co. targets onshore reservoirs in the San Joaquin basin of California and, to a lesser extent, its Rockies assets including oil reservoirs in the Uinta basin of Utah and natural gas resource plays in the Piceance basin in Colorado.

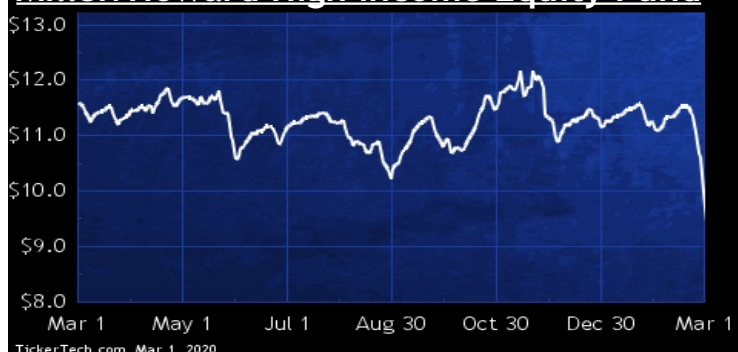
ETFS & CEFS

DividendRank	Symbol	Dividend	Recent Yield*
#1	HIE	M 1.39	13.92%
#2	SZC	M 1.64	14.81%
#3	RA	M 2.39	11.48%
#4	OPP	M 2.16	13.24%
#5	FDEU	M 1.45	11.08%
#6	CEM	Q 1.18	13.44%
#7	CTR	Q 0.88	13.17%
#8	NML	M 0.66	11.46%
#9	EMO	Q 0.92	14.47%
#10	GNT	M 0.60	11.61%

* (updated Friday, February 28, 2:00 AM) Yield calculations vary and may not be reliable nor comparable. Not all publicly traded securities are ranked; data may be incorrect or out of date. Rankings are for informational purposes only and do not constitute advice. [Full disclaimer](#)

SPOTLIGHT ON: HIE — 13.9% YIELD

Miller/Howard High Income Equity Fund



Miller/Howard High Income Equity Fund is registered as a closed-end management investment company. The Fund's primary investment objective is to seek a higher level of current income. As a secondary objective the Fund seeks capital appreciation when consistent with its primary investment objective. The Fund will attempt to achieve its primary investment objectives by investing, under normal market conditions, at least 80% of its total assets in dividend or distribution paying equity securities of United States companies and non-United States companies traded on United States exchanges.

FINANCIAL

DividendRank	Symbol	Dividend	Recent Yield*
#1	<u>BSBR</u>	Q 0.27	3.15%
#2	<u>BSMX</u>	S 0.43	6.44%
#3	<u>BMA</u>	S 4.40	14.77%
#4	<u>CGBD</u>	Q 1.48	11.82%
#5	<u>GMZ</u>	Q 0.84	19.27%
#6	<u>OXSQ</u>	M 0.80	14.81%
#7	<u>ICMB</u>	Q 1.00	13.81%
#8	<u>CPTA</u>	M 1.00	12.85%
#9	<u>CSWC</u>	Q 1.64	8.57%
#10	<u>ECC</u>	M 2.40	17.95%

* (updated Friday, February 28, 2:00 AM) Yield calculations vary and may not be reliable nor comparable. Not all publicly traded securities are ranked; data may be incorrect or out of date. Rankings are for informational purposes only and do not constitute advice. [Full disclaimer](#)

SPOTLIGHT ON: BSBR — 3.1% YIELD



Banco Santander Brasil operates as a bank and through its subsidiaries carries out its operations through two segments: Commercial Banking and Global Wholesale Banking, which operates with commercial, investment, credit and financing and exchange, mortgage lending, leasing, credit cards and securities brokerage. Co. operates in Brazil and abroad, through the Cayman branch and its subsidiary in Spain. As of Dec 31 2016, Co. had total assets of R\$634.39 billion.

HEALTHCARE

DividendRank	Symbol	Dividend	Recent Yield*
#1	<u>PMD</u>	Q 0.72	8.22%
#2	<u>PFE</u>	Q 1.52	4.46%
#3	<u>USPH</u>	Q 9.80	9.41%
#4	<u>NVO</u>	S 1.57	2.64%
#5	<u>AZN</u>	S 1.90	4.22%
#6	<u>MRK</u>	Q 2.44	3.12%
#7	<u>AMGN</u>	Q 6.40	3.15%
#8	<u>GILD</u>	Q 2.72	3.74%
#9	<u>CAH</u>	Q 1.92	3.68%
#10	<u>MMM</u>	Q 5.88	3.92%

* (updated Friday, February 28, 2:00 AM) Yield calculations vary and may not be reliable nor comparable. Not all publicly traded securities are ranked; data may be incorrect or out of date. Rankings are for informational purposes only and do not constitute advice. [Full disclaimer](#)

SPOTLIGHT ON: PMD — 8.2% YIELD



Psychedics is a provider of hair testing for drugs of abuse, utilizing a patented hair analysis method involving digestion of hair, enzyme immunoassay technology and mass spectrometry to analyze human hair to detect abused substances. Co.'s tests provide quantitative information that can indicate the approximate amount of drug ingested as well as historical data, which can show a pattern of individual drug use over a longer period of time. Co. provides screening and confirmation by mass spectrometry for cocaine, marijuana, PCP, amphetamines, opiates, synthetic cannabinoids and benzodiazepines. In addition, Co. provides a hair test for alcohol.

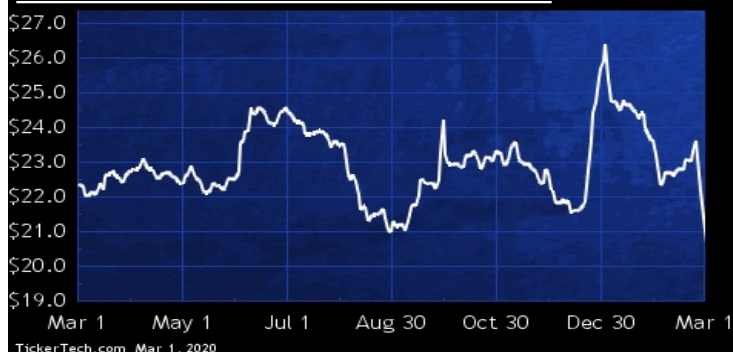
INDUSTRIAL

DividendRank	Symbol	Dividend	Recent Yield*
#1	WLKP	Q 1.89	8.80%
#2	MSM	Q 3.00	4.72%
#3	SWP	Q 5.38	5.59%
#4	MEOH	Q 1.44	5.20%
#5	KRO	Q 0.72	7.23%
#6	LYB	Q 4.20	5.92%
#7	ADES	Q 1.00	12.55%
#8	CC	Q 1.00	7.08%
#9	IFFT	Q 3.00	6.49%
#10	CBT	Q 1.40	3.79%

* (updated Friday, February 28, 2:00 AM) Yield calculations vary and may not be reliable nor comparable. Not all publicly traded securities are ranked; data may be incorrect or out of date. Rankings are for informational purposes only and do not constitute advice. [Full disclaimer](#)

SPOTLIGHT ON: WLKP — 8.8% YIELD

Westlake Chemical Partners LP



Westlake Chemical Partners is a limited partnership that operates, acquires and develops ethylene production facilities and related assets. Co.'s business and operations are conducted through Westlake Chemical OpCo LP (OpCo). OpCo sells ethylene to Westlake Chemical Corporation (Westlake) and others, as well as co-products of ethylene production, including propylene, crude butadiene, pyrolysis gasoline and hydrogen. OpCo owns ethylene production facilities at Westlake's Lake Charles, LA and Calvert City, KY sites, and a common carrier ethylene pipeline that runs from Mont Belvieu, TX to Westlake's Longview, TX facility.

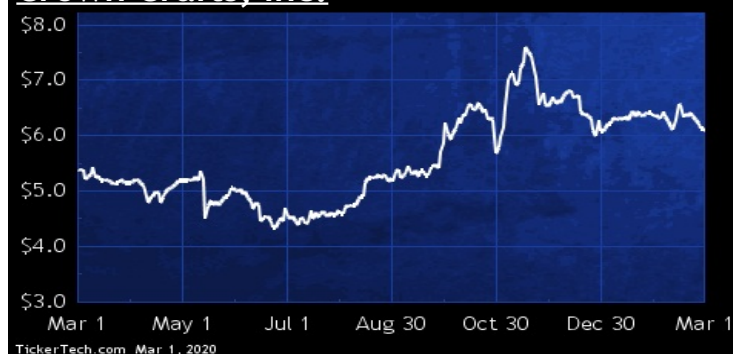
MANUFACTURING

DividendRank	Symbol	Dividend	Recent Yield*
#1	CRWS	Q 0.32	5.21%
#2	DAN	Q 0.40	2.85%
#3	IEP	Q 8.00	12.81%
#4	WNC	Q 0.32	2.91%
#5	F	Q 0.60	8.61%
#6	BSET	Q 0.50	5.14%
#7	LEG	Q 1.60	4.09%
#8	CSCO	Q 1.44	3.60%
#9	CULP	Q 0.42	4.48%
#10	HOG	Q 1.52	4.88%

* (updated Friday, February 28, 2:00 AM) Yield calculations vary and may not be reliable nor comparable. Not all publicly traded securities are ranked; data may be incorrect or out of date. Rankings are for informational purposes only and do not constitute advice. [Full disclaimer](#)

SPOTLIGHT ON: CRWS — 5.2% YIELD

Crown Crafts, Inc.



Crown Crafts operates indirectly through its wholly-owned subsidiaries, Sassy Baby, Inc., NoJo Baby & Kids, Inc., and Carousel Designs, LLC, in the infant, toddler and juvenile products segment within the consumer products industry. The infant, toddler and juvenile products segment consists of infant and toddler bedding and blankets, bibs, soft bath products, disposable products, developmental toys and accessories. Co.'s products are sold directly to retailers, which are primarily mass merchants, mid-tier retailers, juvenile specialty stores, value channel stores, grocery and drug stores, restaurants, wholesale clubs and internet-based retailers, as well as directly to consumers.

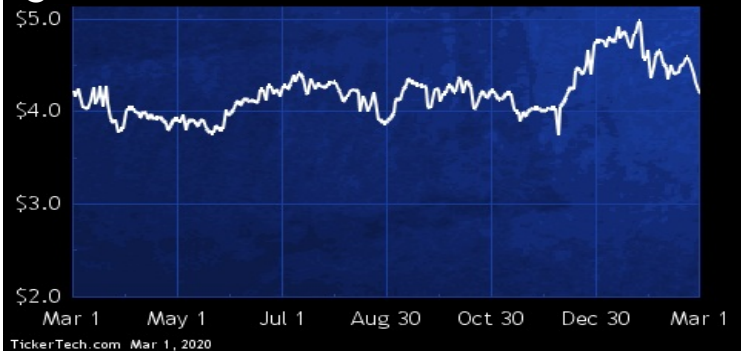
MATERIALS

DividendRank	Symbol	Dividend	Recent Yield*
#1	LND	A 0.22	5.24%
#2	NTR	Q 1.80	4.55%
#3	EMN	Q 2.64	4.23%
#4	UFS	Q 1.82	6.42%
#5	GT	Q 0.64	6.46%
#6	MERC	Q 0.55	6.24%
#7	POL	Q 0.81	3.32%
#8	WRK	Q 1.86	5.68%
#9	AMCR	Q 0.46	4.86%
#10	IP	Q 2.05	5.53%

* (updated Friday, February 28, 2:00 AM) Yield calculations vary and may not be reliable nor comparable. Not all publicly traded securities are ranked; data may be incorrect or out of date. Rankings are for informational purposes only and do not constitute advice. [Full disclaimer](#)

SPOTLIGHT ON: LND — 5.2% YIELD

Brasilagro Cia Brasileira De Propriedades Agrícolas



BrasilAgro - Companhia Brasileira de Propriedades Agrícolas is focused on the acquisition, development and exploration of agricultural properties. All of Co.'s sales are to clients located in Brazil. Co. has five segments, namely: real estate, which presents the P&L from operations carried out in its subsidiaries; grains, which is engaged in the production and sale of soybean and corn; sugarcane, which includes the sale of the raw product; cattle raising, which consists of producing and selling beef calves after weaning, characterizing the activity as breeding and fattening of cattle; and cotton, which is engaged primarily in the production and sale of cotton lint and seed.

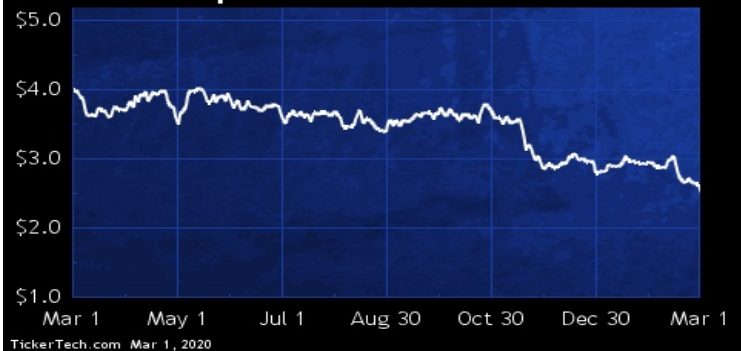
MEDIA

DividendRank	Symbol	Dividend	Recent Yield*
#1	AHC	Q 0.32	12.14%
#2	MDP	Q 2.38	8.78%
#3	EDUC	Q 0.20	3.63%
#4	GCI	Q 1.52	31.67%
#5	TPCO	Q 1.00	8.50%
#6	IPG	Q 1.02	4.68%
#7	QUAD	Q 0.60	12.69%
#8	OMC	Q 2.60	3.74%
#9	EEX	Q 0.30	4.32%
#10	TSQ	Q 0.30	3.40%

* (updated Friday, February 28, 2:00 AM) Yield calculations vary and may not be reliable nor comparable. Not all publicly traded securities are ranked; data may be incorrect or out of date. Rankings are for informational purposes only and do not constitute advice. [Full disclaimer](#)

SPOTLIGHT ON: AHC — 12.1% YIELD

AH Belo Corp



A. H. Belo is a news and information publishing company with commercial printing, distribution and direct mail capabilities, as well as capabilities in media and digital marketing. Co. has two reportable segments: Publishing, which includes the operations of The Dallas Morning News (www.dallasnews.com), a Texas newspaper and various other publications targeting specific audiences; and Marketing Services, which includes marketing services generated by Co.'s subsidiary, DMV Digital Holdings Company, and its subsidiaries, Distribion, Inc., Vertical Nerve, Inc. and CDFX, LLC, and digital advertising through Connect.

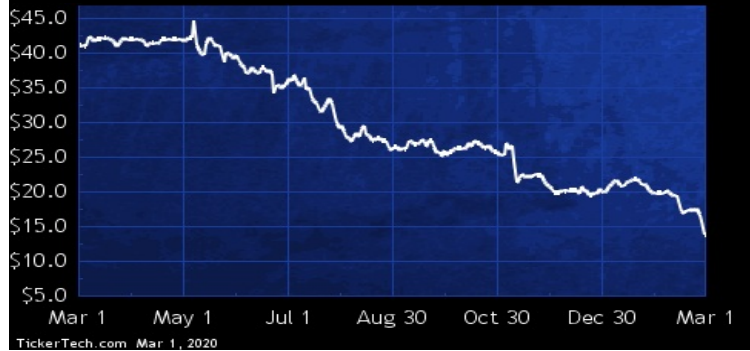
METALS & MINING

DividendRank	Symbol	Dividend	Recent Yield*
#1	<u>NRP</u>	Q 1.80	13.07%
#2	<u>STLD</u>	Q 1.00	3.72%
#3	<u>TX</u>	A 1.20	6.58%
#4	<u>RIO</u>	S 3.02	6.39%
#5	<u>BTU</u>	Q 0.58	9.76%
#6	<u>NEXA</u>	A 0.38	4.83%
#7	<u>CLF</u>	Q 0.24	4.19%
#8	<u>ARLP</u>	Q 1.60	25.36%
#9	<u>WOR</u>	Q 0.96	2.91%
#10	<u>NUE</u>	Q 1.61	3.85%

* (updated Friday, February 28, 2:00 AM) Yield calculations vary and may not be reliable nor comparable. Not all publicly traded securities are ranked; data may be incorrect or out of date. Rankings are for informational purposes only and do not constitute advice. [Full disclaimer](#)

SPOTLIGHT ON: NRP – 13.1% YIELD

Natural Resource Partners LP



Natural Resource Partners owns, manages and leases a portfolio of mineral properties, including interests in coal, soda ash from trona and other natural resources. Co. has two segments: coal royalty and other, which consists primarily of coal royalty properties and coal related transportation and processing assets; and soda ash, which, via Ciner Resources LP, Co.'s operating partner, mines trona, processes it into soda ash, and distributes the soda ash both domestically and internationally into the glass and chemicals industries. Co.'s operations are conducted through its NRP (Operating) LLC subsidiary, and its operating assets are owned by its subsidiaries.

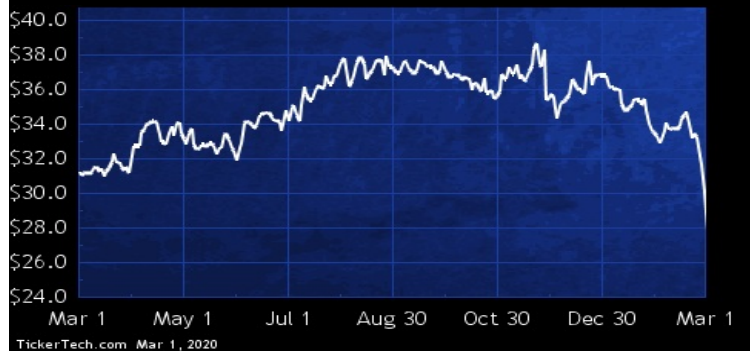
REAL ESTATE

DividendRank	Symbol	Dividend	Recent Yield*
#1	<u>RVI</u>	A 2.05	6.81%
#2	<u>EFC</u>	M 1.80	10.57%
#3	<u>TRMT</u>	Q 0.88	16.99%
#4	<u>RC</u>	Q 1.60	10.93%
#5	<u>SOHO</u>	Q 0.52	9.81%
#6	<u>WPG</u>	Q 0.50	20.00%
#7	<u>AJX</u>	Q 1.28	8.95%
#8	<u>ABR</u>	Q 1.20	9.48%
#9	<u>XIN</u>	Q 0.40	13.29%
#10	<u>XAN</u>	Q 1.10	9.49%

* (updated Friday, February 28, 2:00 AM) Yield calculations vary and may not be reliable nor comparable. Not all publicly traded securities are ranked; data may be incorrect or out of date. Rankings are for informational purposes only and do not constitute advice. [Full disclaimer](#)

SPOTLIGHT ON: RVI – 6.8% YIELD

Retail Value Inc



Retail Value is a self-administered and self-managed real estate investment trust. Co. owns and operates a portfolio of assets that compose of continental United States assets and assets in Puerto Rico. These properties consist of retail shopping centers located in various states and Puerto Rico.

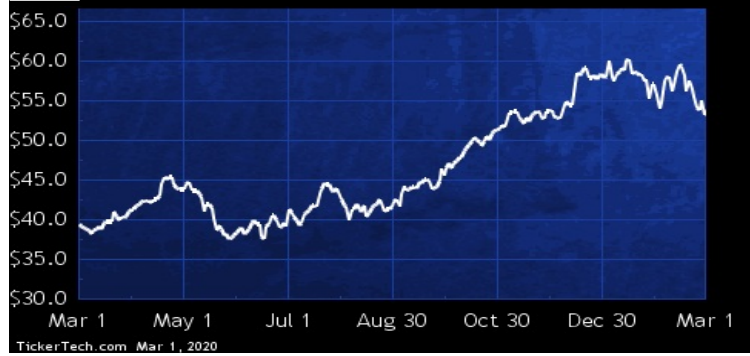
TECHNOLOGY

DividendRank	Symbol	Dividend	Recent Yield*
#1	TSM	Q 1.64	3.08%
#2	ATHM	A 0.77	1.00%
#3	NLOK	Q 0.50	2.64%
#4	MFGP	S 1.17	12.61%
#5	HPE	Q 0.48	3.82%
#6	TAIT	Q 0.14	5.60%
#7	JNPR	Q 0.80	3.68%
#8	ETN	Q 2.92	3.13%
#9	CSPI	Q 0.60	4.56%
#10	AVGO	Q 13.00	4.75%

* (updated Friday, February 28, 2:00 AM) Yield calculations vary and may not be reliable nor comparable. Not all publicly traded securities are ranked; data may be incorrect or out of date. Rankings are for informational purposes only and do not constitute advice. [Full disclaimer](#)

SPOTLIGHT ON: TSM – 3.1% YIELD

Taiwan Semiconductor Manufacturing Co., Ltd.



Taiwan Semiconductor Manufacturing is a foundry in the semiconductor industry which engages mainly in the manufacturing, selling, packaging, testing and computer-aided design of integrated circuits and other semiconductor devices and the manufacturing of masks.

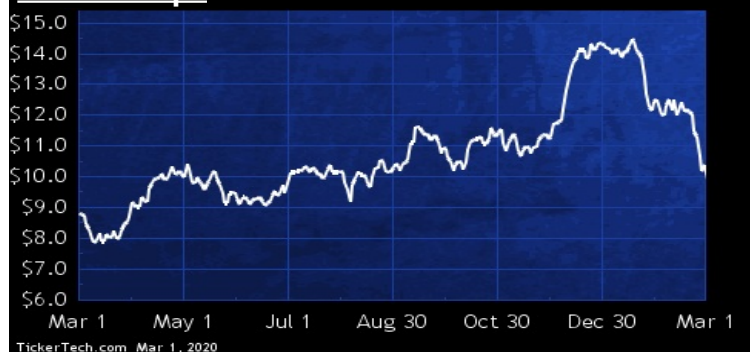
TRANSPORTATION

DividendRank	Symbol	Dividend	Recent Yield*
#1	SSW	Q 0.50	5.05%
#2	R	Q 2.24	6.07%
#3	FTAI	Q 1.32	7.26%
#4	AL	Q 0.60	1.59%
#5	DAL	Q 1.61	3.34%
#6	PANL	Q 0.14	5.11%
#7	USDP	Q 1.48	16.46%
#8	PAC	Q 8.65	7.94%
#9	PATI	Q 0.60	4.90%
#10	NMM	Q 1.20	13.16%

* (updated Friday, February 28, 2:00 AM) Yield calculations vary and may not be reliable nor comparable. Not all publicly traded securities are ranked; data may be incorrect or out of date. Rankings are for informational purposes only and do not constitute advice. [Full disclaimer](#)

SPOTLIGHT ON: SSW – 5.0% YIELD

Atlas Corp.



Seaspan is an independent charter owner and manager of containerships, which it charters primarily pursuant to long-term, fixed-rate time charters with container liner companies.

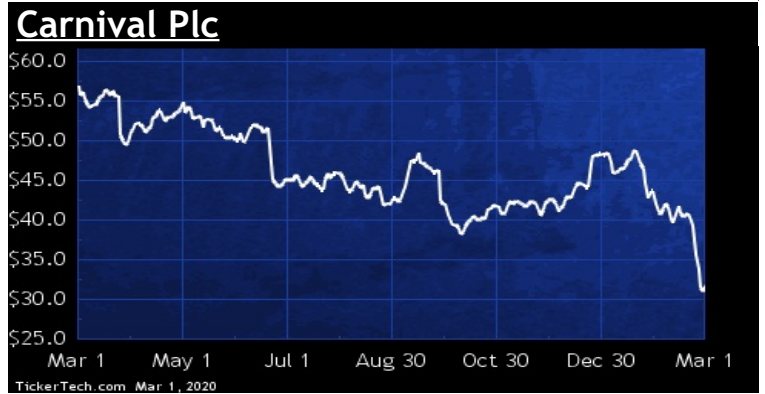
Preferreds: [SSW.PRC](#), [SSW.PRD](#), [SSW.PRE](#), [SSW.PRG](#), [SSW.PRH](#), [SSW.PRI](#)

TRAVEL & ENTERTAINMENT

DividendRank	Symbol	Dividend	Recent Yield*
#1	<u>CUK</u>	Q 2.00	6.46%
#2	<u>IGT</u>	Q 0.80	7.12%
#3	<u>RCL</u>	Q 3.12	4.05%
#4	<u>CNK</u>	Q 1.44	5.72%
#5	<u>STAY</u>	Q 0.92	8.40%
#6	<u>BBX</u>	Q 0.05	1.42%
#7	<u>MCS</u>	Q 0.68	2.64%
#8	<u>CCL</u>	Q 2.00	6.28%
#9	<u>CAKE</u>	Q 1.44	4.10%
#10	<u>LVS</u>	Q 3.16	5.41%

* (updated Friday, February 28, 2:00 AM) Yield calculations vary and may not be reliable nor comparable. Not all publicly traded securities are ranked; data may be incorrect or out of date. Rankings are for informational purposes only and do not constitute advice. [Full disclaimer](#)

SPOTLIGHT ON: CUK – 6.5% YIELD



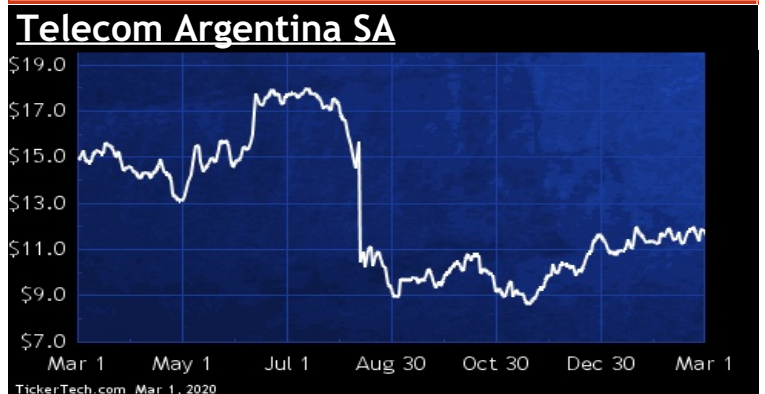
Carnival is a leisure travel company. Co. is also a cruise company and a provider of vacations to cruise destinations throughout the world. Co. has four segments that are comprised of: North America and Australia, which includes Carnival Cruise Line, Princess Cruises, Holland America Line, P&O Cruises (Australia), and Seabourn cruise brands; Europe and Asia, which includes Costa Cruises, AIDA Cruises, P&O Cruises (UK), and Cunard cruise brands; Cruise Support, which includes its portfolio of port destinations and other services, all of which are operated for the benefit of its cruise brands; and Tour and Other, which owns and operates hotels, lodges, glass-domed railcars and motorcoaches.

UTILITIES

DividendRank	Symbol	Dividend	Recent Yield*
#1	<u>TEO</u>	A 0.70	5.89%
#2	<u>SGU</u>	Q 0.50	5.62%
#3	<u>SPKE</u>	Q 0.72	7.70%
#4	<u>OGE</u>	Q 1.55	3.83%
#5	<u>D</u>	Q 3.76	4.63%
#6	<u>UGI</u>	Q 1.30	3.50%
#7	<u>VEON</u>	S 0.30	14.08%
#8	<u>BCE</u>	Q 3.33	5.51%
#9	<u>CNP</u>	Q 1.16	4.80%
#10	<u>CMS</u>	Q 4.50	7.16%

* (updated Friday, February 28, 2:00 AM) Yield calculations vary and may not be reliable nor comparable. Not all publicly traded securities are ranked; data may be incorrect or out of date. Rankings are for informational purposes only and do not constitute advice. [Full disclaimer](#)

SPOTLIGHT ON: TEO – 5.9% YIELD



Telecom Argentina SA provides fixed-line telecommunications services in Argentina, mobile telecommunications services, other telephone-related services such as international long-distance and wholesale services, data transmission, and Internet services. Co. is also the operator of cable television services and data transmission systems in Argentina and a provider of cable services in Latin America. Co. provides its cable and broadband customers a range of products, including: Fixed Telephony, Cablevision Clasico, Cablevision Digital, Cablevision HD, Cablevision On Demand, Broadband Products, Fibertel Zone, Cablevision Flow, Fibercorp Products, and Personal Mobile Services.



Dividend Channel