

## May, 2020 – *DividendRank* Report

<http://www.dividendchannel.com/>

History has shown that the bulk of the stock market's returns are delivered by dividends. Only consistently profitable companies can afford to keep paying dividends, so profitability is of critical importance. And investors shouldn't pay too expensive a price to buy a stock, even if the company itself is strong. So therefore, dividend investors should be most interested in researching the strongest most profitable companies, that also happen to be trading at an attractive valuation.

Each month, Dividend Channel screens through our coverage universe of dividend paying stocks, to look at a variety of data – dividend history & yield, book value, quarterly earnings – and compare it to the stock's trading data to come up with certain calculations about profitability and about the stock's valuation (whether we think it looks "cheap" or "expensive"). Our proprietary DividendRank formula ranks stocks within the following 18 sectors/categories, to identify the top most "interesting" ideas that merit further research.

**Business Services & Equipment**

**Construction**

**Consumer Goods**

**Consumer Services**

**Energy**

**ETFs & CEFs**

**Financial**

**Healthcare**

**Industrial**

**Manufacturing**

**Materials**

**Media**

**Metals & Mining**

**Real Estate**

**Technology**

**Transportation**

**Travel & Entertainment**

**Utilities**

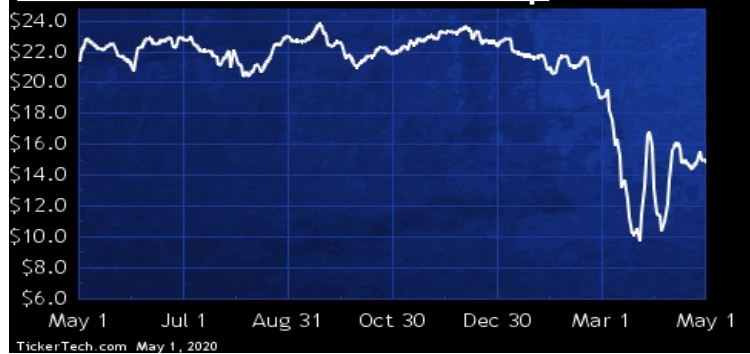
## BUSINESS SERVICES & EQUIPMENT

DividendRank	Symbol	Dividend	Recent Yield*
#1	<a href="#">NEWT</a>	Q 1.76	11.73%
#2	<a href="#">CCAP</a>	Q 1.64	16.60%
#3	<a href="#">TRTN</a>	Q 2.08	6.71%
#4	<a href="#">RGP</a>	Q 0.56	5.15%
#5	<a href="#">BGSF</a>	Q 1.20	9.88%
#6	<a href="#">IRM</a>	Q 2.47	10.23%
#7	<a href="#">RMR</a>	Q 1.52	5.12%
#8	<a href="#">ADS</a>	Q 0.84	1.68%
#9	<a href="#">MINI</a>	Q 1.21	4.24%
#10	<a href="#">WD</a>	Q 1.44	3.75%

\* (updated 7 hours, 20 minutes ago) Yield calculations vary and may not be reliable nor comparable. Not all publicly traded securities are ranked; data may be incorrect or out of date. Rankings are for informational purposes only and do not constitute advice. [Full disclaimer](#)

## SPOTLIGHT ON: NEWT – 11.7% YIELD

### Newtek Business Services Corp



Newtek Business Services is a business development company. Co. provides, together with its controlled portfolio companies, a range of business and financial solutions under the Newtek® brand to the small-and-medium sized business market. Co.'s products and services include: Business Lending including United States Small Business Administration 7(a) loans, 504 loans and conventional loans, Electronic Payment Processing, Managed Technology Solutions (Cloud Computing), Technology Consulting, eCommerce, Accounts Receivable and Inventory Financing, personal and commercial lines Insurance Services, Web Services, Data Backup, Storage and Retrieval, and Payroll and Benefits Solutions.

[BDC](#) NEWT is a BDC – view [NEWT BDCInvestor Profile](#).

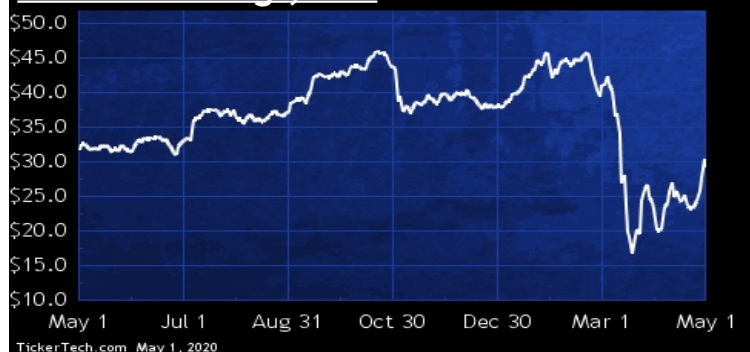
## CONSTRUCTION

DividendRank	Symbol	Dividend	Recent Yield*
#1	<a href="#">MDC</a>	Q 1.32	4.51%
#2	<a href="#">HEES</a>	Q 1.10	6.77%
#3	<a href="#">FIX</a>	Q 0.42	1.26%
#4	<a href="#">DHI</a>	Q 0.70	1.48%
#5	<a href="#">KBH</a>	Q 0.36	1.37%
#6	<a href="#">LEN</a>	Q 0.50	1.00%
#7	<a href="#">PHM</a>	Q 0.48	1.70%
#8	<a href="#">GVA</a>	Q 0.52	3.16%
#9	<a href="#">PRIM</a>	Q 0.24	1.54%
#10	<a href="#">TOL</a>	Q 0.44	1.83%

\* (updated 7 hours, 20 minutes ago) Yield calculations vary and may not be reliable nor comparable. Not all publicly traded securities are ranked; data may be incorrect or out of date. Rankings are for informational purposes only and do not constitute advice. [Full disclaimer](#)

## SPOTLIGHT ON: MDC – 4.5% YIELD

### M.D.C. Holdings, Inc.



M.D.C. Holdings is engaged in the homebuilding and financial services. Co.'s homebuilding operations consist of its subsidiaries that purchase finished or develop lots to the extent necessary for the construction and sale primarily of single-family detached homes to first-time and first-time move-up homebuyers. Co.'s financial services operations include: HomeAmerican Mortgage Corporation, which originates mortgage loans for its homebuyers; American Home Insurance Agency, Inc., which provides third-party insurance products to its homebuyers; and American Home Title and Escrow Company, which provides title agency services to its homebuilding subsidiaries and its customers in certain states.

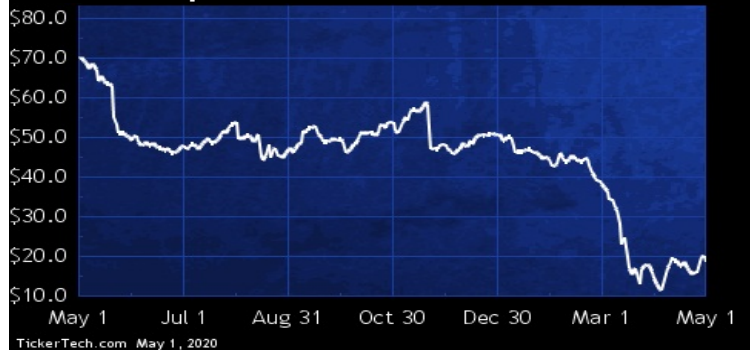
## CONSUMER GOODS

DividendRank	Symbol	Dividend	Recent Yield*
#1	<a href="#">KSS</a>	Q 2.82	15.25%
#2	<a href="#">SIG</a>	Q 1.48	14.71%
#3	<a href="#">ANF</a>	Q 0.80	7.56%
#4	<a href="#">FL</a>	Q 1.60	6.24%
#5	<a href="#">BBBY</a>	Q 0.68	10.99%
#6	<a href="#">DBI</a>	Q 0.40	6.30%
#7	<a href="#">DDS</a>	Q 0.60	2.04%
#8	<a href="#">DVD</a>	A 0.10	7.54%
#9	<a href="#">TAP</a>	Q 2.28	5.56%
#10	<a href="#">NHTC</a>	Q 0.80	19.23%

\* (updated 7 hours, 20 minutes ago) Yield calculations vary and may not be reliable nor comparable. Not all publicly traded securities are ranked; data may be incorrect or out of date. Rankings are for informational purposes only and do not constitute advice. [Full disclaimer](#)

## SPOTLIGHT ON: KSS — 15.2% YIELD

### Kohl's Corp.



Kohl's operates department stores, a website ([www.Kohls.com](http://www.Kohls.com)), FILA outlets, and Off-Aisle clearance centers. Co.'s Kohl's stores and website sell proprietary and national brand apparel, footwear, accessories, beauty and home products. Co.'s website includes merchandise that is available in its stores, as well as merchandise that is available only online. Co.'s portfolio includes private brands such as Apt. 9, Croft & Barrow, Jumping Beans, SO and Sonoma Goods for Life and exclusive brands that are developed and marketed through agreements with brands such as Food Network, LC Lauren Conrad, Elle and Simply Vera Vera Wang.

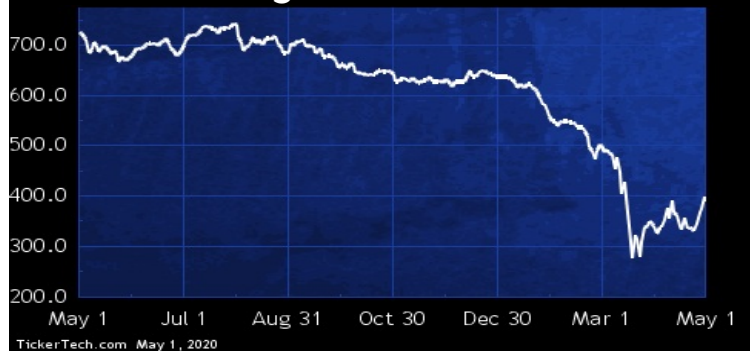
## CONSUMER SERVICES

DividendRank	Symbol	Dividend	Recent Yield*
#1	<a href="#">GHC</a>	Q 5.80	1.49%
#2	<a href="#">SCI</a>	Q 0.76	2.07%
#3	<a href="#">FRG</a>	Q 1.00	6.93%
#4	<a href="#">STRA</a>	Q 2.40	1.51%
#5	<a href="#">MNRO</a>	Q 0.88	1.59%
#6	<a href="#">CLCT</a>	Q 0.70	3.19%
#7	<a href="#">CSV</a>	Q 0.30	2.00%
#8	<a href="#">TRU</a>	Q 0.30	0.38%

\* (updated 7 hours, 20 minutes ago) Yield calculations vary and may not be reliable nor comparable. Not all publicly traded securities are ranked; data may be incorrect or out of date. Rankings are for informational purposes only and do not constitute advice. [Full disclaimer](#)

## SPOTLIGHT ON: GHC — 1.5% YIELD

### Graham Holdings Co.



Graham Holdings is an education and media company, whose operations include educational services; television broadcasting; online, print and local TV news; home health and hospice care; and manufacturing. Co.'s subsidiary, Kaplan, Inc. provides educational services, both domestically and outside the United States. Co.'s media operations comprise of the ownership and operation of television broadcasting, plus Slate and Foreign Policy magazines; Megaphone, a provider of podcast technology for publishers and advertisers; and Pinna, an ad-free audio streaming service for children. Co. also owns, among others, home health and hospice providers, industrial companies, and automotive dealerships.

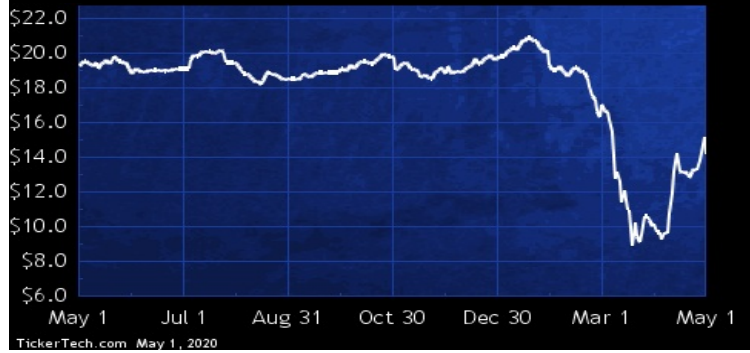
## ENERGY

DividendRank	Symbol	Dividend	Recent Yield*
#1	<a href="#">KNOP</a>	Q 2.08	14.67%
#2	<a href="#">TGP</a>	Q 1.00	8.64%
#3	<a href="#">AROC</a>	Q 0.58	12.06%
#4	<a href="#">NBLX</a>	Q 0.75	10.23%
#5	<a href="#">PBA</a>	M 2.52	7.80%
#6	<a href="#">DCP</a>	Q 1.56	17.14%
#7	<a href="#">HP</a>	Q 2.84	14.37%
#8	<a href="#">SU</a>	Q 1.86	10.42%
#9	<a href="#">ENB</a>	Q 3.24	7.50%
#10	<a href="#">GLP</a>	Q 1.57	13.22%

\* (updated 7 hours, 20 minutes ago) Yield calculations vary and may not be reliable nor comparable. Not all publicly traded securities are ranked; data may be incorrect or out of date. Rankings are for informational purposes only and do not constitute advice. [Full disclaimer](#)

## SPOTLIGHT ON: KNOP – 14.7% YIELD

### KNOT Offshore Partners LP



KNOT Offshore Partners is a limited partnership formed to own, operate and acquire shuttle tankers under long-term charters, which Co. defines as charters of five years or more.

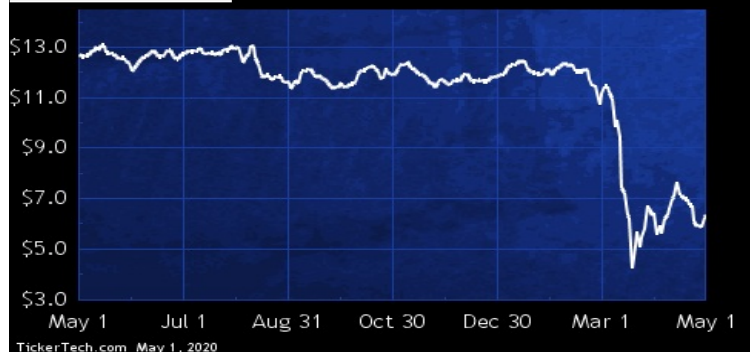
## ETFs & CEFS

DividendRank	Symbol	Dividend	Recent Yield*
#1	<a href="#">EDI</a>	M 0.96	15.09%
#2	<a href="#">EDF</a>	M 0.96	15.95%
#3	<a href="#">RA</a>	M 2.39	14.33%
#4	<a href="#">XFLT</a>	M 0.72	14.78%
#5	<a href="#">ACP</a>	M 1.44	19.00%
#6	<a href="#">RIV</a>	M 2.16	16.22%
#7	<a href="#">OPP</a>	M 2.16	16.23%
#8	<a href="#">DPG</a>	Q 1.40	13.63%
#9	<a href="#">BGX</a>	M 1.34	11.98%
#10	<a href="#">KMF</a>	M 0.90	20.00%

\* (updated 7 hours, 20 minutes ago) Yield calculations vary and may not be reliable nor comparable. Not all publicly traded securities are ranked; data may be incorrect or out of date. Rankings are for informational purposes only and do not constitute advice. [Full disclaimer](#)

## SPOTLIGHT ON: EDI – 15.1% YIELD

### Stone Harbor Emerging Markets Total Income Fund



Stone Harbor Emerging Markets Total Income Fund is a closed-end management investment company. The Fund's investment objective is to maximize total return, which consists of income and capital appreciation from investments in emerging markets securities. The Fund invests at least 80% of its net assets plus any borrowings made for investment purposes in emerging markets debt that includes fixed income securities and other instruments including derivatives.

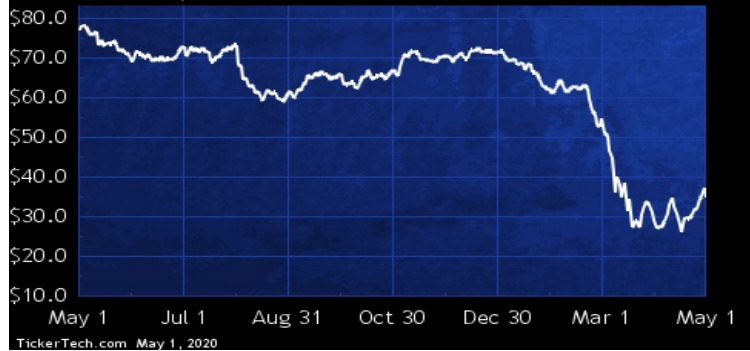
## FINANCIAL

DividendRank	Symbol	Dividend	Recent Yield*
#1	CMA	Q 2.72	7.80%
#2	CSWC	Q 1.64	12.09%
#3	WHF	Q 1.42	15.06%
#4	BMLP	Q 3.52	10.99%
#5	OMF	Q 1.32	5.45%
#6	HRZN	M 1.20	12.49%
#7	BCSF	Q 1.64	16.14%
#8	FHN	Q 0.60	6.61%
#9	BMO	Q 4.24	5.92%
#10	CGBD	Q 1.48	18.76%

\* (updated 7 hours, 20 minutes ago) Yield calculations vary and may not be reliable nor comparable. Not all publicly traded securities are ranked; data may be incorrect or out of date. Rankings are for informational purposes only and do not constitute advice. [Full disclaimer](#)

## SPOTLIGHT ON: CMA — 7.8% YIELD

### Comerica, Inc.



Comerica is a financial holding company, engaged in lending to and accepting deposits from businesses and individuals. Co.'s segments are: Business Bank, which provides commercial loans and lines of credit, deposits, cash management, capital market products, international trade finance, letters of credit, foreign exchange management services and loan syndication services; Retail Bank, which provides consumer lending, consumer deposit gathering and mortgage loan origination; and Wealth Management, which provides products and services consisting of fiduciary services, private banking, retirement services, investment management and advisory services, investment banking and brokerage services.

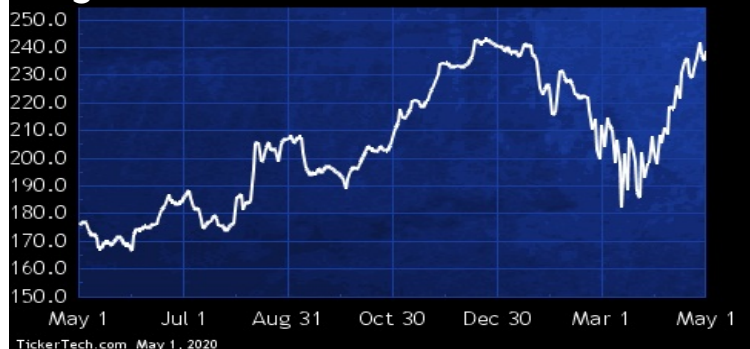
## HEALTHCARE

DividendRank	Symbol	Dividend	Recent Yield*
#1	AMGN	Q 6.40	2.68%
#2	PFE	Q 1.52	3.96%
#3	SNY	A 1.75	3.74%
#4	GILD	Q 2.72	3.24%
#5	JNJ	Q 4.04	2.69%
#6	MMM	Q 5.88	3.87%
#7	PMD	Q 0.72	12.00%
#8	CAH	Q 1.92	3.89%
#9	MDT	Q 2.16	2.21%
#10	ELAT	Q 2.50	5.43%

\* (updated 7 hours, 20 minutes ago) Yield calculations vary and may not be reliable nor comparable. Not all publicly traded securities are ranked; data may be incorrect or out of date. Rankings are for informational purposes only and do not constitute advice. [Full disclaimer](#)

## SPOTLIGHT ON: AMGN — 2.7% YIELD

### Amgen Inc



Amgen is a biotechnology company that discovers, develops, manufactures and delivers human therapeutics. Co.'s products include: Enbrel® (etanercept), which is used in indications for the treatment of adult patients with moderately to severely active rheumatoid arthritis, patients with chronic moderate-to-severe plaque psoriasis who are candidates for systemic therapy or phototherapy and patients with active psoriatic arthritis; and Prolia® (denosumab), which is used for the treatment of postmenopausal women with osteoporosis at high risk of fracture or multiple risk factors for fracture, or patients who have failed or are intolerant to other available osteoporosis therapy.

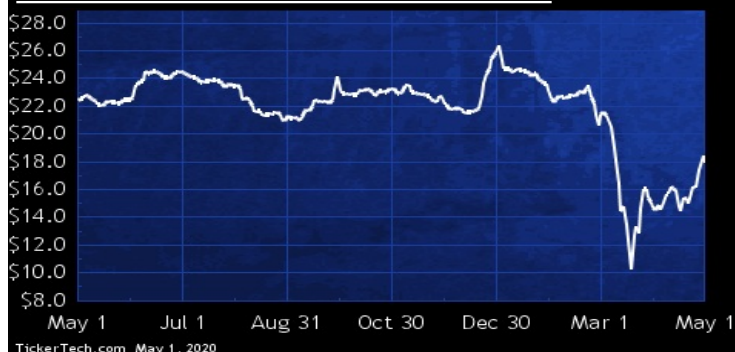
## INDUSTRIAL

DividendRank	Symbol	Dividend	Recent Yield*
#1	WLKP	Q 1.89	10.49%
#2	MSM	Q 3.00	5.03%
#3	SOI	Q 0.42	6.14%
#4	FF	Q 0.24	2.31%
#5	SWP	Q 5.38	6.71%
#6	CC	Q 1.00	8.53%
#7	LYB	Q 4.20	7.25%
#8	APOG	Q 0.75	3.67%
#9	SNA	Q 4.32	3.32%
#10	ADES	Q 1.00	13.46%

\* (updated 7 hours, 20 minutes ago) Yield calculations vary and may not be reliable nor comparable. Not all publicly traded securities are ranked; data may be incorrect or out of date. Rankings are for informational purposes only and do not constitute advice. [Full disclaimer](#)

## SPOTLIGHT ON: WLKP — 10.5% YIELD

### Westlake Chemical Partners LP



Westlake Chemical Partners is a limited partnership that operates, acquires and develops ethylene production facilities and related assets. Co.'s business and operations are conducted through Westlake Chemical OpCo LP (OpCo). OpCo sells ethylene to Westlake Chemical Corporation (Westlake) and others, as well as co-products of ethylene production, including propylene, crude butadiene, pyrolysis gasoline and hydrogen. OpCo owns ethylene production facilities at Westlake's Lake Charles, LA and Calvert City, KY sites, and a common carrier ethylene pipeline that runs from Mont Belvieu, TX to Westlake's Longview, TX facility.

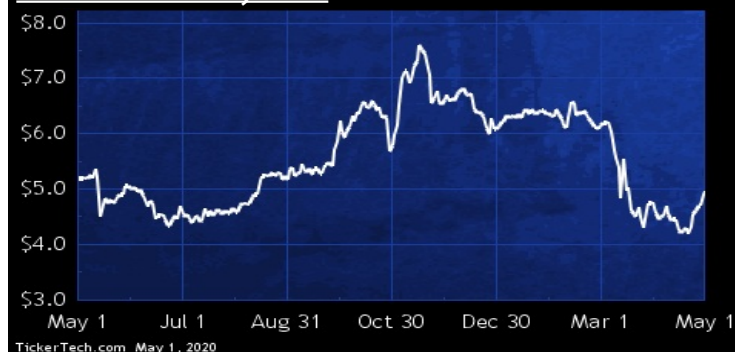
## MANUFACTURING

DividendRank	Symbol	Dividend	Recent Yield*
#1	CRWS	Q 0.32	6.44%
#2	HOFT	Q 0.64	4.27%
#3	IEP	Q 8.00	15.40%
#4	BSET	Q 0.50	7.31%
#5	RL	Q 2.75	3.73%
#6	WNC	Q 0.32	3.90%
#7	CULP	Q 0.42	5.91%
#8	MGA	Q 1.60	4.10%
#9	TPR	Q 1.35	9.07%
#10	GM	Q 1.52	6.82%

\* (updated 7 hours, 20 minutes ago) Yield calculations vary and may not be reliable nor comparable. Not all publicly traded securities are ranked; data may be incorrect or out of date. Rankings are for informational purposes only and do not constitute advice. [Full disclaimer](#)

## SPOTLIGHT ON: CRWS — 6.4% YIELD

### Crown Crafts, Inc.



Crown Crafts operates indirectly through its wholly-owned subsidiaries, Sassy Baby, Inc., NoJo Baby & Kids, Inc., and Carousel Designs, LLC, in the infant, toddler and juvenile products segment within the consumer products industry. The infant, toddler and juvenile products segment consists of infant and toddler bedding and blankets, bibs, soft bath products, disposable products, developmental toys and accessories. Co.'s products are sold directly to retailers, which are primarily mass merchants, mid-tier retailers, juvenile specialty stores, value channel stores, grocery and drug stores, restaurants, wholesale clubs and internet-based retailers, as well as directly to consumers.

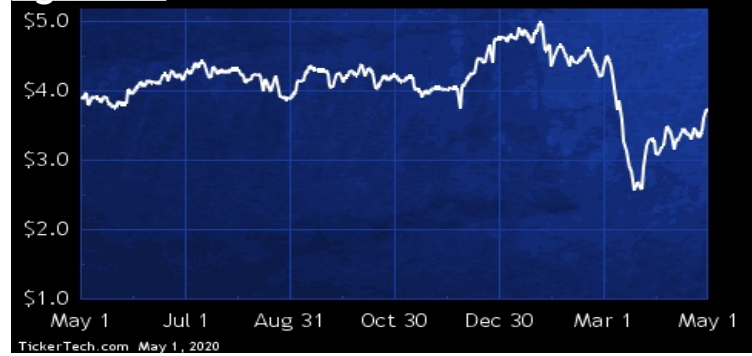
## MATERIALS

DividendRank	Symbol	Dividend	Recent Yield*
#1	<a href="#">LND</a>	A 0.22	5.99%
#2	<a href="#">UFS</a>	Q 1.82	7.79%
#3	<a href="#">UAN</a>	Q 0.28	28.57%
#4	<a href="#">DOW</a>	Q 2.80	7.63%
#5	<a href="#">IP</a>	Q 2.05	5.99%
#6	<a href="#">WRK</a>	Q 1.86	5.78%
#7	<a href="#">SWM</a>	Q 1.76	5.46%
#8	<a href="#">AVY</a>	Q 2.32	2.10%
#9	<a href="#">NTR</a>	Q 1.80	5.04%
#10	<a href="#">EVA</a>	Q 2.70	7.80%

\* (updated 7 hours, 20 minutes ago) Yield calculations vary and may not be reliable nor comparable. Not all publicly traded securities are ranked; data may be incorrect or out of date. Rankings are for informational purposes only and do not constitute advice. [Full disclaimer](#)

## SPOTLIGHT ON: LND — 6.0% YIELD

### Brasilagro Cia Brasileira De Propriedades Agricolas



BrasilAgro - Companhia Brasileira de Propriedades Agricolas is focused on the acquisition, development and exploration of agricultural properties. All of Co.'s sales are to clients located in Brazil. Co. has five segments, namely: real estate, which presents the P&L from operations carried out in its subsidiaries; grains, which is engaged in the production and sale of soybean and corn; sugarcane, which includes the sale of the raw product; cattle raising, which consists of producing and selling beef calves after weaning, characterizing the activity as breeding and fattening of cattle; and cotton, which is engaged primarily in the production and sale of cotton lint and seed.

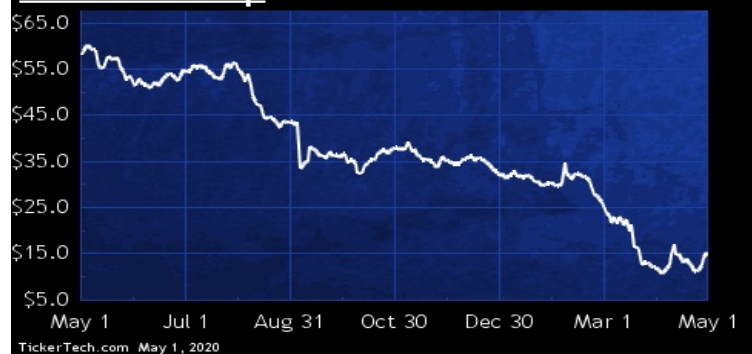
## MEDIA

DividendRank	Symbol	Dividend	Recent Yield*
#1	<a href="#">MDP</a>	Q 2.38	16.05%
#2	<a href="#">SJR</a>	M 1.19	5.15%
#3	<a href="#">EDUC</a>	Q 0.20	4.00%
#4	<a href="#">TPCO</a>	Q 1.00	11.67%
#5	<a href="#">TSQ</a>	Q 0.30	6.12%
#6	<a href="#">EVC</a>	Q 0.20	13.70%
#7	<a href="#">AHC</a>	Q 0.32	20.65%
#8	<a href="#">PSO</a>	S 0.35	5.97%
#9	<a href="#">IPG</a>	Q 1.02	6.01%
#10	<a href="#">NXST</a>	Q 2.24	3.20%

\* (updated 7 hours, 20 minutes ago) Yield calculations vary and may not be reliable nor comparable. Not all publicly traded securities are ranked; data may be incorrect or out of date. Rankings are for informational purposes only and do not constitute advice. [Full disclaimer](#)

## SPOTLIGHT ON: MDP — 16.1% YIELD

### Meredith Corp



Meredith is a media company. Co. is engaged in providing consumers with content and delivering the messages of its advertising and marketing partners. Co. operates two business segments: national media and local media. Co.'s national media segment includes national consumer media brands delivered via multiple media platforms including print magazines, digital and mobile media, brand licensing activities, database-related activities, affinity marketing, and business-to-business marketing products and services. Co.'s local media segment consists of television stations located across the United States in markets with related digital and mobile media assets.

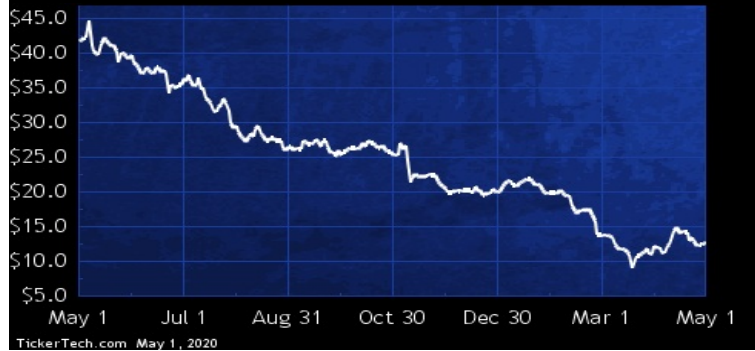
## METALS & MINING

DividendRank	Symbol	Dividend	Recent Yield*
#1	<a href="#">NRP</a>	Q 1.80	14.12%
#2	<a href="#">ARCH</a>	Q 2.00	6.85%
#3	<a href="#">HCC</a>	Q 0.20	1.59%
#4	<a href="#">TX</a>	A 1.20	8.83%
#5	<a href="#">CLF</a>	Q 0.24	5.48%
#6	<a href="#">ATUSF</a>	Q 0.20	2.29%
#7	<a href="#">STLD</a>	Q 1.00	4.12%
#8	<a href="#">KALU</a>	Q 2.68	3.71%
#9	<a href="#">RS</a>	Q 2.50	2.79%
#10	<a href="#">TECK</a>	Q 0.20	1.61%

\* (updated 7 hours, 20 minutes ago) Yield calculations vary and may not be reliable nor comparable. Not all publicly traded securities are ranked; data may be incorrect or out of date. Rankings are for informational purposes only and do not constitute advice. [Full disclaimer](#)

## SPOTLIGHT ON: NRP – 14.1% YIELD

### Natural Resource Partners LP



Natural Resource Partners owns, manages and leases a portfolio of mineral properties, including interests in coal, soda ash from trona and other natural resources. Co. has two segments: coal royalty and other, which consists primarily of coal royalty properties and coal related transportation and processing assets; and soda ash, which, via Ciner Resources LP, Co.'s operating partner, mines trona, processes it into soda ash, and distributes the soda ash both domestically and internationally into the glass and chemicals industries. Co.'s operations are conducted through its NRP (Operating) LLC subsidiary, and its operating assets are owned by its subsidiaries.

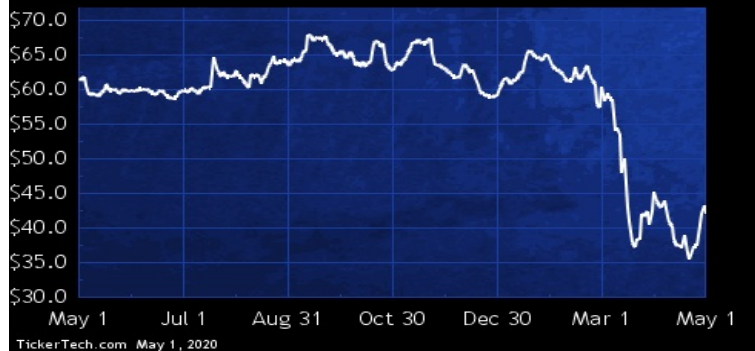
## REAL ESTATE

DividendRank	Symbol	Dividend	Recent Yield*
#1	<a href="#">CTO</a>	Q 1.00	2.38%
#2	<a href="#">ACRE</a>	Q 1.32	17.03%
#3	<a href="#">CMO</a>	Q 0.60	11.56%
#4	<a href="#">XIN</a>	Q 0.40	15.38%
#5	<a href="#">BPY</a>	Q 1.33	14.21%
#6	<a href="#">RIOCF</a>	M 1.44	8.90%
#7	<a href="#">EPR</a>	M 4.59	15.60%
#8	<a href="#">XHR</a>	Q 1.10	11.34%
#9	<a href="#">STWD</a>	Q 1.92	14.84%
#10	<a href="#">AFIN</a>	M 0.85	11.02%

\* (updated 7 hours, 20 minutes ago) Yield calculations vary and may not be reliable nor comparable. Not all publicly traded securities are ranked; data may be incorrect or out of date. Rankings are for informational purposes only and do not constitute advice. [Full disclaimer](#)

## SPOTLIGHT ON: CTO – 2.4% YIELD

### Consolidated-Tomoka Land Co.



Consolidated-Tomoka Land is a real estate operating company. Co. owns and manages, sometimes utilizing third-party property management companies, commercial real estate properties in various states. Co. owns single-tenant and multi-tenant properties. Co. also owns and manages a portfolio of undeveloped land in the City of Daytona Beach, FL. Co. owns the LPGA International Golf Club, which is managed by a third party. Co. also leases some of its land for billboards, has agricultural operations that are managed by a third party, which consist of leasing land for hay production and timber harvesting, and owns and manages subsurface interests.



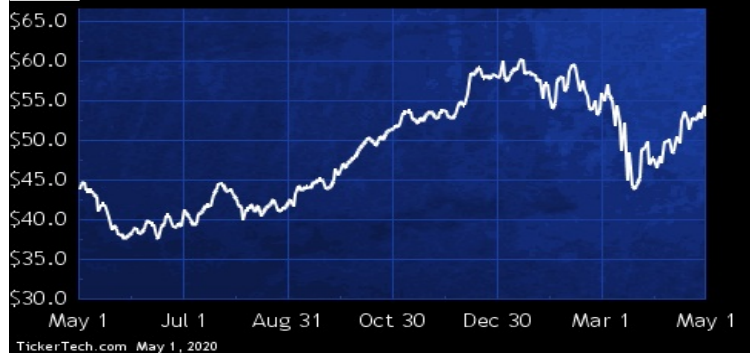
## TECHNOLOGY

DividendRank	Symbol	Dividend	Recent Yield*
#1	TSM	Q 1.66	3.13%
#2	ATHM	A 0.77	0.94%
#3	XRX	Q 1.00	5.47%
#4	HPE	Q 0.48	4.77%
#5	NLOK	Q 0.50	2.35%
#6	DXC	Q 0.84	4.63%
#7	TXN	Q 3.60	3.10%
#8	ITRN	Q 0.96	5.42%
#9	JNPR	Q 0.80	3.70%
#10	ALOT	Q 0.28	3.98%

\* (updated 7 hours, 20 minutes ago) Yield calculations vary and may not be reliable nor comparable. Not all publicly traded securities are ranked; data may be incorrect or out of date. Rankings are for informational purposes only and do not constitute advice. [Full disclaimer](#)

## SPOTLIGHT ON: TSM – 3.1% YIELD

### Taiwan Semiconductor Manufacturing Co., Ltd.



Taiwan Semiconductor Manufacturing is a foundry in the semiconductor industry which engages mainly in the manufacturing, selling, packaging, testing and computer-aided design of integrated circuits and other semiconductor devices and the manufacturing of masks.

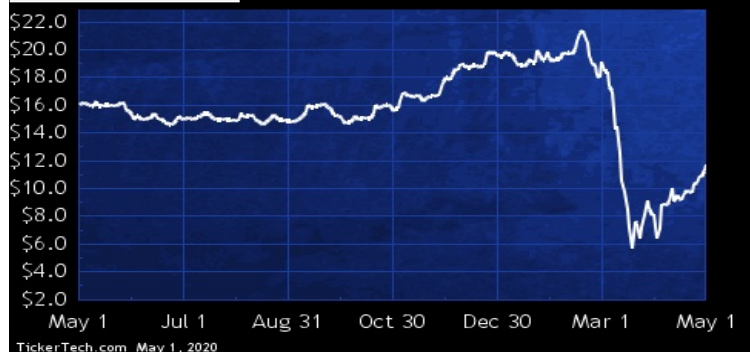
## TRANSPORTATION

DividendRank	Symbol	Dividend	Recent Yield*
#1	FTAI	Q 1.32	11.22%
#2	ATCO	Q 0.50	6.70%
#3	GMLP	Q 0.08	2.78%
#4	ALK	Q 1.50	4.61%
#5	AL	Q 0.60	2.29%
#6	GBX	Q 1.08	6.36%
#7	PAC	Q 8.65	13.95%
#8	USDP	Q 0.44	13.83%
#9	PATI	Q 0.60	6.71%
#10	NAT	Q 0.56	9.30%

\* (updated 7 hours, 20 minutes ago) Yield calculations vary and may not be reliable nor comparable. Not all publicly traded securities are ranked; data may be incorrect or out of date. Rankings are for informational purposes only and do not constitute advice. [Full disclaimer](#)

## SPOTLIGHT ON: FTAI – 11.2% YIELD

### Fortress Transportation & Infrastructure Investors LLC



Fortress Transportation and Infrastructure Investors, through its subsidiary, is engaged in the acquiring, managing and disposing of transportation and transportation-related infrastructure and equipment assets. Co. invests across four market sectors: aviation, energy, intermodal transport and rail. Co.'s operations consist of two primary business units: Infrastructure and Equipment Leasing. Co.'s Infrastructure Business acquires long-lived assets that provide services or functions to transportation networks. Co.'s Equipment Leasing Business acquires assets that are designed to carry cargo or people or provide functionality to transportation infrastructure.

Preferreds: [FTAI.PRA](#), [FTAI.PRB](#)

## TRAVEL & ENTERTAINMENT

DividendRank	Symbol	Dividend	Recent Yield*
#1	<a href="#">RCL</a>	Q 3.12	6.67%
#2	<a href="#">IGT</a>	Q 0.80	10.61%
#3	<a href="#">CAKE</a>	Q 1.44	6.46%
#4	<a href="#">CUK</a>	Q 2.00	14.37%
#5	<a href="#">CCL</a>	Q 2.00	12.58%
#6	<a href="#">MGM</a>	Q 0.60	3.57%
#7	<a href="#">CNK</a>	Q 1.44	10.08%
#8	<a href="#">RUTH</a>	Q 0.60	5.33%
#9	<a href="#">BLMN</a>	Q 0.80	6.64%
#10	<a href="#">STAY</a>	Q 0.92	8.46%

\* (updated 7 hours, 20 minutes ago) Yield calculations vary and may not be reliable nor comparable. Not all publicly traded securities are ranked; data may be incorrect or out of date. Rankings are for informational purposes only and do not constitute advice. [Full disclaimer](#)

## SPOTLIGHT ON: RCL — 6.7% YIELD



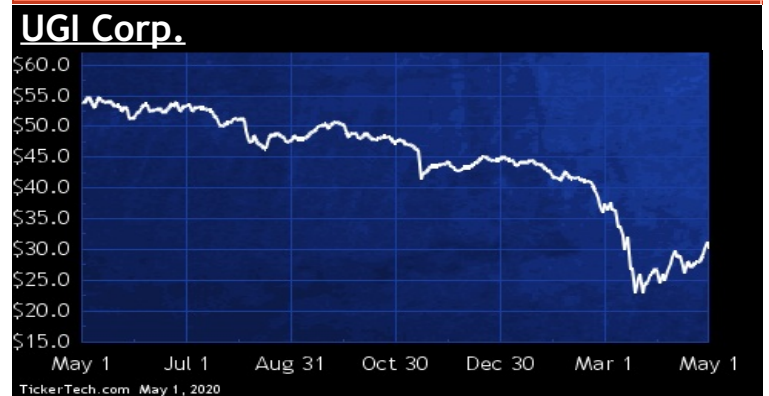
Royal Caribbean Cruises is a cruise company. Co. controls and operates four cruise brands: Royal Caribbean International, Celebrity Cruises, Azamara and Silversea Cruises. Co. also owns a joint venture interest in the German brand TUI Cruises, and an interest in the Spanish brand Pullmantur. Co.'s cruise brands provide a range of onboard services, amenities and activities, including gaming, the sale of alcoholic and other beverages, internet and other telecommunication services, gift shop items, shore excursions, photography, spa/salon and fitness services, art auctions, retail shops and a variety of restaurants and dining options.

## UTILITIES

DividendRank	Symbol	Dividend	Recent Yield*
#1	<a href="#">UGI</a>	Q 1.32	4.37%
#2	<a href="#">SPKE</a>	Q 0.72	10.04%
#3	<a href="#">AY</a>	Q 1.64	6.85%
#4	<a href="#">BCE</a>	Q 2.38	5.90%
#5	<a href="#">VIV</a>	Q 1.02	12.14%
#6	<a href="#">AQN</a>	Q 0.56	4.07%
#7	<a href="#">DTP</a>	Q 3.12	7.48%
#8	<a href="#">I</a>	Q 2.08	6.83%
#9	<a href="#">ETRN</a>	Q 0.60	7.16%
#10	<a href="#">NRG</a>	Q 1.20	3.58%

\* (updated 7 hours, 20 minutes ago) Yield calculations vary and may not be reliable nor comparable. Not all publicly traded securities are ranked; data may be incorrect or out of date. Rankings are for informational purposes only and do not constitute advice. [Full disclaimer](#)

## SPOTLIGHT ON: UGI — 4.4% YIELD



UGI is a holding company. Through its subsidiaries and affiliates, Co. distributes, stores, transports and markets energy products and related services. Co.'s segments are: AmeriGas Propane, which distributes propane and sells, installs, and services propane appliances, including heating systems; UGI International, which includes liquefied petroleum gas distribution businesses and energy marketing business; Midstream and Marketing, which includes energy-related businesses that conduct energy marketing in the Mid-Atlantic region of the United States; and UGI Utilities, which consists of the regulated natural gas distribution businesses and the regulated electric distribution business.

