

May, 2021 – *DividendRank* Report

<http://www.dividendchannel.com/>

History has shown that the bulk of the stock market's returns are delivered by dividends. Only consistently profitable companies can afford to keep paying dividends, so profitability is of critical importance. And investors shouldn't pay too expensive a price to buy a stock, even if the company itself is strong. So therefore, dividend investors should be most interested in researching the strongest most profitable companies, that also happen to be trading at an attractive valuation.

Each month, Dividend Channel screens through our coverage universe of dividend paying stocks, to look at a variety of data – dividend history & yield, book value, quarterly earnings – and compare it to the stock's trading data to come up with certain calculations about profitability and about the stock's valuation (whether we think it looks "cheap" or "expensive"). Our proprietary DividendRank formula ranks stocks within the following 18 sectors/categories, to identify the top most "interesting" ideas that merit further research.

Business Services & Equipment

Construction

Consumer Goods

Consumer Services

Energy

ETFs & CEFs

Financial

Healthcare

Industrial

Manufacturing

Materials

Media

Metals & Mining

Real Estate

Technology

Transportation

Travel & Entertainment

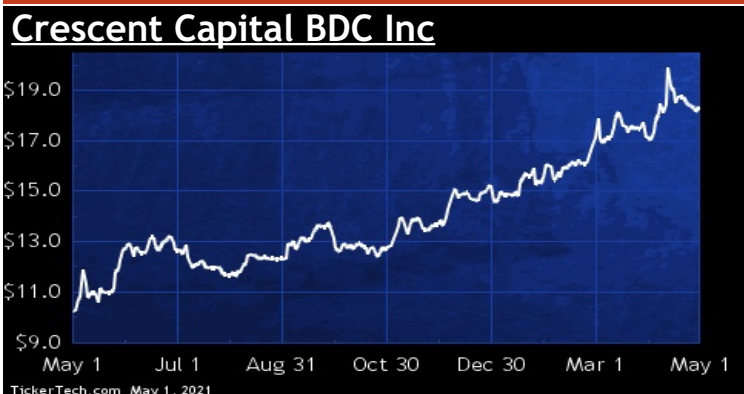
Utilities

BUSINESS SERVICES & EQUIPMENT

DividendRank	Symbol	Dividend	Recent Yield*
#1	CCAP	Q 1.64	8.92%
#2	TRTN	Q 2.28	4.46%
#3	IRM	Q 2.47	6.14%
#4	MGRC	Q 1.74	2.12%
#5	HCSG	Q 0.83	2.77%
#6	RMR	Q 1.52	3.81%
#7	RGP	Q 0.56	3.97%
#8	RHI	Q 1.52	1.71%
#9	KFRC	Q 0.92	1.64%
#10	NEWT	Q 2.00	7.14%

* (updated Friday, April 30, 2:00 AM) Yield calculations vary and may not be reliable nor comparable. Not all publicly traded securities are ranked; data may be incorrect or out of date. Rankings are for informational purposes only and do not constitute advice. [Full disclaimer](#)

SPOTLIGHT ON: CCAP — 8.9% YIELD



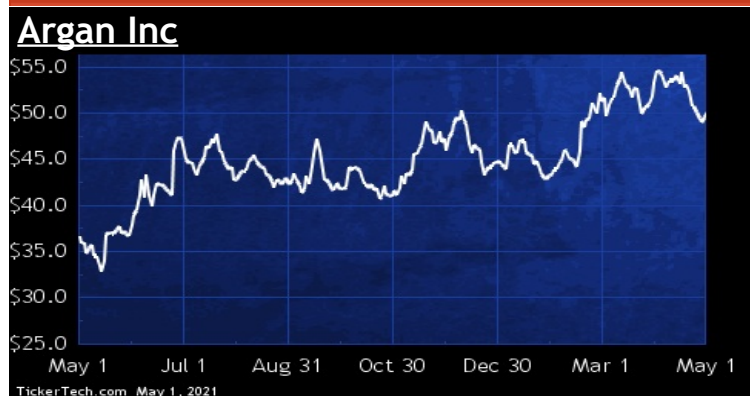
Crescent Capital BDC is an externally managed, closed-end, non-diversified management investment company. Co.'s primary investment objective is to maximize the total return to its stockholders in the form of current income and capital appreciation through debt and related equity investments.

CONSTRUCTION

DividendRank	Symbol	Dividend	Recent Yield*
#1	AGX	Q 1.00	2.02%
#2	KBH	Q 0.60	1.21%
#3	HEES	Q 1.10	2.70%
#4	TOL	Q 0.68	1.06%
#5	DHI	Q 0.80	0.79%
#6	LEN	Q 1.00	0.95%
#7	PRIM	Q 0.24	0.72%
#8	FIX	Q 0.46	0.56%
#9	IBP	Q 1.20	0.88%
#10	PHM	Q 0.56	0.94%

* (updated Friday, April 30, 2:00 AM) Yield calculations vary and may not be reliable nor comparable. Not all publicly traded securities are ranked; data may be incorrect or out of date. Rankings are for informational purposes only and do not constitute advice. [Full disclaimer](#)

SPOTLIGHT ON: AGX — 2.0% YIELD



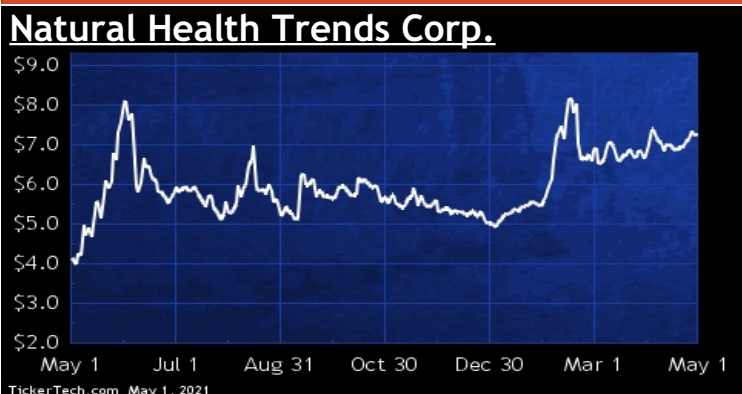
Argan is a holding company. Through its subsidiaries, Co. provides a range of engineering, procurement, construction, commissioning, operations management, maintenance, project development, technical and consulting services to the power generation and renewable energy markets. Co.'s segments are: Power Industry Services, which provides engineering, procurement and construction contracting and other services to the owners of alternative energy facilities; Industrial Fabrication and Field Services, which provides industrial field services and fabricates steel pipe and vessel; and Telecommunications Infrastructure Services, which provides technology wiring and utility construction solutions.

CONSUMER GOODS

DividendRank	Symbol	Dividend	Recent Yield*
#1	NHTC	Q 0.80	11.06%
#2	BTI	Q 2.98	7.99%
#3	UVV	Q 3.08	5.43%
#4	BGFV	Q 0.60	3.22%
#5	RGR	Q 2.84	4.28%
#6	WBA	Q 1.87	3.55%
#7	BKE	Q 1.32	3.02%
#8	KHC	Q 1.60	3.84%
#9	ACCO	Q 0.26	2.98%
#10	ABEV	A 0.01	0.49%

* (updated Friday, April 30, 2:00 AM) Yield calculations vary and may not be reliable nor comparable. Not all publicly traded securities are ranked; data may be incorrect or out of date. Rankings are for informational purposes only and do not constitute advice. [Full disclaimer](#)

SPOTLIGHT ON: NHTC – 11.1% YIELD



Natural Health Trends is a direct-selling and e-commerce company. Co. provides a line of NHT Global branded products in various categories, including: wellness, which includes targeted nutrition for joint health, antioxidant support, digestive health, heart health, vision health, immune support and cellular health, which are in liquid, encapsulated, tableted and powder dietary and nutritional supplements, vitamins and minerals; herbal, which includes herbal supplements formulated incorporating ingredients found in Chinese medicine; beauty, which includes cleansers, creams, lotions, serums and toners; and lifestyle, which includes weight management and energy enhancing supplements.

CONSUMER SERVICES

DividendRank	Symbol	Dividend	Recent Yield*
#1	BEDU	A 0.12	2.07%
#2	GHC	Q 6.04	0.94%
#3	STRA	Q 2.40	3.07%
#4	SCI	Q 0.84	1.55%
#5	CSV	Q 0.40	1.06%
#6	MNRO	Q 0.88	1.23%

* (updated Friday, April 30, 2:00 AM) Yield calculations vary and may not be reliable nor comparable. Not all publicly traded securities are ranked; data may be incorrect or out of date. Rankings are for informational purposes only and do not constitute advice. [Full disclaimer](#)

SPOTLIGHT ON: BEDU – 2.1% YIELD



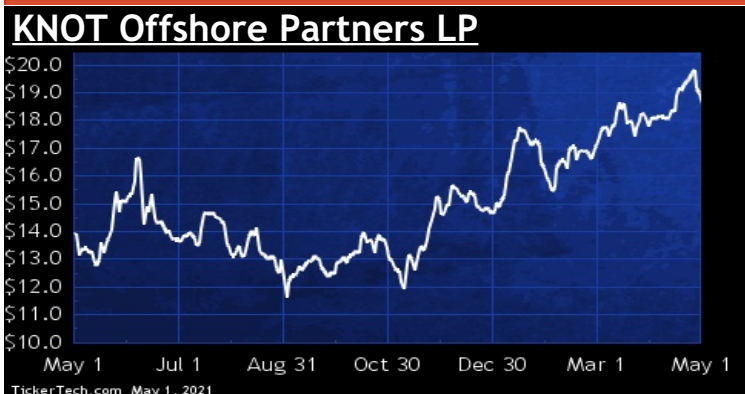
Bright Scholar Education Holdings is a holding company. Through its subsidiaries, Co. is engaged in the provision of private fundamental education and complementary education services including kindergarten, primary, middle, high school and international schools in the People's Republic of China, and education programs and services including independent schools and colleges in United Kingdom, the United States and Canada. Co. provides a range of internationally-accredited curricula in its international schools. Co. tailors the delivery of coursework to support learning outcomes for Co.'s students and prepare them for higher education overseas.

ENERGY

DividendRank	Symbol	Dividend	Recent Yield*
#1	KNOP	Q 2.08	10.95%
#2	TRMD	S 1.70	19.06%
#3	KMI	Q 1.08	6.25%
#4	PBR	A 0.29	3.34%
#5	PBA	M 2.52	8.13%
#6	CEQP	Q 2.50	8.01%
#7	ENB	Q 2.63	6.82%
#8	CNQ	Q 1.88	6.12%
#9	PSXP	Q 3.50	9.72%
#10	TOT	Q 3.09	6.84%

* (updated Friday, April 30, 2:00 AM) Yield calculations vary and may not be reliable nor comparable. Not all publicly traded securities are ranked; data may be incorrect or out of date. Rankings are for informational purposes only and do not constitute advice. [Full disclaimer](#)

SPOTLIGHT ON: KNOP – 10.9% YIELD



KNOT Offshore Partners is a limited partnership formed to own, operate and acquire shuttle tankers under long-term charters, which Co. defines as charters of five years or more.

ETFS & CEFS

DividendRank	Symbol	Dividend	Recent Yield*
#1	OPP	M 1.90	12.47%
#2	RIV	M 2.04	11.62%
#3	RA	M 2.39	10.89%
#4	JQC	M 0.77	11.53%
#5	VGI	M 1.20	9.85%
#6	GHY	M 1.26	8.34%
#7	THW	M 1.40	8.99%
#8	FSD	M 1.32	8.55%
#9	GGM	M 2.18	10.72%
#10	FTF	M 0.94	10.19%

* (updated Friday, April 30, 2:00 AM) Yield calculations vary and may not be reliable nor comparable. Not all publicly traded securities are ranked; data may be incorrect or out of date. Rankings are for informational purposes only and do not constitute advice. [Full disclaimer](#)

SPOTLIGHT ON: OPP – 12.5% YIELD



RiverNorth/DoubleLine Strategic Opportunity is an investment company with an investment objective to seek current income and overall total return. The Fund seeks to achieve its investment objective by allocating its Managed Assets among two principal strategies; under normal market conditions, the Fund may allocate between 10% and 35% of its Managed Assets to the Tactical Closed-End Fund Income Strategy and 65% to 90% of its Managed Assets to the Opportunistic Income Strategy.

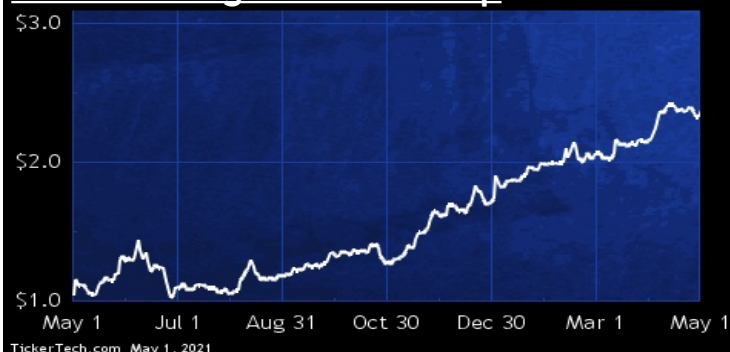
FINANCIAL

DividendRank	Symbol	Dividend	Recent Yield*
#1	PTMN	Q 0.24	10.30%
#2	PSEC	M 0.72	8.81%
#3	FSK	Q 2.40	11.49%
#4	MFC	Q 1.12	5.09%
#5	JEF	Q 0.80	2.41%
#6	OPY	Q 0.48	1.01%
#7	ORI	Q 0.88	3.54%
#8	OCCI	Q 2.12	14.61%
#9	CFFI	Q 1.52	3.64%
#10	SSSS	M 3.00	20.86%

* (updated Friday, April 30, 2:00 AM) Yield calculations vary and may not be reliable nor comparable. Not all publicly traded securities are ranked; data may be incorrect or out of date. Rankings are for informational purposes only and do not constitute advice. [Full disclaimer](#)

SPOTLIGHT ON: PTMN – 10.3% YIELD

Portman Ridge Finance Corp



Portman Ridge Finance is an externally managed, non-diversified closed-end investment company. Co. originates, structures, and invests in secured term loans, bonds or notes and mezzanine debt in privately-held middle market companies but may also invests in other investments such as loans to publicly-traded companies, bonds, and distressed debt securities. Co. also invests in joint ventures and debt and subordinated securities issued by collateralized loan obligation funds. In addition, from time to time Co. may invests in the equity securities of privately held middle market companies and may also receive warrants or options to purchase common stock in connection with its debt investments.

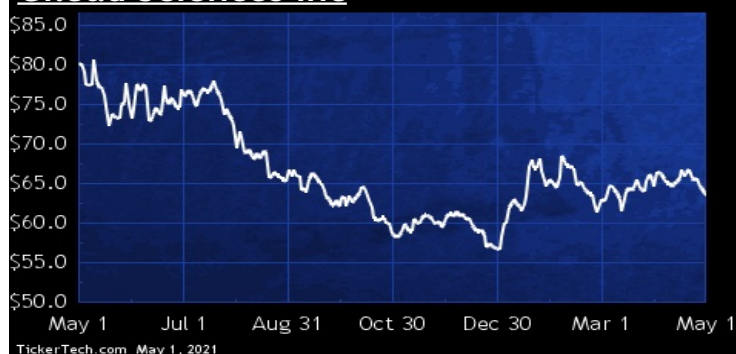
HEALTHCARE

DividendRank	Symbol	Dividend	Recent Yield*
#1	GILD	Q 2.84	4.45%
#2	NVO	S 1.84	2.48%
#3	CI	Q 4.00	1.60%
#4	ABBV	Q 5.20	4.69%
#5	AMGN	Q 7.04	3.00%
#6	ELAT	Q 2.50	5.21%
#7	NVS	A 3.20	3.72%
#8	DGX	Q 2.48	1.89%
#9	CAH	Q 1.94	3.20%
#10	PRGO	Q 0.96	2.28%

* (updated Friday, April 30, 2:00 AM) Yield calculations vary and may not be reliable nor comparable. Not all publicly traded securities are ranked; data may be incorrect or out of date. Rankings are for informational purposes only and do not constitute advice. [Full disclaimer](#)

SPOTLIGHT ON: GILD – 4.5% YIELD

Gilead Sciences Inc



Gilead Sciences is a research-based biopharmaceutical company that discovers, develops and commercializes medicines. Co.'s primary areas of focus include viral diseases, inflammatory diseases and oncology. Co.'s products include: Biktarvy® for the treatment of HIV-1 infection in certain patients; Veklury® (remdesivir), for the treatment of Coronavirus Disease 2019 requiring hospitalization; Epclusa® for the treatment of chronic hepatitis C virus infection; Vemlidy® for the treatment of chronic hepatitis B virus infection in adults with compensated liver disease; Yescarta® (axicabtagene ciloleucel) for the treatment of adult patients with relapsed or refractory large B-cell lymphoma.

INDUSTRIAL

DividendRank	Symbol	Dividend	Recent Yield*
#1	<u>WLKP</u>	Q 1.89	6.95%
#2	<u>HII</u>	Q 4.56	2.14%
#3	<u>LMT</u>	Q 10.40	2.73%
#4	<u>SNA</u>	Q 4.92	2.05%
#5	<u>GD</u>	Q 4.76	2.50%
#6	<u>HUN</u>	Q 0.75	2.55%
#7	<u>WSO</u>	Q 7.80	2.62%
#8	<u>CRH</u>	S 1.86	3.86%
#9	<u>CC</u>	Q 1.00	3.21%
#10	<u>LYB</u>	Q 4.20	3.91%

* (updated Friday, April 30, 2:00 AM) Yield calculations vary and may not be reliable nor comparable. Not all publicly traded securities are ranked; data may be incorrect or out of date. Rankings are for informational purposes only and do not constitute advice. [Full disclaimer](#)

SPOTLIGHT ON: WLKP — 7.0% YIELD



Westlake Chemical Partners is a limited partnership that operates, acquires and develops ethylene production facilities and related assets. Co.'s business and operations are conducted through its subsidiary, Westlake Chemical OpCo LP (OpCo). OpCo sells ethylene to Westlake Chemical Corporation and others, as well as co-products of ethylene production, including propylene, crude butadiene, pyrolysis gasoline and hydrogen.

MANUFACTURING

DividendRank	Symbol	Dividend	Recent Yield*
#1	<u>GPC</u>	Q 3.26	2.59%
#2	<u>MGA</u>	Q 1.72	1.79%
#3	<u>QCOM</u>	Q 2.72	1.91%
#4	<u>PII</u>	Q 2.52	1.83%
#5	<u>HOFT</u>	Q 0.72	1.91%
#6	<u>LCII</u>	Q 3.00	1.99%
#7	<u>HON</u>	Q 3.72	1.66%
#8	<u>IEP</u>	Q 8.00	13.73%
#9	<u>GILT</u>	A 0.63	5.98%
#10	<u>CMI</u>	Q 5.40	2.10%

* (updated Friday, April 30, 2:00 AM) Yield calculations vary and may not be reliable nor comparable. Not all publicly traded securities are ranked; data may be incorrect or out of date. Rankings are for informational purposes only and do not constitute advice. [Full disclaimer](#)

SPOTLIGHT ON: GPC — 2.6% YIELD



Genuine Parts is engaged in the distribution of automotive and industrial replacement parts. Co.'s segments are: Automotive Parts Group, which distributes automotive parts and accessory items and provides inventory, cataloging, marketing, training and other programs to the automotive aftermarket; and Industrial Parts Group, which distributes industrial replacement parts and related supplies such as bearings, mechanical and electrical power transmission products, industrial automation and robotics, hose, hydraulic and pneumatic components, industrial and safety supplies and material handling products to maintenance, repair and operation and original equipment manufacturer customers.

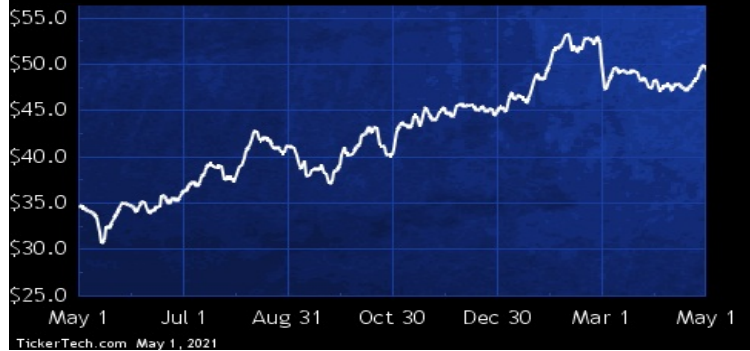
MATERIALS

DividendRank	Symbol	Dividend	Recent Yield*
#1	EVA	Q 3.14	6.28%
#2	DSWL	S 0.18	4.64%
#3	WFG	Q 0.80	1.03%
#4	DOW	Q 2.80	4.37%
#5	ALCO	Q 0.72	2.39%
#6	GLT	Q 0.54	3.57%
#7	PKG	Q 4.00	2.67%
#8	NP	Q 1.88	3.53%
#9	ANDE	Q 0.70	2.43%
#10	TG	Q 0.48	3.24%

* (updated Friday, April 30, 2:00 AM) Yield calculations vary and may not be reliable nor comparable. Not all publicly traded securities are ranked; data may be incorrect or out of date. Rankings are for informational purposes only and do not constitute advice. [Full disclaimer](#)

SPOTLIGHT ON: EVA — 6.3% YIELD

Enviva Partners LP



Enviva Partners procures wood fiber and processes it into utility-grade wood pellets and load the finished wood pellets into railcars, trucks and barges for transportation to deep-water marine terminals, where they are received, stored and loaded onto oceangoing vessels for delivery under long-term, take-or-pay off-take contracts to Co.'s customers principally in the United Kingdom, Europe and Japan. Co. owns and operates industrial-scale production plants located in the Mid-Atlantic and Gulf Coast regions of the United States. Co.'s product, utility-grade wood pellets, is used as a substitute for coal in both dedicated and co-fired power generation and combined heat and power plants.

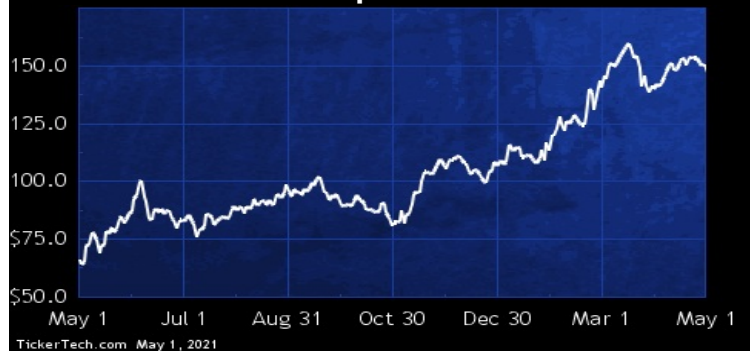
MEDIA

DividendRank	Symbol	Dividend	Recent Yield*
#1	NXST	Q 2.80	1.85%
#2	VIAC	Q 0.96	2.31%
#3	VALU	Q 0.88	2.92%
#4	SJR	M 1.19	4.08%
#5	GTN	Q 0.32	1.57%
#6	IPG	Q 1.08	3.37%
#7	EDUC	Q 0.40	2.18%
#8	AHC	Q 0.16	7.84%
#9	OMC	Q 2.80	3.38%
#10	CMCSA	Q 1.00	1.77%

* (updated Friday, April 30, 2:00 AM) Yield calculations vary and may not be reliable nor comparable. Not all publicly traded securities are ranked; data may be incorrect or out of date. Rankings are for informational purposes only and do not constitute advice. [Full disclaimer](#)

SPOTLIGHT ON: NXST — 1.9% YIELD

Nexstar Media Group Inc



Nexstar Media Group is a television broadcasting and digital media company focused on the acquisition, development and operation of television stations and interactive community websites and digital media services. The stations provide over-the-air programming. This programming includes programs produced by networks with which the stations are affiliated; programs that the stations produce; and first-run and rerun syndicated programs that the stations acquire. Co.'s digital media businesses provide digital publishing and content management platform, digital video advertising platform, social media advertising platform and other digital media solutions to media publishers and advertisers.

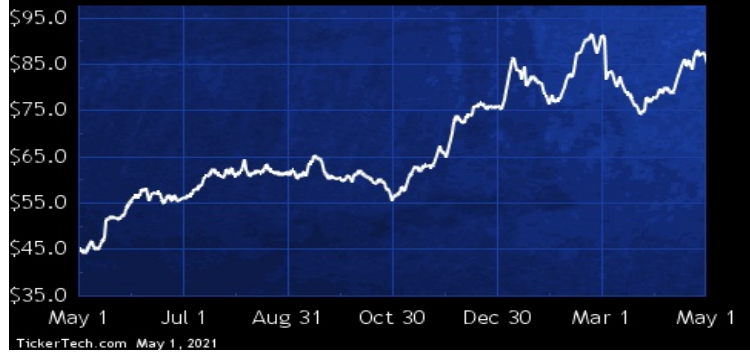
METALS & MINING

DividendRank	Symbol	Dividend	Recent Yield*
#1	RIO	S 6.18	7.06%
#2	GGB	Q 0.09	1.39%
#3	NEM	Q 2.20	3.53%
#4	AUJ	Q 0.10	2.27%
#5	CMCL	Q 0.48	3.38%
#6	SCCO	Q 2.80	3.89%
#7	DRD	S 0.52	5.08%
#8	GFI	S 0.43	4.56%
#9	SCHN	Q 0.75	1.58%
#10	NRP	Q 1.80	10.42%

* (updated Friday, April 30, 2:00 AM) Yield calculations vary and may not be reliable nor comparable. Not all publicly traded securities are ranked; data may be incorrect or out of date. Rankings are for informational purposes only and do not constitute advice. [Full disclaimer](#)

SPOTLIGHT ON: RIO — 7.1% YIELD

Rio Tinto Plc



Rio Tinto is engaged in finding, mining and processing mineral resources. Co.'s major products are aluminium, copper, diamonds, gold, industrial minerals (borates, titanium dioxide and salt), iron ore and uranium. Co.'s four product groups include Iron Ore, Aluminium, Copper & Diamonds, and Energy & Minerals. Co. owns and operates the Oyu Tolgoi underground project in Mongolia, the Resolution Copper Project in Arizona, United States, the Gudai-Darri project and the Winu project in Western Australia, Australia, the Simandou project in Guinea, and the Jadar project in Serbia.

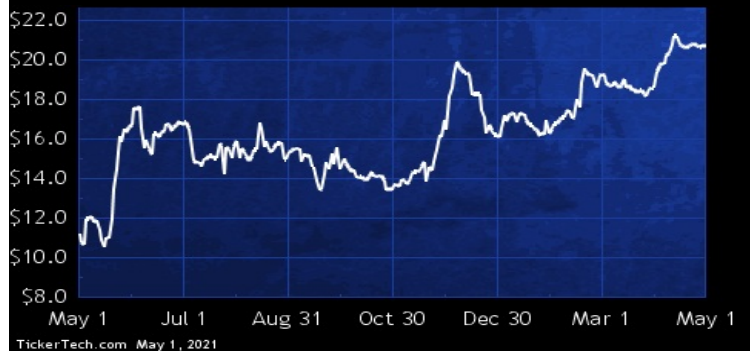
REAL ESTATE

DividendRank	Symbol	Dividend	Recent Yield*
#1	NREF	Q 1.90	9.13%
#2	PMT	Q 1.88	9.36%
#3	ORCC	Q 1.24	8.55%
#4	CMO	Q 0.60	9.32%
#5	ACRE	Q 1.32	8.94%
#6	LFT	Q 0.36	9.55%
#7	EARN	Q 1.12	8.99%
#8	FSP	Q 0.36	6.65%
#9	SACH	Q 0.48	9.39%
#10	CXP	Q 0.84	4.63%

* (updated Friday, April 30, 2:00 AM) Yield calculations vary and may not be reliable nor comparable. Not all publicly traded securities are ranked; data may be incorrect or out of date. Rankings are for informational purposes only and do not constitute advice. [Full disclaimer](#)

SPOTLIGHT ON: NREF — 9.1% YIELD

NexPoint Real Estate Finance Inc



Nexpoint Real Estate Finance operates as a commercial real estate finance company. Co. invests in mortgage and mezzanine loans, equities, commercial real estate properties, and mortgage backed securities.

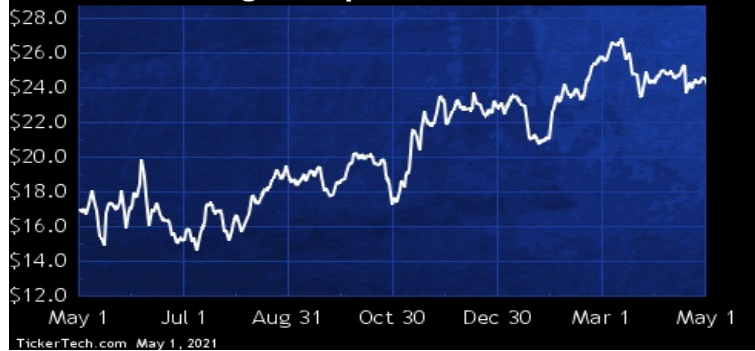
TECHNOLOGY

DividendRank	Symbol	Dividend	Recent Yield*
#1	XRX	Q 1.00	4.06%
#2	MNDO	A 0.26	9.06%
#3	TAIT	Q 0.16	3.86%
#4	CWEN	Q 1.30	4.44%
#5	DOX	Q 1.44	1.85%
#6	TXN	Q 4.08	2.20%
#7	INTC	Q 1.39	2.39%
#8	ADP	Q 3.72	1.97%
#9	IBM	Q 6.56	4.55%
#10	STX	Q 2.68	2.77%

* (updated Friday, April 30, 2:00 AM) Yield calculations vary and may not be reliable nor comparable. Not all publicly traded securities are ranked; data may be incorrect or out of date. Rankings are for informational purposes only and do not constitute advice. [Full disclaimer](#)

SPOTLIGHT ON: XRX — 4.1% YIELD

Xerox Holdings Corp



Xerox is a workplace technology company. Co.'s business areas are: Workplace Solutions, which includes Entry and Mid-Range product groups that share technology, manufacturing and product platforms; Graphic Communications and Production Solutions, which provides high-volume printing requirements to customers in the graphic communications, in-plant and production print environments; Xerox Services, which includes a continuum of solutions and services and provides Intelligent Workplace Services and a range of Digital Services that utilize Co.'s software capabilities in Workflow Automation, Personalization and Communication Software, Content Management Solutions, and Digitization Services.

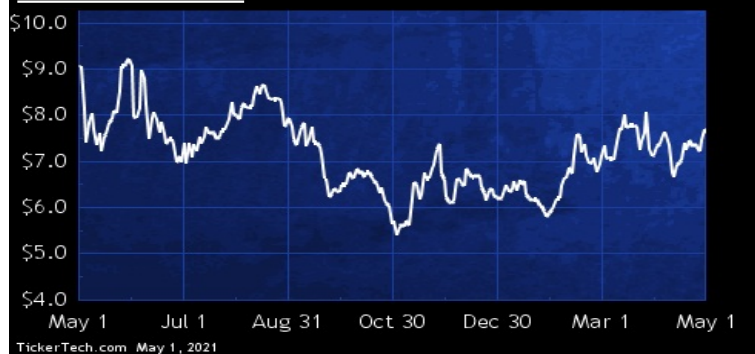
TRANSPORTATION

DividendRank	Symbol	Dividend	Recent Yield*
#1	FRO	Q 2.00	25.97%
#2	FTAI	Q 1.32	4.41%
#3	NAT	Q 0.08	2.35%
#4	EURN	Q 0.12	1.38%
#5	RTL	Q 0.80	6.95%
#6	CMRE	Q 0.40	3.81%
#7	MATX	Q 0.92	1.39%
#8	AL	Q 0.64	1.34%
#9	SNDR	Q 0.28	1.16%
#10	TRN	Q 0.84	2.95%

* (updated Friday, April 30, 2:00 AM) Yield calculations vary and may not be reliable nor comparable. Not all publicly traded securities are ranked; data may be incorrect or out of date. Rankings are for informational purposes only and do not constitute advice. [Full disclaimer](#)

SPOTLIGHT ON: FRO — 26.0% YIELD

Frontline Ltd



Frontline is a holding company. Through its subsidiaries, Co. is engaged primarily in the ownership and operation of oil and product tankers. Co. operates through subsidiaries located in Bermuda, India, Liberia, the Marshall Islands, Norway, the United Kingdom and Singapore. Co. is also involved in the charter, purchase and sale of vessels. Co. operates one reportable segment: tankers. The tankers segment includes crude oil tankers and product tankers. Co. operates oil tankers of two sizes: very large crude carriers and Suezmax tankers.

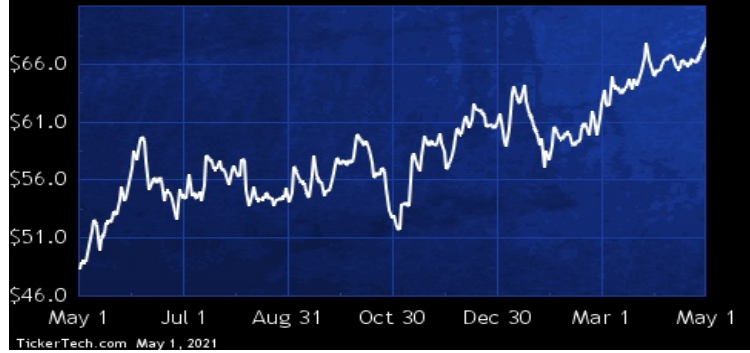
TRAVEL & ENTERTAINMENT

DividendRank	Symbol	Dividend	Recent Yield*
#1	<u>QSR</u>	Q 2.12	3.13%
#2	<u>TACO</u>	Q 0.16	1.33%
#3	<u>WWE</u>	Q 0.48	0.86%
#4	<u>DRI</u>	Q 3.52	2.41%
#5	<u>RICK</u>	Q 0.16	0.23%
#6	<u>TXRH</u>	Q 1.60	1.54%
#7	<u>WEN</u>	Q 0.36	1.59%
#8	<u>CBRL</u>	Q 5.20	3.07%
#9	<u>STAY</u>	Q 0.36	1.82%
#10	<u>YUMC</u>	Q 0.48	0.76%

* (updated Friday, April 30, 2:00 AM) Yield calculations vary and may not be reliable nor comparable. Not all publicly traded securities are ranked; data may be incorrect or out of date. Rankings are for informational purposes only and do not constitute advice. [Full disclaimer](#)

SPOTLIGHT ON: QSR — 3.1% YIELD

Restaurant Brands International Inc



Restaurant Brands International is a holding company. Through its subsidiaries, Co. is engaged as a quick service restaurant (QSR) company with approximately 27,000 restaurants in more than 100 countries and U.S. territories as of Dec. 31, 2020. Co.'s Tim Hortons®, Burger King® and Popeyes® brands have similar franchise business models with complementary daypart mixes and product platforms.

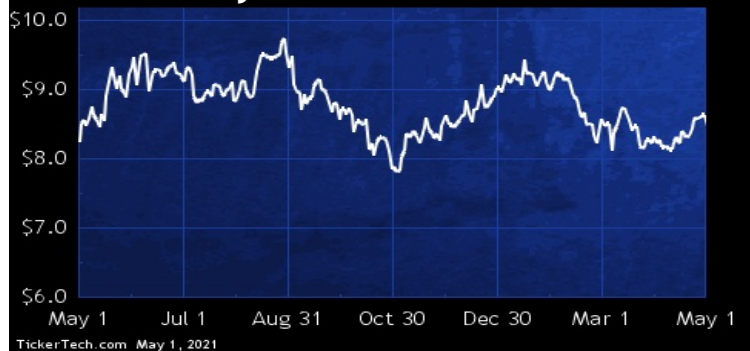
UTILITIES

DividendRank	Symbol	Dividend	Recent Yield*
#1	<u>MBT</u>	Q 0.93	10.81%
#2	<u>SGU</u>	Q 0.57	5.09%
#3	<u>KEN</u>	A 1.86	5.61%
#4	<u>BCE</u>	Q 3.50	7.40%
#5	<u>DTP</u>	Q 3.12	6.15%
#6	<u>AQN</u>	Q 0.62	3.85%
#7	<u>SOLN</u>	Q 3.38	6.48%
#8	<u>NEP</u>	Q 2.55	3.39%
#9	<u>FTS</u>	Q 2.02	4.55%
#10	<u>RGCO</u>	Q 0.74	3.40%

* (updated Friday, April 30, 2:00 AM) Yield calculations vary and may not be reliable nor comparable. Not all publicly traded securities are ranked; data may be incorrect or out of date. Rankings are for informational purposes only and do not constitute advice. [Full disclaimer](#)

SPOTLIGHT ON: MBT — 10.8% YIELD

Mobile TeleSystems PJSC



Mobile TeleSystems is a telecommunications provider in Russia and the Commonwealth of Independent States, providing a range of mobile and fixed line voice and data telecommunications services, including data transfer, broadband, pay-TV and various other services, including Big Data, Internet of Things, cloud services, banking services, e-commerce, as well as selling equipment, accessories and software. Co. has the following reportable segments: Russia convergent, Moscow fixed line, and MTS Bank.

