

October, 2018 – *DividendRank* Report

<http://www.dividendchannel.com/>

History has shown that the bulk of the stock market's returns are delivered by dividends. Only consistently profitable companies can afford to keep paying dividends, so profitability is of critical importance. And investors shouldn't pay too expensive a price to buy a stock, even if the company itself is strong. So therefore, dividend investors should be most interested in researching the strongest most profitable companies, that also happen to be trading at an attractive valuation.

Each month, Dividend Channel screens through our coverage universe of dividend paying stocks, to look at a variety of data – dividend history & yield, book value, quarterly earnings – and compare it to the stock's trading data to come up with certain calculations about profitability and about the stock's valuation (whether we think it looks "cheap" or "expensive"). Our proprietary DividendRank formula ranks stocks within the following 18 sectors/categories, to identify the top most "interesting" ideas that merit further research.

Business Services & Equipment

Construction

Consumer Goods

Consumer Services

Energy

ETFs & CEFs

Financial

Healthcare

Industrial

Manufacturing

Materials

Media

Metals & Mining

Real Estate

Technology

Transportation

Travel & Entertainment

Utilities

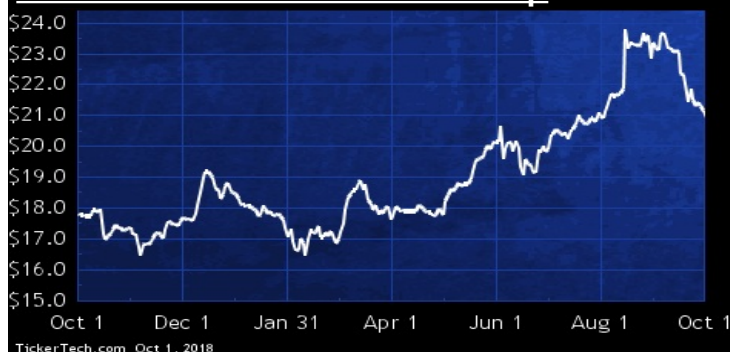
BUSINESS SERVICES & EQUIPMENT

DividendRank	Symbol	Dividend	Recent Yield*
#1	NEWT	Q 1.92	9.17%
#2	MIC	Q 4.00	8.67%
#3	PAYX	Q 2.24	3.04%
#4	MGRC	Q 1.36	2.50%
#5	TRTN	Q 2.08	6.25%
#6	NLSN	Q 1.40	5.06%
#7	MAN	S 2.02	2.35%
#8	BGSF	Q 1.20	4.41%
#9	ACN	S 2.92	1.72%
#10	RHI	Q 1.12	1.59%

* (updated 7 hours, 21 minutes ago) Yield calculations vary and may not be reliable nor comparable. Not all publicly traded securities are ranked; data may be incorrect or out of date. Rankings are for informational purposes only and do not constitute advice. [Full disclaimer](#)

SPOTLIGHT ON: NEWT — 9.2% YIELD

Newtek Business Services Corp



Newtek Business Services is a management investment company. Co. is a non-bank lender that provides a range of business services and financial products under the Newtek® brand to the small- and medium-sized business (SMB) market. Co.'s products and services include: Business Lending including U.S. Small Business Administration 7(a) and 504 lending, Electronic Payment Processing, Managed Technology Solutions, eCommerce, Accounts Receivable and Inventory Financing, The Secure Gateway, The Newtek Advantage®, personal and commercial Insurance Services, Web Services, Data Backup, Storage and Retrieval, and Payroll and Benefits Solutions to SMB accounts nationwide across all industries.

[BDC](#) NEWT is a BDC — view [NEWT BDCInvestor Profile](#).

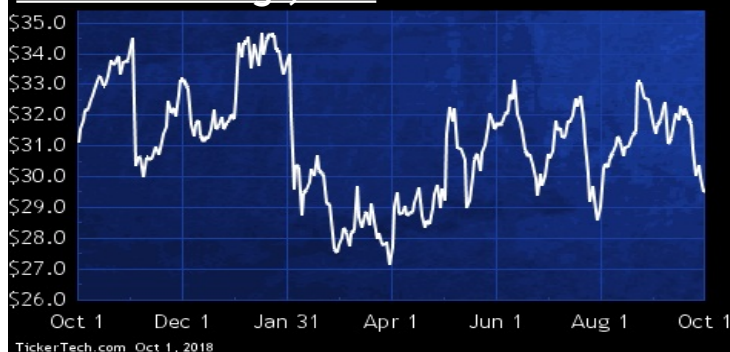
CONSTRUCTION

DividendRank	Symbol	Dividend	Recent Yield*
#1	MDC	Q 1.20	4.06%
#2	TOL	Q 0.44	1.33%
#3	DHI	Q 0.50	1.19%
#4	CAT	Q 3.44	2.26%
#5	PHM	Q 0.36	1.45%
#6	AGX	Q 1.00	2.33%
#7	HEES	Q 1.10	2.91%
#8	FLR	Q 0.84	1.45%
#9	KBR	Q 0.32	1.51%
#10	FIX	Q 0.34	0.60%

* (updated 7 hours, 21 minutes ago) Yield calculations vary and may not be reliable nor comparable. Not all publicly traded securities are ranked; data may be incorrect or out of date. Rankings are for informational purposes only and do not constitute advice. [Full disclaimer](#)

SPOTLIGHT ON: MDC — 4.1% YIELD

M.D.C. Holdings, Inc.



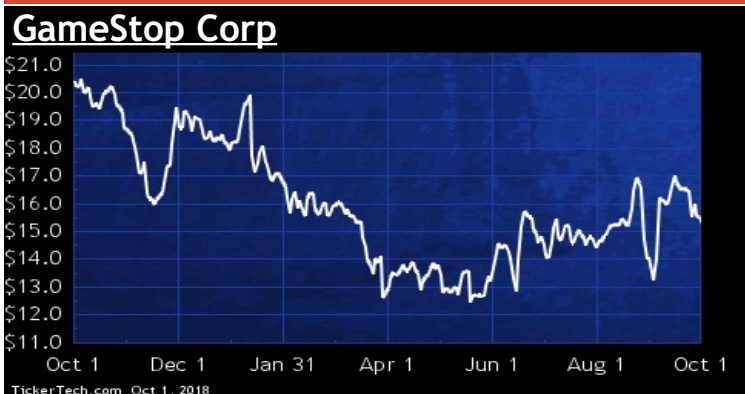
M.D.C. Holdings is engaged in homebuilding and financial services. Co.'s homebuilding operations consist of the purchase finished or develop lots to the extent necessary for the construction and sale primarily of single-family detached homes under the name Richmond American Homes. Co.'s financial services operations consist of: HomeAmerican Mortgage Corporation, which originates mortgage loans; Allegiant Insurance Company, Inc., which provides insurance coverage; StarAmerican Insurance Ltd., a re-insurer on Allegiant claims; American Home Insurance Agency, Inc., which provides third-party insurance products; and American Home Title and Escrow Company, which provides title agency services.

CONSUMER GOODS

DividendRank	Symbol	Dividend	Recent Yield*
#1	<u>GME</u>	Q 1.52	9.95%
#2	<u>BGFV</u>	Q 0.60	11.76%
#3	<u>MTEX</u>	Q 2.00	10.02%
#4	<u>ESCA</u>	Q 0.50	3.89%
#5	<u>ETH</u>	Q 0.76	3.66%
#6	<u>BBBY</u>	Q 0.64	4.27%
#7	<u>BGS</u>	Q 1.90	6.92%
#8	<u>PIR</u>	Q 0.28	18.67%
#9	<u>BKE</u>	Q 1.00	4.34%
#10	<u>BKS</u>	Q 0.60	10.34%

* (updated 7 hours, 21 minutes ago) Yield calculations vary and may not be reliable nor comparable. Not all publicly traded securities are ranked; data may be incorrect or out of date. Rankings are for informational purposes only and do not constitute advice. [Full disclaimer](#)

SPOTLIGHT ON: GME — 9.9% YIELD



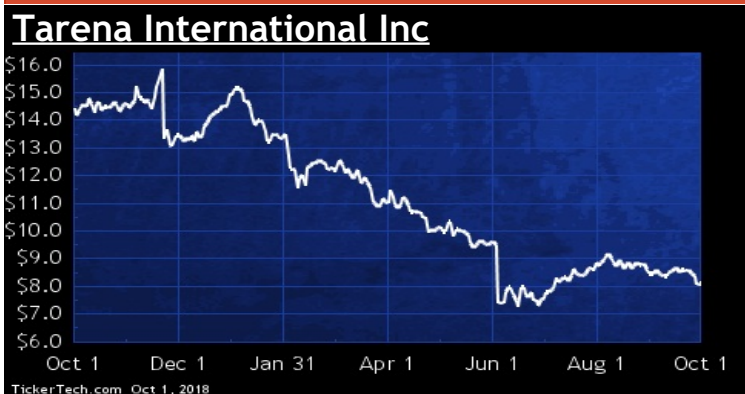
GameStop is a video game retailer. Co. operates its business in four geographic Video Game Brands segments: U.S., Canada, Australia and Europe; and a Technology Brands segment. The Video Game Brands segments consists of retail operations, with all stores engaged in the sale of new and pre-owned video game systems, software and accessories. Co.'s Technology Brands segment consist of: Spring Mobile, which sell both pre and post-paid AT&T services, DIRECTV service and wireless products, as well as related accessories and other consumer electronics products; and Simply Mac, which sell Apple products, including desktop computers, laptops, tablets and smart phones and related accessories.

CONSUMER SERVICES

DividendRank	Symbol	Dividend	Recent Yield*
#1	<u>TEDU</u>	A 0.12	1.48%
#2	<u>NTRI</u>	Q 1.00	2.70%
#3	<u>HRB</u>	Q 1.00	3.88%
#4	<u>SCI</u>	Q 0.68	1.54%
#5	<u>STRA</u>	Q 2.00	1.46%
#6	<u>CLCT</u>	Q 0.70	4.73%
#7	<u>MNRO</u>	Q 0.80	1.15%
#8	<u>CSV</u>	Q 0.30	1.39%
#9	<u>GHC</u>	Q 5.32	0.92%
#10	<u>TRU</u>	Q 0.30	0.41%

* (updated 7 hours, 21 minutes ago) Yield calculations vary and may not be reliable nor comparable. Not all publicly traded securities are ranked; data may be incorrect or out of date. Rankings are for informational purposes only and do not constitute advice. [Full disclaimer](#)

SPOTLIGHT ON: TEDU — 1.5% YIELD



Tarena International is a holding company. Through its subsidiaries, Co. provides professional education services in China. Co.'s core strength is in IT professional education services. Co. offers courses in twelve IT subjects and three non-IT subjects. Co.'s education platform combines live distance instruction, classroom-based tutoring and online learning modules. Co. delivers lectures through a group of experienced and passionate instructors based in Beijing to a nationwide network of 145 directly managed learning centers in 46 cities in China as of Dec. 31, 2016.

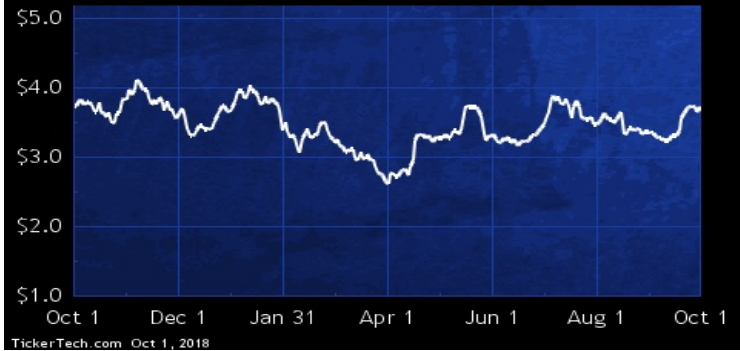
ENERGY

DividendRank	Symbol	Dividend	Recent Yield*
#1	SDLP	Q 0.40	10.87%
#2	ETP	Q 2.26	10.15%
#3	SMLP	Q 2.30	16.08%
#4	SEMG	Q 1.89	8.57%
#5	KNOP	Q 2.08	9.59%
#6	TRP	Q 2.76	5.23%
#7	SEP	Q 3.06	8.55%
#8	BPL	Q 5.05	14.14%
#9	GLOP	Q 2.12	8.48%
#10	EQM	Q 4.36	8.26%

* (updated 7 hours, 21 minutes ago) Yield calculations vary and may not be reliable nor comparable. Not all publicly traded securities are ranked; data may be incorrect or out of date. Rankings are for informational purposes only and do not constitute advice. [Full disclaimer](#)

SPOTLIGHT ON: SDLP — 10.9% YIELD

Seadrill Partners LLC



Seadrill Partners is engaged in owning, operating and acquiring offshore drilling units. Co.'s drilling units are under long-term contracts with major oil companies such as Chevron, Total, BP, ExxonMobil and Tullow. Offshore drillings units are categorized in four rigs: jack-up rigs which are mobile, self-elevating drilling platforms equipped with legs that are lowered to the ocean floor; tender rigs conduct production drilling from fixed or floating platforms; semi-submersible rigs operate in a "semi-submerged" floating position; and drillship which are self-propelled ships equipped for drilling in deepwater.

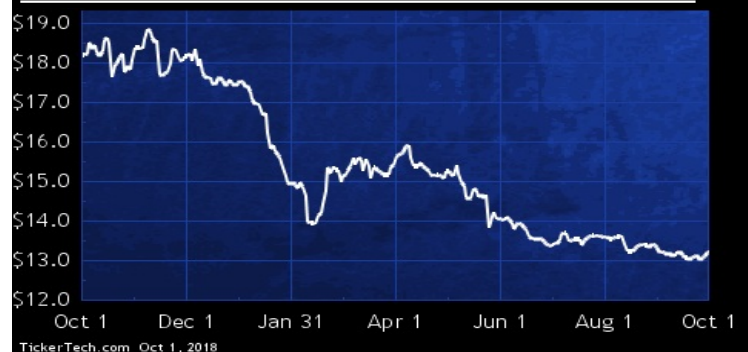
ETFs & CEFS

DividendRank	Symbol	Dividend	Recent Yield*
#1	VGI	M 1.51	11.44%
#2	NDP	Q 1.75	14.26%
#3	DVYE	Q 4.20	10.80%
#4	ZF	Q 1.44	13.70%
#5	EDF	M 2.16	16.58%
#6	DPG	Q 1.40	9.65%
#7	FDEU	M 1.45	9.20%
#8	GNT	M 0.60	10.26%
#9	OPP	M 1.80	10.62%
#10	NRO	M 0.54	10.93%

* (updated 7 hours, 21 minutes ago) Yield calculations vary and may not be reliable nor comparable. Not all publicly traded securities are ranked; data may be incorrect or out of date. Rankings are for informational purposes only and do not constitute advice. [Full disclaimer](#)

SPOTLIGHT ON: VGI — 11.4% YIELD

Virtus Global Multi-Sector Income Fund



Virtus Global Multi-Sector Income is a diversified, closed-end management investment company. The Fund's investment objective is to maximize income while preserving capital. Under normal circumstances, the Fund invests at least 80% of its Managed Assets in fixed income securities of the United States and non-United States issuers. The Fund will invest at least 80% of its Managed Assets in issuers located in at least three countries, including the United States. As of Nov. 30 2016, the Fund's assets totaled \$259,552,000 and investment portfolio totaled \$250,522,000.

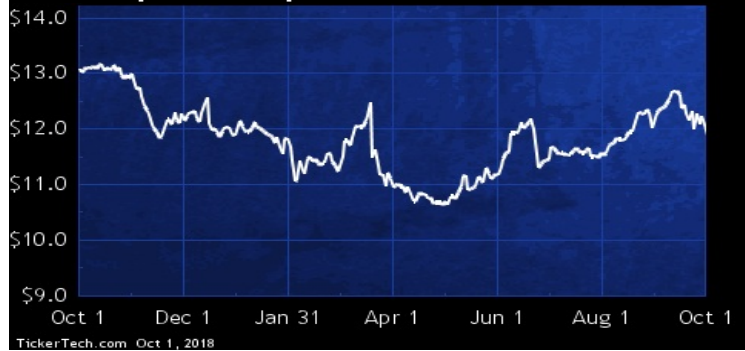
FINANCIAL

DividendRank	Symbol	Dividend	Recent Yield*
#1	OFS	Q 1.36	11.43%
#2	GECC	M 1.00	10.27%
#3	RIV	M 2.52	13.44%
#4	WHF	Q 1.42	10.22%
#5	EDI	M 1.81	14.65%
#6	GCAP	Q 0.24	3.69%
#7	CCT	Q 1.61	10.54%
#8	GARS	Q 1.12	13.53%
#9	CEN	M 1.25	13.27%
#10	MIE	M 0.92	8.85%

* (updated 7 hours, 21 minutes ago) Yield calculations vary and may not be reliable nor comparable. Not all publicly traded securities are ranked; data may be incorrect or out of date. Rankings are for informational purposes only and do not constitute advice. [Full disclaimer](#)

SPOTLIGHT ON: OFS — 11.4% YIELD

OFS Capital Corp



OFS Capital is a closed-end, non-diversified management investment company. Co.'s investment activities are managed by OFS Capital Management, LLC, which is responsible for sourcing potential investments, conducting research and diligence on potential investments and equity sponsors, analyzing investment opportunities, structuring Co.'s investments and monitoring Co.'s investments and portfolio companies on an ongoing basis. Co.'s investment focuses primarily on middle-market companies in the U.S., including senior secured loans, which includes first-lien, second-lien and unitranche loans as well as subordinated loans and, to a lesser extent, warrants and other equity securities.

[BDC](#) OFS is a BDC — view [OFS BDCInvestor Profile](#).

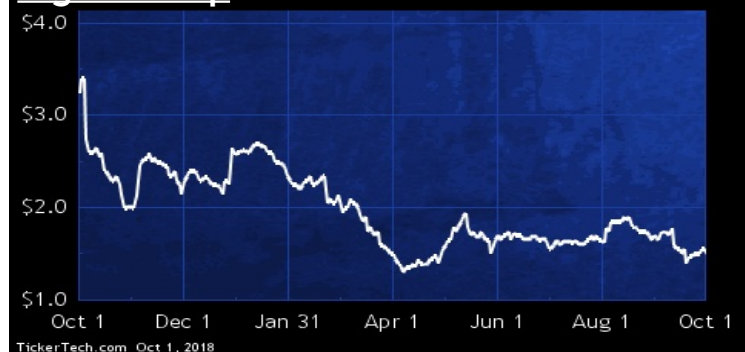
HEALTHCARE

DividendRank	Symbol	Dividend	Recent Yield*
#1	DRAD	Q 0.22	14.67%
#2	OMI	Q 1.04	6.30%
#3	BDXA	Q 3.06	4.69%
#4	PDCO	Q 1.04	4.25%
#5	NHC	Q 2.00	2.65%
#6	CAH	Q 1.91	3.53%
#7	SNY	A 1.79	4.01%
#8	GILD	Q 2.28	2.95%
#9	MMM	Q 5.44	2.58%
#10	AMGN	Q 5.28	2.55%

* (updated 7 hours, 21 minutes ago) Yield calculations vary and may not be reliable nor comparable. Not all publicly traded securities are ranked; data may be incorrect or out of date. Rankings are for informational purposes only and do not constitute advice. [Full disclaimer](#)

SPOTLIGHT ON: DRAD — 14.7% YIELD

Digirad Corp



Digirad is a provider of healthcare solutions. Co.'s portfolio of mobile healthcare solutions and medical equipment and services, including diagnostic imaging and patient monitoring, provides hospitals and physician practices. Co. segments are: Diagnostic Services, which provides imaging services program as an alternative to purchasing equipment or outsourcing the procedures to another physician or imaging center; Mobile Healthcare, which provides contract sales services and diagnostic imaging; Diagnostic Imaging, which include nuclear cardiac imaging systems; and Medical Device Sales and Services, which sell Philips branded imaging systems, including CT, MRI, PET, PET/CT systems.

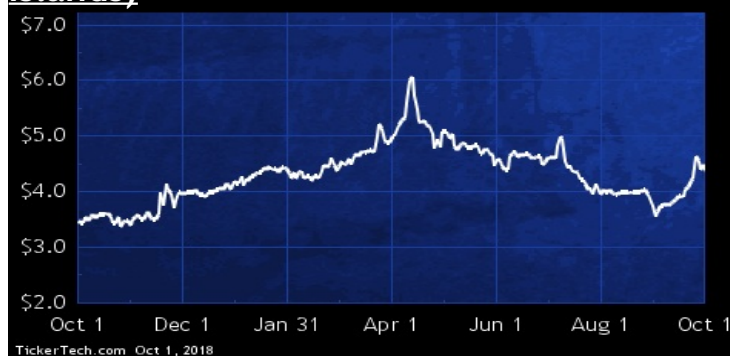
INDUSTRIAL

DividendRank	Symbol	Dividend	Recent Yield*
#1	HIHO	Q 0.40	9.14%
#2	AYR	Q 1.12	5.11%
#3	ADES	Q 1.00	8.36%
#4	HUN	Q 0.65	2.39%
#5	KRO	Q 0.68	4.18%
#6	UG	S 1.00	6.19%
#7	LYB	Q 4.00	3.90%
#8	WLKP	Q 1.64	6.57%
#9	LRCX	Q 4.40	2.90%
#10	WSO	Q 5.80	3.26%

* (updated 7 hours, 21 minutes ago) Yield calculations vary and may not be reliable nor comparable. Not all publicly traded securities are ranked; data may be incorrect or out of date. Rankings are for informational purposes only and do not constitute advice. [Full disclaimer](#)

SPOTLIGHT ON: HIHO — 9.1% YIELD

Highway Holdings Ltd. (British Virgin Islands)



Highway Holdings is a holding company. Through its subsidiaries, Co. manufactures and supplies a wide variety of high quality metal, plastic and electric parts, components and products to its OEM customers, which assemblies and components are used by Co.'s customers in the manufacturing of products such as photocopiers, laser printers, print cartridges, electrical connectors, electrical circuits, vacuum cleaners, LED power supplies, stepping motors, pumps for dishwashers, and other washing machine components. As part of its manufacturing operations, Co. assists customers in the design and development of the tooling used in the metal and plastic manufacturing process.

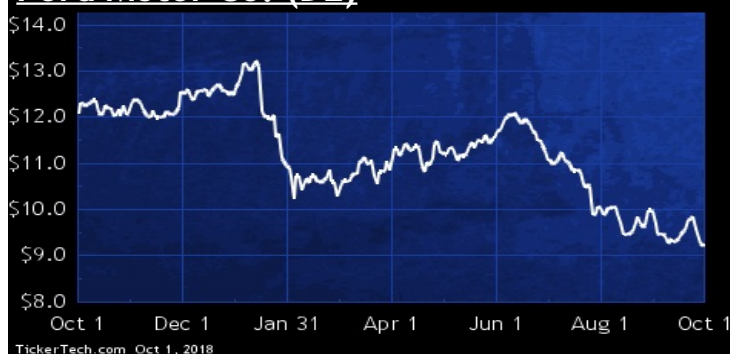
MANUFACTURING

DividendRank	Symbol	Dividend	Recent Yield*
#1	F	Q 0.60	6.49%
#2	IEP	Q 7.00	9.90%
#3	GM	Q 1.52	4.51%
#4	UFAB	Q 0.60	7.41%
#5	MGA	Q 1.32	2.51%
#6	PCAR	Q 1.12	1.64%
#7	CSCO	Q 1.32	2.71%
#8	PCTI	Q 0.22	4.73%
#9	DAN	Q 0.40	2.14%
#10	LCII	Q 2.40	2.90%

* (updated 7 hours, 21 minutes ago) Yield calculations vary and may not be reliable nor comparable. Not all publicly traded securities are ranked; data may be incorrect or out of date. Rankings are for informational purposes only and do not constitute advice. [Full disclaimer](#)

SPOTLIGHT ON: F — 6.5% YIELD

Ford Motor Co. (DE)



Ford Motor designs, manufactures, markets, and services a line of Ford cars, trucks, sport utility vehicles, electrified vehicles, and Lincoln luxury vehicles. Co. has four operating segments: Automotive, which includes the sale of Ford and Lincoln vehicles, service parts, and accessories; Financial Services, which includes Co.'s vehicle-related financing and leasing activities at its subsidiary, Ford Motor Credit Company LLC; Ford Smart Mobility LLC, a subsidiary formed to design, build, grow, and invest in mobility services; and Central Treasury Operations, which engages in decision making for investments, risk management activities, and providing financing for the Automotive segment.

Preferred: [F.PRA](#)

MATERIALS

DividendRank	Symbol	Dividend	Recent Yield*
#1	JEF	Q 0.50	2.28%
#2	EVA	Q 2.52	7.92%
#3	IP	Q 1.90	3.87%
#4	PKG	Q 3.16	2.88%
#5	EMN	Q 2.24	2.34%
#6	ICL	Q 0.63	2.90%
#7	GEF	Q 1.76	3.28%
#8	WRK	Q 1.72	3.22%
#9	GT	Q 0.56	2.39%
#10	SON	Q 1.64	2.95%

* (updated 7 hours, 21 minutes ago) Yield calculations vary and may not be reliable nor comparable. Not all publicly traded securities are ranked; data may be incorrect or out of date. Rankings are for informational purposes only and do not constitute advice. [Full disclaimer](#)

SPOTLIGHT ON: JEF — 2.3% YIELD



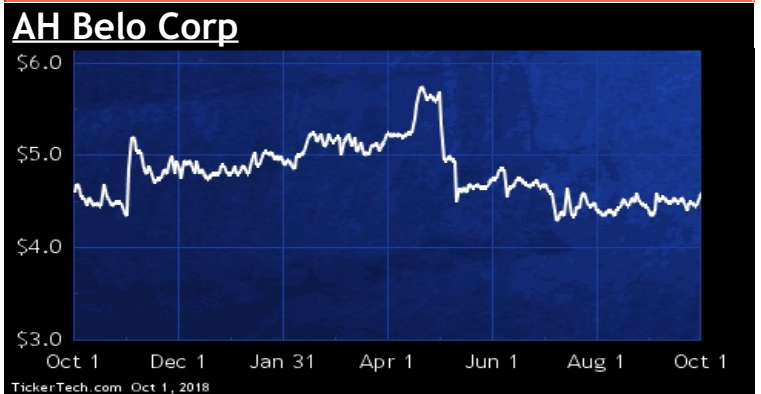
Jefferies Financial Group is a holding company. Co.'s financial services businesses and investments include Jefferies (investment banking and capital markets), Leucadia Asset Management (asset management), Berkadia (commercial mortgage banking, investment sales and servicing), HomeFed (real estate company), FXCM (provider of online foreign exchange trading services) and Foursight Capital (vehicle finance). Co. also owns and has investments in a diverse array of other businesses, including beef processing, consumer products, automobile dealerships, fixed wireless broadband services in Italy, oil and gas production and development, manufacturing and gold and silver mining project.

MEDIA

DividendRank	Symbol	Dividend	Recent Yield*
#1	AHC	Q 0.32	6.96%
#2	NEWM	Q 1.48	9.43%
#3	BBGI	Q 0.20	2.90%
#4	LKSD	Q 1.04	9.40%
#5	GCI	Q 0.64	6.39%
#6	SGA	Q 1.20	3.32%
#7	WPP	S 2.92	3.99%
#8	IPG	Q 0.84	3.67%
#9	OMC	Q 2.40	3.53%
#10	EVC	Q 0.20	4.08%

* (updated 7 hours, 21 minutes ago) Yield calculations vary and may not be reliable nor comparable. Not all publicly traded securities are ranked; data may be incorrect or out of date. Rankings are for informational purposes only and do not constitute advice. [Full disclaimer](#)

SPOTLIGHT ON: AHC — 7.0% YIELD



A. H. Belo is a news and information publishing company with commercial printing, distribution and direct mail capabilities, as well as capability in emerging media and digital marketing. Co. publishes The Dallas Morning News (www.dallasnews.com), a Texas newspaper; the Denton Record-Chronicle (www.dentonrc.com), a daily newspaper operating in Denton, TX; and various niche publications targeting specific audiences. Its newspaper operations also provide commercial printing and distribution services to large national and regional newspapers and other businesses in the North Texas region. Co. also provides marketing, event marketing and other services to businesses.

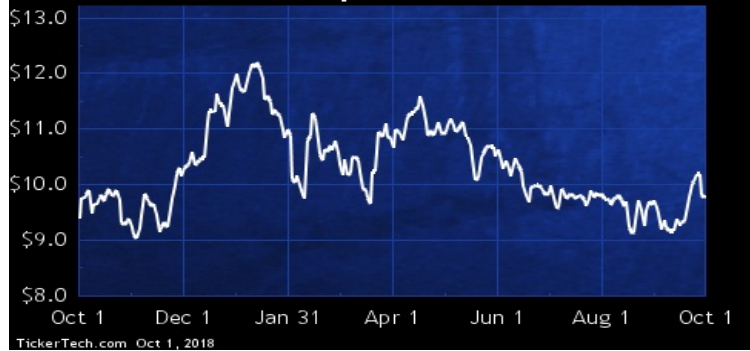
METALS & MINING

DividendRank	Symbol	Dividend	Recent Yield*
#1	ATUSF	Q 0.16	1.25%
#2	FRD	Q 0.24	2.55%
#3	FELP	Q 0.23	5.66%
#4	ARLP	Q 2.08	10.20%
#5	GGB	Q 0.14	3.33%
#6	RS	Q 2.00	2.34%
#7	RIO	S 2.54	4.98%
#8	SXCP	Q 1.60	10.49%
#9	BHP	S 2.52	5.06%
#10	WPM	Q 0.36	2.06%

* (updated 7 hours, 21 minutes ago) Yield calculations vary and may not be reliable nor comparable. Not all publicly traded securities are ranked; data may be incorrect or out of date. Rankings are for informational purposes only and do not constitute advice. [Full disclaimer](#)

SPOTLIGHT ON: ATUSF — 1.2% YIELD

Altius Minerals Corp



Altius Minerals is engaged in the generation and acquisition of mineral properties, royalties, and investments. Co. prefers to generate alliances or corporate structures related to the mineral exploration and natural resource opportunities it generates, which results in Co. carrying minority and non-operating project or equity interests and/or royalty interests.

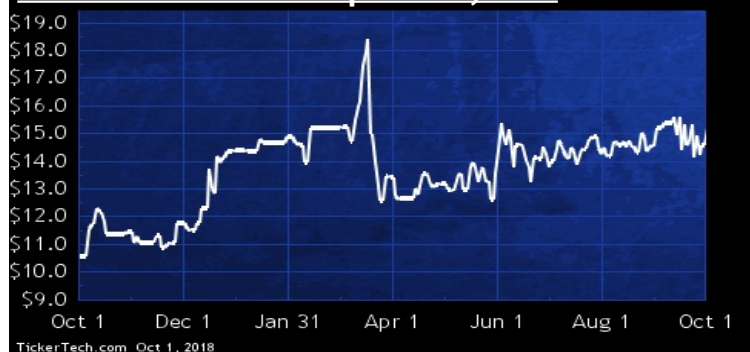
REAL ESTATE

DividendRank	Symbol	Dividend	Recent Yield*
#1	HMG	A 2.50	16.39%
#2	TWO	Q 1.25	8.35%
#3	IVR	Q 1.68	10.62%
#4	ABR	Q 1.00	8.71%
#5	WMC	Q 1.24	12.38%
#6	NRZ	Q 2.00	11.22%
#7	AJX	Q 1.20	8.82%
#8	SBRA	Q 1.80	7.79%
#9	MRT	Q 0.84	8.64%
#10	ARI	Q 1.84	9.75%

* (updated 7 hours, 21 minutes ago) Yield calculations vary and may not be reliable nor comparable. Not all publicly traded securities are ranked; data may be incorrect or out of date. Rankings are for informational purposes only and do not constitute advice. [Full disclaimer](#)

SPOTLIGHT ON: HMG — 16.4% YIELD

HMG/Courtland Properties, Inc.



HMG/Courtland Properties is engaged in the ownership and management of income-producing commercial properties. Co.'s investments in non- real estate investment trust (REIT) marketable securities include equity and debt securities issued primarily by capital companies or government agencies. This includes REITs and mutual funds focusing in commercial real estate activities. Substantially all of Co.'s marketable securities investments are in companies listed on national stock markets. Co.'s other investments consist primarily of nominal equity interests in various privately-held entities, including limited partnerships whose purpose is to invest venture capital funds in enterprises.

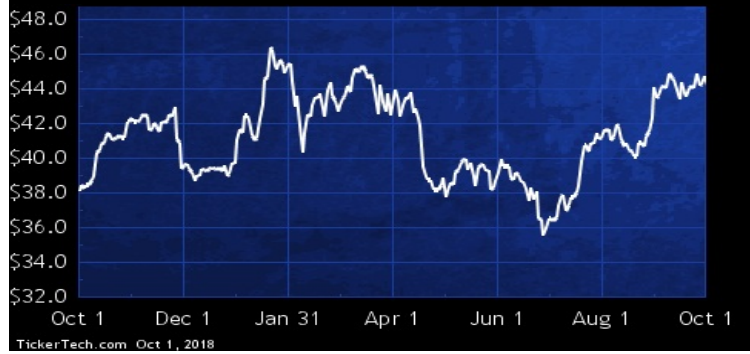
TECHNOLOGY

DividendRank	Symbol	Dividend	Recent Yield*
#1	TSM	A 1.31	2.97%
#2	TIVO	Q 0.72	5.78%
#3	CWEN	Q 1.28	6.65%
#4	WSTG	Q 0.68	5.27%
#5	UMC	A 0.12	4.50%
#6	TXN	Q 3.08	2.87%
#7	FORTY	S 0.68	1.57%
#8	INTC	Q 1.20	2.54%
#9	AMAT	Q 0.80	2.07%
#10	MGIC	S 0.31	3.65%

*(updated 7 hours, 21 minutes ago) Yield calculations vary and may not be reliable nor comparable. Not all publicly traded securities are ranked; data may be incorrect or out of date. Rankings are for informational purposes only and do not constitute advice. [Full disclaimer](#)

SPOTLIGHT ON: TSM — 3.0% YIELD

Taiwan Semiconductor Manufacturing Co., Ltd.



Taiwan Semiconductor Manufacturing is a foundry in the semiconductor industry which engages mainly in the manufacturing, selling, packaging, testing and computer-aided design of integrated circuits and other semiconductor devices and the manufacturing of masks. Co. also engages in the researching, developing, designing, manufacturing and selling of solid state lighting devices and related applications products and systems, and renewable energy and efficiency related technologies and products. Co.'s products include logic semiconductors, mixed-signal/radio frequency semiconductors, CMOS image sensor semiconductors and high voltage semiconductors.

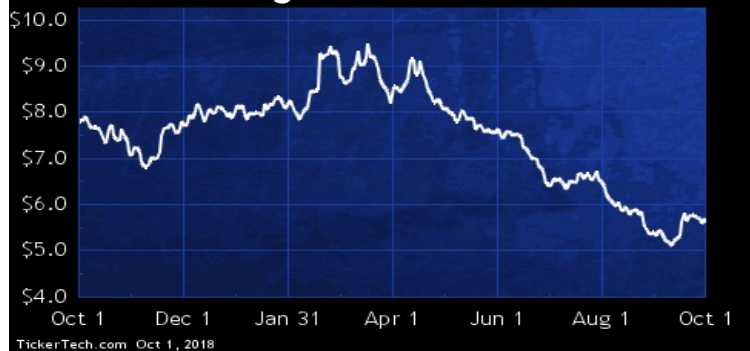
TRANSPORTATION

DividendRank	Symbol	Dividend	Recent Yield*
#1	AVH	M 0.77	13.61%
#2	GMLP	Q 2.31	16.12%
#3	ETAI	Q 1.32	7.26%
#4	PAC	Q 8.07	7.39%
#5	USDP	Q 1.42	14.71%
#6	CPA	Q 3.48	4.36%
#7	NAP	Q 0.50	16.84%
#8	DAL	Q 1.40	2.42%
#9	CMRE	Q 0.40	6.16%
#10	SSW	Q 0.50	6.00%

*(updated 7 hours, 21 minutes ago) Yield calculations vary and may not be reliable nor comparable. Not all publicly traded securities are ranked; data may be incorrect or out of date. Rankings are for informational purposes only and do not constitute advice. [Full disclaimer](#)

SPOTLIGHT ON: AVH — 13.6% YIELD

Avianca Holdings SA



Avianca Holdings is an airline holding group based in Panama. Co., through its subsidiaries, is a provider of domestic and international, passenger and cargo air transportation in the Andean region (Colombia, Ecuador and Peru) and Central America (Belize, Guatemala, Costa Rica, Honduras, El Salvador, Nicaragua and Panama). Co. also offers a portfolio of products and services, among them courier and cargo services, personnel training, aircraft maintenance and tourism products. Co. offers services through approximately 5,846 weekly scheduled flights to more than 106 destinations in over 28 countries around the world.

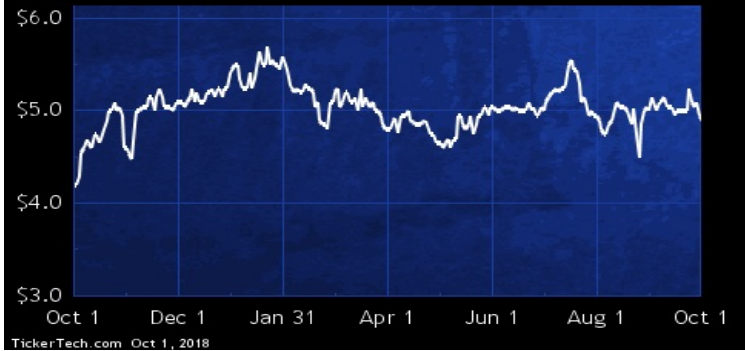
TRAVEL & ENTERTAINMENT

DividendRank	Symbol	Dividend	Recent Yield*
#1	SKIS	Q 0.28	5.71%
#2	CBRL	Q 5.00	3.40%
#3	CNK	Q 1.28	3.18%
#4	DRI	Q 3.00	2.70%
#5	AMC	Q 0.80	3.90%
#6	LVS	Q 3.00	5.06%
#7	STAY	Q 0.88	4.35%
#8	RCL	Q 2.80	2.15%
#9	CUK	Q 2.00	3.17%
#10	CCL	Q 2.00	3.14%

* (updated 7 hours, 21 minutes ago) Yield calculations vary and may not be reliable nor comparable. Not all publicly traded securities are ranked; data may be incorrect or out of date. Rankings are for informational purposes only and do not constitute advice. [Full disclaimer](#)

SPOTLIGHT ON: SKIS — 5.7% YIELD

Peak Resorts Inc



Peak Resorts is a holding company. Through its wholly owned subsidiaries, Co. owns or leases and operates day ski and overnight drive ski resorts. Co. operates 14 ski resorts throughout the Midwestern, Northeastern and Southeastern U.S., 13 of which it owns. The majority of Co.'s resorts are located within 100 miles of metropolitan markets, including New York City, Boston, Philadelphia, Cleveland and St. Louis. Co. provides a range of activities, services and amenities, including skiing, snowboarding, terrain parks, tubing, dining, lodging, equipment rentals and sales, ski and snowboard instruction and mountain biking, zip tours and other summer activities.

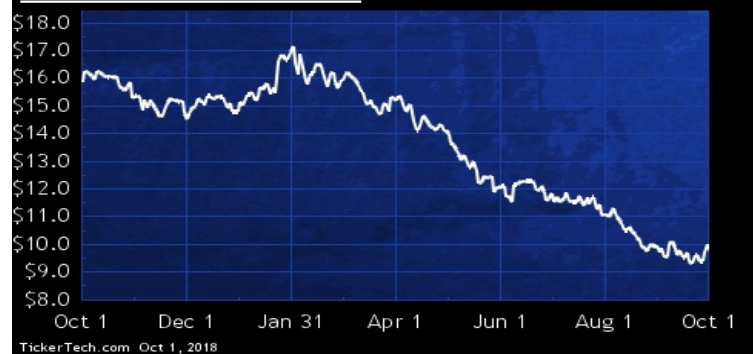
UTILITIES

DividendRank	Symbol	Dividend	Recent Yield*
#1	VIV	Q 1.66	17.08%
#2	DTV	Q 3.25	6.28%
#3	BEP	Q 1.96	6.48%
#4	I	Q 2.00	5.96%
#5	PEGI	Q 1.69	8.50%
#6	AY	Q 1.36	6.61%
#7	FTS	Q 1.30	4.02%
#8	TERP	Q 0.76	6.58%
#9	BCE	Q 3.02	5.72%
#10	TU	Q 2.10	4.37%

* (updated 7 hours, 21 minutes ago) Yield calculations vary and may not be reliable nor comparable. Not all publicly traded securities are ranked; data may be incorrect or out of date. Rankings are for informational purposes only and do not constitute advice. [Full disclaimer](#)

SPOTLIGHT ON: VIV — 17.1% YIELD

Telefonica Brasil SA



Telefonica Brasil is a holding company. Through its subsidiaries and associated companies, Co. is engaged throughout Brazil in rendering Fixed Switched Telephone Service Concession Arrangement ("STFC"); Multimedia Communication Service ("SCM", data communication, including broadband internet); Personal Mobile Service ("SMP"); and Conditioned Access Service ("SEAC" - Pay TV) by means of DTH (a satellite technology), IPTV and cable technologies. Co.'s broadband accesses with speeds higher than 34 Mbps in the state of São Paulo. Co.'s commercial distribution network (marketed under the Vivo brand), as of Dec 31 2017, consisted of 295 own sales outlets throughout Brazil.

