

## August, 2014 – *DividendRank* Report

<http://www.dividendchannel.com/>

History has shown that the bulk of the stock market's returns are delivered by dividends. Only consistently profitable companies can afford to keep paying dividends, so profitability is of critical importance. And investors shouldn't pay too expensive a price to buy a stock, even if the company itself is strong. So therefore, dividend investors should be most interested in researching the strongest most profitable companies, that also happen to be trading at an attractive valuation.

Each month, Dividend Channel screens through our coverage universe of dividend paying stocks, to look at a variety of data – dividend history & yield, book value, quarterly earnings – and compare it to the stock's trading data to come up with certain calculations about profitability and about the stock's valuation (whether we think it looks "cheap" or "expensive"). Our proprietary DividendRank formula ranks stocks within the following 18 sectors/categories, to identify the top most "interesting" ideas that merit further research.



Business Services & Equipment

Construction

Consumer Goods

Consumer Services

Energy

ETFs & CEFs

Financial

Healthcare

Industrial

Manufacturing

Materials

Media

Metals & Mining

Real Estate

Technology

Transportation

Travel & Entertainment

Utilities

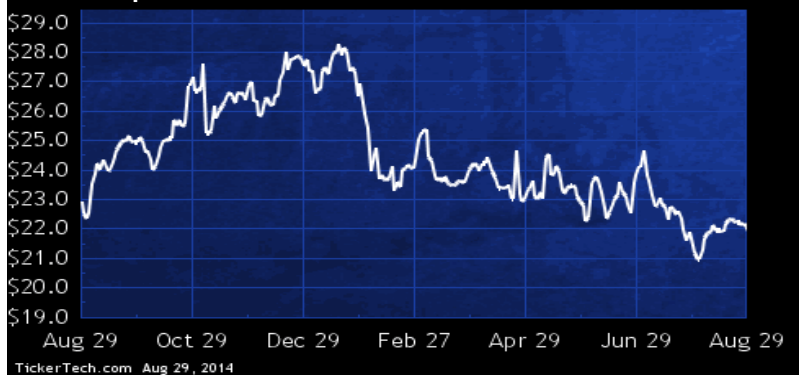
## Business Services & Equipment

DividendRank	Symbol	Dividend	Recent Yield*
#1	<u>VVI</u>	Q 0.40	1.83%
#2	<u>MIC</u>	Q 3.80	5.31%
#3	<u>WU</u>	Q 0.50	2.86%
#4	<u>BAH</u>	Q 0.44	2.00%
#5	<u>GK</u>	Q 1.24	2.25%
#6	<u>TYC</u>	Q 0.72	1.61%
#7	<u>PAYX</u>	Q 1.52	3.64%
#8	<u>HCSG</u>	Q 0.69	2.56%
#9	<u>RBA</u>	Q 0.56	2.35%
#10	<u>SPRO</u>	Q 0.06	3.08%

\*(updated 7 hours, 52 minutes ago) Yield calculations vary and may not be reliable nor comparable. Not all publicly traded securities are ranked; data may be incorrect or out of date. Rankings are for informational purposes only and do not constitute advice. [Full disclaimer](#)

## Spotlight On: VVI – 1.8% Yield

### Viad Corp.



Viad provides services to the exhibition and events industry and travel and recreation industry. Co. operates two business groups: Marketing and Events Group, which focuses in the design, planning and production of events, environments and brand-based experiences for clients, including show organizers, corporate brand marketers and retail shopping centers; and Travel and Recreation Group, which provides tourism products and experiential services, including hotel operations, transportation services and package tour operations in and around Western Canada, Glacier National Park in Montana, Denali National Park and Preserve in Alaska and Waterton Lakes National Park in Alberta, Canada.

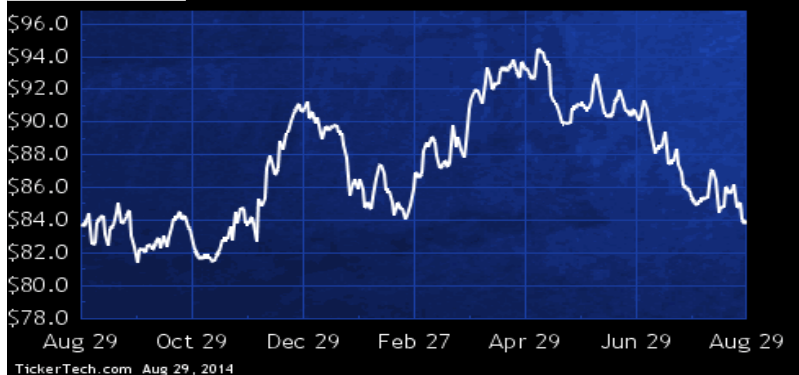
## Construction

DividendRank	Symbol	Dividend	Recent Yield*
#1	<u>DE</u>	Q 2.40	2.86%
#2	<u>BZT</u>	Q 1.88	6.39%
#3	<u>CAT</u>	Q 2.80	2.58%
#4	<u>TTC</u>	Q 0.80	1.30%
#5	<u>LNN</u>	Q 1.08	1.39%
#6	<u>URS</u>	Q 0.88	1.46%
#7	<u>ELRC</u>	Q 0.80	5.34%
#8	<u>AYR</u>	Q 0.80	4.19%
#9	<u>CNHI</u>	A 0.27	3.12%
#10	<u>ALSN</u>	Q 0.48	1.59%

\*(updated 7 hours, 52 minutes ago) Yield calculations vary and may not be reliable nor comparable. Not all publicly traded securities are ranked; data may be incorrect or out of date. Rankings are for informational purposes only and do not constitute advice. [Full disclaimer](#)

## Spotlight On: DE – 2.9% Yield

### Deere & Co.



Deere & Company operates in three business segments. The agriculture and turf segment primarily manufactures and distributes a line of agriculture and turf equipment and related service parts, including loaders; combines, and corn pickers among others. The construction and forestry segment primarily manufactures and distributes a range of machines and service parts used in construction, earthmoving, material handling and timber harvesting, including backhoe loaders; crawler dozers and loaders; and excavators among others. The financial services segment primarily finances sales and leases by Co.'s dealers of new and used agriculture and turf equipment and construction and forestry equipment.

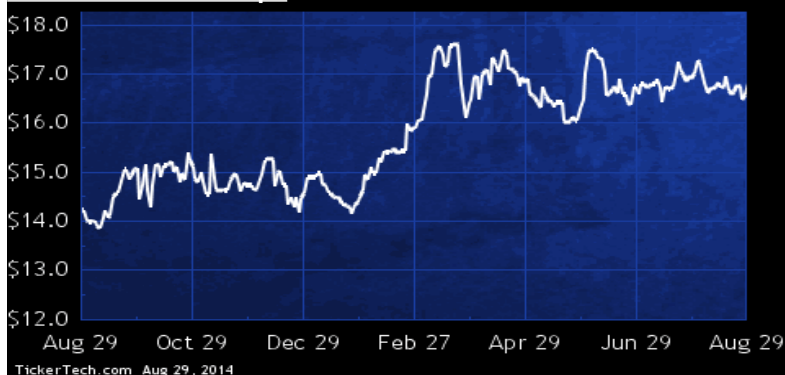
## Consumer Goods

DividendRank	Symbol	Dividend	Recent Yield*
#1	<u>ACU</u>	Q 0.36	2.14%
#2	<u>BGS</u>	Q 1.36	4.49%
#3	<u>LBMH</u>	Q 0.13	4.43%
#4	<u>NPD</u>	A 0.32	13.62%
#5	<u>RAI</u>	Q 2.68	4.63%
#6	<u>MO</u>	Q 2.08	4.85%
#7	<u>TIS</u>	Q 1.40	5.02%
#8	<u>MAT</u>	Q 1.52	4.39%
#9	<u>RGR</u>	Q 1.80	3.66%
#10	<u>TRK</u>	Q 0.60	3.21%

\*(updated 7 hours, 52 minutes ago) Yield calculations vary and may not be reliable nor comparable. Not all publicly traded securities are ranked; data may be incorrect or out of date. Rankings are for informational purposes only and do not constitute advice. [Full disclaimer](#)

## Spotlight On: ACU – 2.1% Yield

### Acme United Corp.



Acme United is a supplier of cutting, measuring and safety products to the school, home, office, hardware, sporting goods and industrial markets. Co.'s main products across all segments are scissors, shears, knives, rulers, pencil sharpeners, first aid kits, and related products which are sold primarily to wholesale, contract and retail stationery distributors, office supply super stores, school supply distributors, drug store retailers, industrial distributors, wholesale florists, mass market retailers and hardware chains. Co. markets and sells under five main brands: Westcott®, Clauss®, Camillus®, PhysiciansCare® and Pac-Kit®. Co.'s operations are in the U.S., Canada, Europe and Asia.

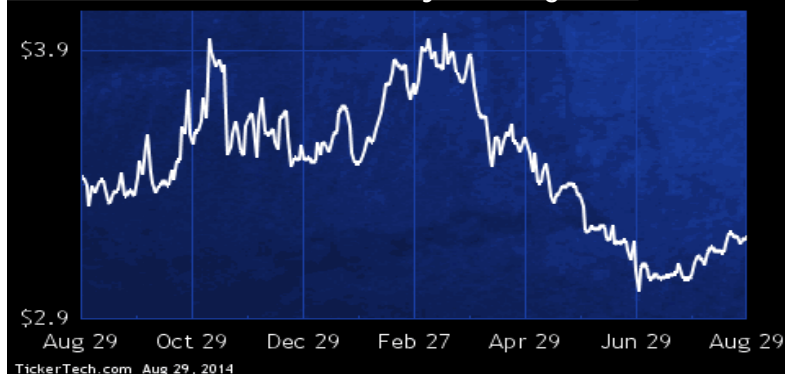
## Consumer Services

DividendRank	Symbol	Dividend	Recent Yield*
#1	<u>NAUH</u>	Q 0.18	5.63%
#2	<u>STON</u>	Q 2.44	9.68%
#3	<u>LINC</u>	Q 0.08	3.17%
#4	<u>CLCT</u>	Q 1.30	6.54%
#5	<u>GHC</u>	Q 10.20	1.46%
#6	<u>BID</u>	Q 0.40	0.98%
#7	<u>NTRI</u>	Q 0.70	4.37%
#8	<u>HRB</u>	Q 0.80	2.39%
#9	<u>CPLA</u>	Q 1.40	2.17%
#10	<u>UTI</u>	Q 0.40	3.61%

\*(updated 7 hours, 52 minutes ago) Yield calculations vary and may not be reliable nor comparable. Not all publicly traded securities are ranked; data may be incorrect or out of date. Rankings are for informational purposes only and do not constitute advice. [Full disclaimer](#)

## Spotlight On: NAUH – 5.6% Yield

### National American University Holdings Inc.



National American University Holdings is a provider of postsecondary education primarily focused on the needs of working adults and other students. Co. owns and operates National American University. Using both campus-based and online instruction, Co. provides associate, bachelor's and master's degree and diploma programs in technical and professional fields, such as accounting, management, business administration, information technology, nursing and healthcare management. Co. also operates a real estate business, Fairway Hills Developments, which rents apartment units and develops and sells condominium units in the Fairway Hills Planned Residential Development area of Rapid City, SD.

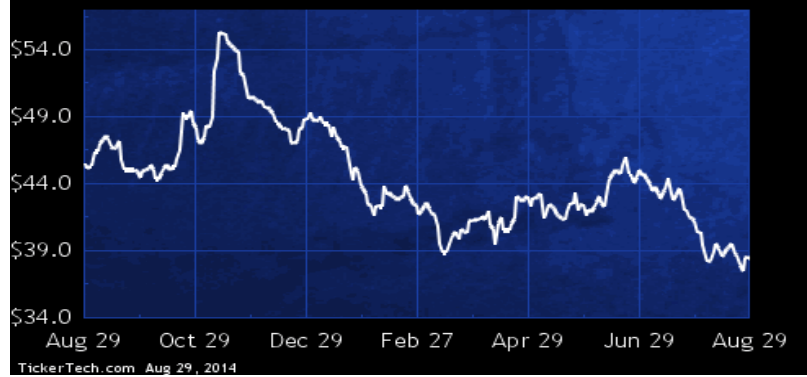
## Energy

DividendRank	Symbol	Dividend	Recent Yield*
#1	<u>RIG</u>	Q 3.00	7.81%
#2	<u>ARP</u>	M 2.36	11.76%
#3	<u>LINE</u>	M 2.90	9.22%
#4	<u>ECT</u>	Q 1.12	16.98%
#5	<u>VNR</u>	M 2.52	8.67%
#6	<u>ESV</u>	Q 3.00	6.04%
#7	<u>SFL</u>	Q 1.64	8.27%
#8	<u>HGT</u>	M 0.97	9.96%
#9	<u>SDRL</u>	Q 4.00	10.85%
#10	<u>NKA</u>	Q 1.40	9.78%

\*(updated 7 hours, 52 minutes ago) Yield calculations vary and may not be reliable nor comparable. Not all publicly traded securities are ranked; data may be incorrect or out of date. Rankings are for informational purposes only and do not constitute advice. [Full disclaimer](#)

## Spotlight On: RIG – 7.8% Yield

### Transocean Ltd.



Transocean is a provider of offshore contract drilling services for oil and gas wells. Co. focuses on deepwater and harsh environment drilling services. Co. contracts its drilling rigs, related equipment and work crews on a day rate basis to drill oil and gas wells. Co. also provides oil and gas drilling management services, drilling engineering and drilling project management services primarily in the North Sea, through Advanced Drilling Technology International Limited (ADTI), its wholly-owned U.K. subsidiary. ADTI conducts drilling management services primarily either on a dayrate or on a completed-project, fixed-price or turnkey basis.

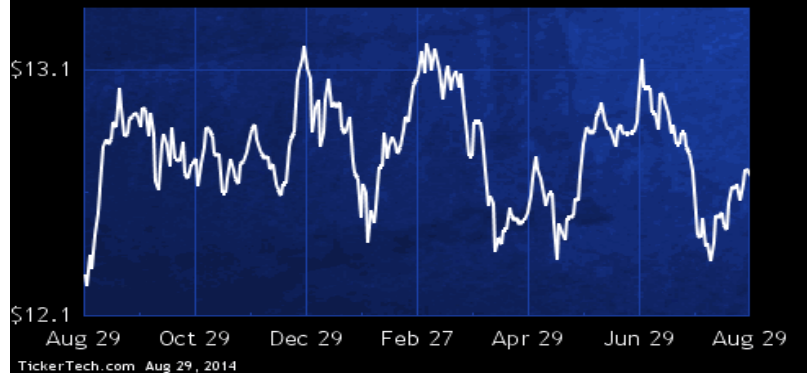
## ETFs & CEFs

DividendRank	Symbol	Dividend	Recent Yield*
#1	<u>GLO</u>	M 1.14	9.00%
#2	<u>IXP</u>	S 12.74	19.79%
#3	<u>DXPS</u>	Q 4.98	18.91%
#4	<u>GLQ</u>	M 1.26	8.38%
#5	<u>EHI</u>	M 1.16	9.12%
#6	<u>FHY</u>	M 1.44	9.14%
#7	<u>GLV</u>	M 1.26	8.35%
#8	<u>PFN</u>	M 0.96	8.89%
#9	<u>GGE</u>	Q 1.94	10.10%
#10	<u>CTF</u>	M 1.62	10.81%

\*(updated 7 hours, 52 minutes ago) Yield calculations vary and may not be reliable nor comparable. Not all publicly traded securities are ranked; data may be incorrect or out of date. Rankings are for informational purposes only and do not constitute advice. [Full disclaimer](#)

## Spotlight On: GLO – 9.0% Yield

### Clough Global Opportunities Fund



Clough Global Opportunities Fund is a non-diversified, closed-end management investment company. The Fund's investment objective is to provide to provide a high level of total return. As of Mar 31 2013, the Fund's total assets comprised of \$1,466,661,924 and the Fund's investment portfolio was valued at \$1,134,401,811.

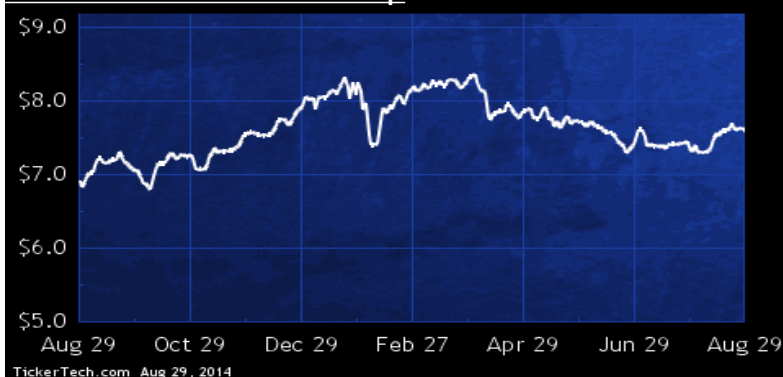
## Financial

DividendRank	Symbol	Dividend	Recent	Yield*
#1	<a href="#">GAIN</a>	M 0.72		9.49%
#2	<a href="#">CIM</a>	Q 0.36		10.95%
#3	<a href="#">SCM</a>	M 1.36		9.46%
#4	<a href="#">PSEC</a>	M 1.33		12.93%
#5	<a href="#">LOAN</a>	Q 0.28		10.78%
#6	<a href="#">OXLC</a>	Q 2.40		14.35%
#7	<a href="#">TICC</a>	Q 1.16		11.89%
#8	<a href="#">MCC</a>	Q 1.48		11.64%
#9	<a href="#">BGH</a>	M 2.01		8.59%
#10	<a href="#">HRZN</a>	M 1.38		9.70%

\*(updated 7 hours, 52 minutes ago) Yield calculations vary and may not be reliable nor comparable. Not all publicly traded securities are ranked; data may be incorrect or out of date. Rankings are for informational purposes only and do not constitute advice. [Full disclaimer](#)

## Spotlight On: GAIN — 9.5% Yield

### Gladstone Investment Corp



Gladstone Investment is an externally managed, closed-end, non-diversified management investment company. Co. invests primarily in debt and equity securities of private businesses in the U.S. Debt investments primarily come in the form of three types of loans: senior term loans, senior subordinated loans and junior subordinated debt. Equity investments take the form of preferred or common equity. Co. also invests in senior and subordinated syndicated loans. Co.'s Adviser, Gladstone Management Corporation and Administrator, Gladstone Administration, LLC, also provide investment advisory and administrative services, respectively, to its affiliates.

Preferred: [GAINP](#)

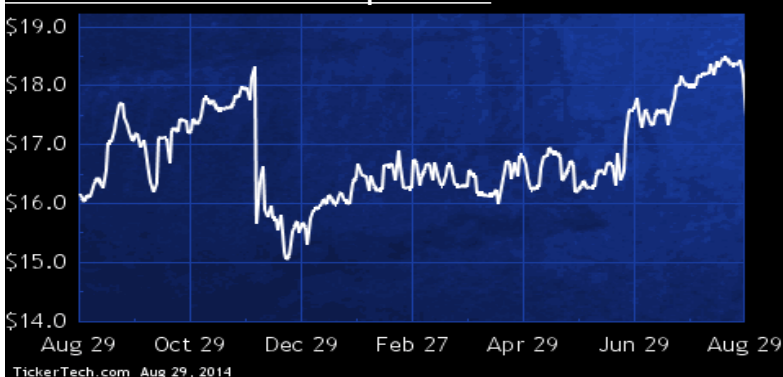
## Healthcare

DividendRank	Symbol	Dividend	Recent	Yield*
#1	<a href="#">KEQU</a>	Q 0.48		2.75%
#2	<a href="#">MMM</a>	Q 3.42		2.38%
#3	<a href="#">PFE</a>	Q 1.04		3.54%
#4	<a href="#">JNJ</a>	Q 2.80		2.72%
#5	<a href="#">BAX</a>	Q 2.08		2.78%
#6	<a href="#">VIVO</a>	Q 0.80		4.08%
#7	<a href="#">DGX</a>	Q 1.32		2.14%
#8	<a href="#">BDX</a>	Q 2.18		1.88%
#9	<a href="#">DRAD</a>	Q 0.20		5.12%
#10	<a href="#">UTMD</a>	Q 1.00		1.93%

\*(updated 7 hours, 52 minutes ago) Yield calculations vary and may not be reliable nor comparable. Not all publicly traded securities are ranked; data may be incorrect or out of date. Rankings are for informational purposes only and do not constitute advice. [Full disclaimer](#)

## Spotlight On: KEQU — 2.8% Yield

### Kewaunee Scientific Corporation



Kewaunee Scientific is engaged in the design, manufacture, and installation of laboratory, healthcare, and technical furniture products. Laboratory furniture products include both steel and wood cabinetry, fume hoods, adaptable modular systems, moveable workstations, biological safety cabinets, and epoxy resin counters and sinks. Healthcare furniture products include laminate casework, storage systems, and related products for healthcare applications, while the technical furniture products include column systems, slotted-post systems, pedestal systems, and stand-alone benches. Co.'s operations are classified into two business segments: Domestic Operations and International Operations.

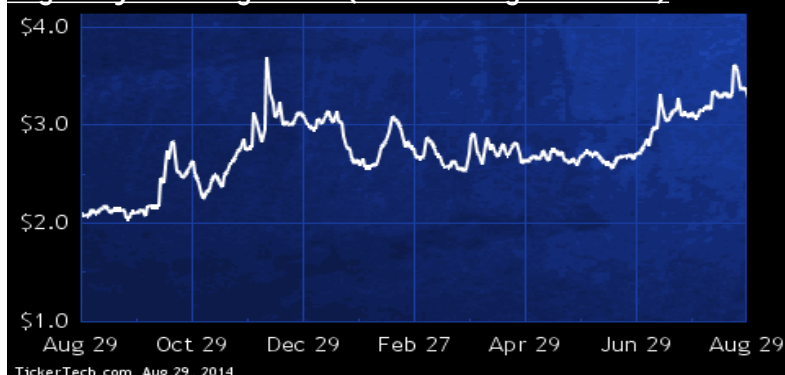
## Industrial

DividendRank	Symbol	Dividend	Recent Yield*
#1	<u>HIHO</u>	Q 0.20	6.12%
#2	<u>BGG</u>	Q 0.50	2.49%
#3	<u>AIRI</u>	Q 0.60	6.05%
#4	<u>LMT</u>	Q 5.32	3.06%
#5	<u>IPHS</u>	Q 1.92	3.30%
#6	<u>PLOW</u>	Q 0.87	4.40%
#7	<u>NOC</u>	Q 2.80	2.21%
#8	<u>ITW</u>	Q 1.94	2.21%
#9	<u>HRS</u>	Q 1.88	2.66%
#10	<u>ARII</u>	Q 1.60	2.03%

\*(updated 7 hours, 52 minutes ago) Yield calculations vary and may not be reliable nor comparable. Not all publicly traded securities are ranked; data may be incorrect or out of date. Rankings are for informational purposes only and do not constitute advice. [Full disclaimer](#)

## Spotlight On: HIHO – 6.1% Yield

### Highway Holdings Ltd. (British Virgin Islands)



Highway Holdings is a holding company. Through its subsidiaries, Co. is engaged in the manufacturing and supplies of metal, plastic, electric and electronic components, subassemblies and finished products for its original equipment manufacturing clients, which products are used by Co.'s customers in the manufacturing of such products as photocopiers, laser printers, compact disc players, laser disc players, cassette players, computer equipment, electrical components, electrical connectors, cameras, clocks and automobile accessories. Co. also assists its customers in the design and development of the tooling used in the metal and plastic manufacturing process.

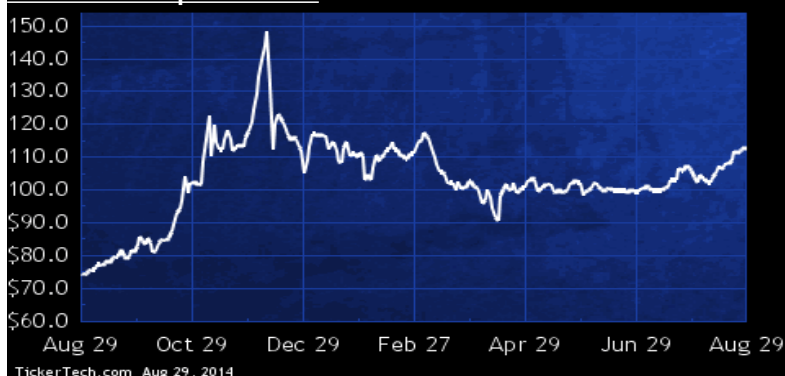
## Manufacturing

DividendRank	Symbol	Dividend	Recent Yield*
#1	<u>IEP</u>	Q 6.00	5.34%
#2	<u>CODI</u>	Q 1.44	7.90%
#3	<u>CSCO</u>	Q 0.76	3.06%
#4	<u>MSI</u>	Q 1.36	2.30%
#5	<u>QCOM</u>	Q 1.68	2.21%
#6	<u>RCKY</u>	Q 0.40	2.70%
#7	<u>MLR</u>	Q 0.60	3.18%
#8	<u>GPC</u>	Q 2.30	2.64%
#9	<u>COH</u>	Q 1.35	3.68%
#10	<u>CMI</u>	Q 3.12	2.16%

\*(updated 7 hours, 52 minutes ago) Yield calculations vary and may not be reliable nor comparable. Not all publicly traded securities are ranked; data may be incorrect or out of date. Rankings are for informational purposes only and do not constitute advice. [Full disclaimer](#)

## Spotlight On: IEP – 5.3% Yield

### Icahn Enterprises L P



Icahn Enterprises is a holding company. Through its subsidiaries, Co. has several businesses: Investment, which provides investment advisory and administrative and back office services; Automotive, which consists of Federal-Mogul Corporation; Energy, which includes its ownership in CVR Energy, Inc.; Metals, which consists of PSC Metals Inc.; Railcar, which mainly consists of American Railcar Industries, Inc.; Gaming, which consists of Tropicana Entertainment, Inc.; Food Packaging, which consists of Viskase Companies, Inc.; Real Estate, which consists of rental real estate, property development and associated resort activities; and Home Fashion, which consists of WestPoint Home LLC.

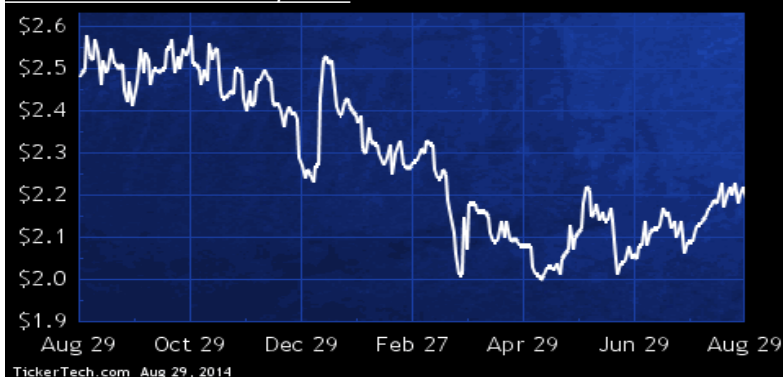
## Materials

DividendRank	Symbol	Dividend	Recent Yield*
#1	<u>DSWL</u>	Q 0.20	9.14%
#2	<u>AGU</u>	Q 3.00	3.17%
#3	<u>SWM</u>	Q 1.44	3.39%
#4	<u>TUP</u>	Q 2.72	3.70%
#5	<u>POT</u>	Q 1.40	3.97%
#6	<u>SMG</u>	Q 1.80	2.95%
#7	<u>CF</u>	Q 6.00	2.31%
#8	<u>SON</u>	Q 1.28	3.14%
#9	<u>PKG</u>	Q 1.60	2.38%
#10	<u>EMN</u>	Q 1.40	1.70%

\*(updated 7 hours, 52 minutes ago) Yield calculations vary and may not be reliable nor comparable. Not all publicly traded securities are ranked; data may be incorrect or out of date. Rankings are for informational purposes only and do not constitute advice. [Full disclaimer](#)

## Spotlight On: DSWL — 9.1% Yield

### Deswell Industries, Inc.



Deswell Industries is a holding company. Co. is engaged in the manufacture and sale of injection-molded plastic parts and components, electronic products and subassemblies and metallic molds and accessory parts for original equipment manufacturers, and contract manufacturers. Computershare Investor Services, Canton, MAComputershare Investor Services, Canton, MAapprox. recordapprox. record

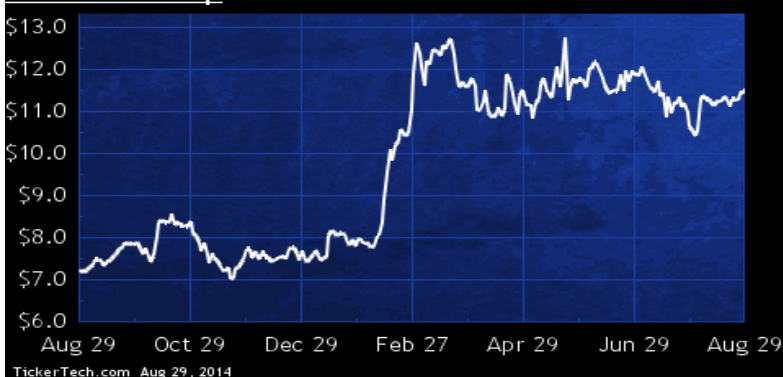
## Media

DividendRank	Symbol	Dividend	Recent Yield*
#1	<u>AHC</u>	Q 0.32	2.79%
#2	<u>QUAD</u>	Q 1.20	5.44%
#3	<u>BBGI</u>	Q 0.18	2.95%
#4	<u>OMC</u>	Q 2.00	2.77%
#5	<u>EVC</u>	Q 0.10	2.13%
#6	<u>TWC</u>	Q 3.00	2.04%
#7	<u>BRC</u>	Q 0.78	3.01%
#8	<u>DLX</u>	Q 1.20	2.02%
#9	<u>IPG</u>	Q 0.38	1.93%
#10	<u>CRRC</u>	Q 0.84	6.47%

\*(updated 7 hours, 52 minutes ago) Yield calculations vary and may not be reliable nor comparable. Not all publicly traded securities are ranked; data may be incorrect or out of date. Rankings are for informational purposes only and do not constitute advice. [Full disclaimer](#)

## Spotlight On: AHC — 2.8% Yield

### A.H. Belo Corp



A. H. Belo is a newspaper publishing and local news and information company that owns and operates three metropolitan daily newspapers and related websites. Co. publishes The Dallas Morning News ([www.dallasnews.com](http://www.dallasnews.com)), a newspaper in Texas; The Providence Journal ([www.providencejournal.com](http://www.providencejournal.com)), a daily newspaper in the U.S.; and the Denton Record-Chronicle ([www.dentonrc.com](http://www.dentonrc.com)), a daily newspaper operating in Denton, TX. In addition, Co. provides digital marketing solutions through 508 Digital and Your Speakeasy, LLC, and also owns and operates commercial printing, distribution and direct mail service businesses.

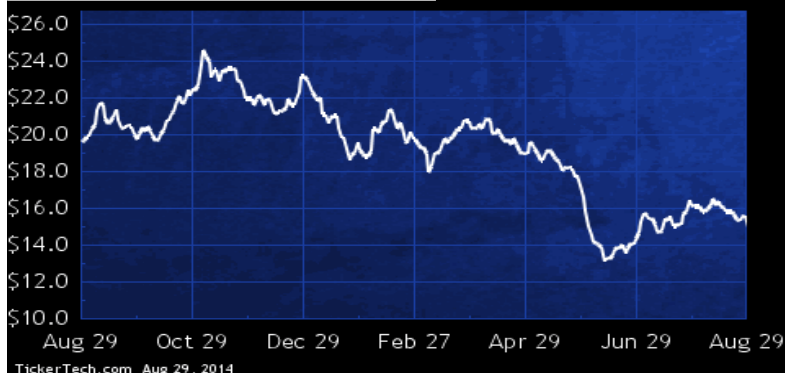
## Metals & Mining

DividendRank	Symbol	Dividend	Recent Yield*
#1	<u>CLV</u>	Q 1.75	11.69%
#2	<u>SXCP</u>	Q 2.06	6.79%
#3	<u>RNO</u>	Q 1.78	13.24%
#4	<u>NSU</u>	Q 0.14	3.45%
#5	<u>CALVF</u>	Q 0.06	6.40%
#6	<u>AHGP</u>	Q 3.48	4.94%
#7	<u>OCIR</u>	Q 2.00	8.67%
#8	<u>PAAS</u>	Q 0.50	3.52%
#9	<u>NRP</u>	Q 1.40	8.76%
#10	<u>RS</u>	Q 1.40	2.01%

\*(updated 7 hours, 52 minutes ago) Yield calculations vary and may not be reliable nor comparable. Not all publicly traded securities are ranked; data may be incorrect or out of date. Rankings are for informational purposes only and do not constitute advice. [Full disclaimer](#)

## Spotlight On: CLV – 11.7% Yield

### Cliffs Natural Resources, Inc.



Cliffs Natural Resources is a mining and natural resources company, an iron ore producer and a producer of high and low-volatile metallurgical coal. Co.'s operations are organized according to product category and geographic location: U.S. Iron Ore, Eastern Canadian Iron Ore, Asia Pacific Iron Ore, and North American Coal. In the U.S., Co. operates five iron ore mines in Michigan and Minnesota, four metallurgical coal operations located in West Virginia and Alabama, and one thermal coal mine located in West Virginia. Co. also operates two iron ore mines in Eastern Canada. Co.'s Asia Pacific operations consist solely of its Koolyanobbing iron ore mining complex in Western Australia.

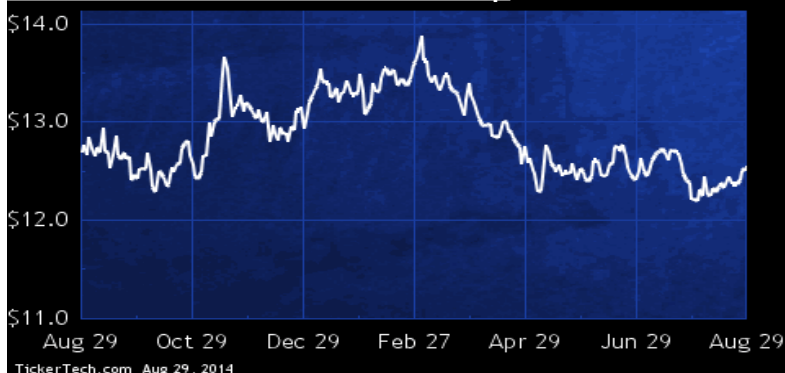
## Real Estate

DividendRank	Symbol	Dividend	Recent Yield*
#1	<u>ACRE</u>	Q 1.00	7.99%
#2	<u>ABR</u>	Q 0.52	7.47%
#3	<u>NRZ</u>	Q 0.70	11.20%
#4	<u>OAKS</u>	M 1.50	13.23%
#5	<u>ZFC</u>	Q 1.60	8.33%
#6	<u>RSO</u>	Q 0.80	14.90%
#7	<u>RAS</u>	Q 0.72	8.98%
#8	<u>PMT</u>	Q 2.36	10.67%
#9	<u>APTS</u>	Q 0.64	7.34%
#10	<u>CCG</u>	Q 0.66	8.09%

\*(updated 7 hours, 52 minutes ago) Yield calculations vary and may not be reliable nor comparable. Not all publicly traded securities are ranked; data may be incorrect or out of date. Rankings are for informational purposes only and do not constitute advice. [Full disclaimer](#)

## Spotlight On: ACRE – 8.0% Yield

### Ares Commercial Real Estate Corp



Ares Commercial Real Estate is engaged mainly on originating, investing in and managing middle-market commercial real estate (CRE) loans and other CRE-related investments. Co. is externally managed by Ares Commercial Real Estate Management LLC (ACREM or Manager), an investment adviser and a wholly owned subsidiary of Ares Management LLC, a global alternative asset manager. To a lesser extent, Co. invests in other loans and securities, including but not limited to loans to real estate or hospitality companies, debtor-in-possession loans, preferred equity and selected other income producing equity investments, such as triple net lease equity. Co. is also engaged in mortgage banking business.



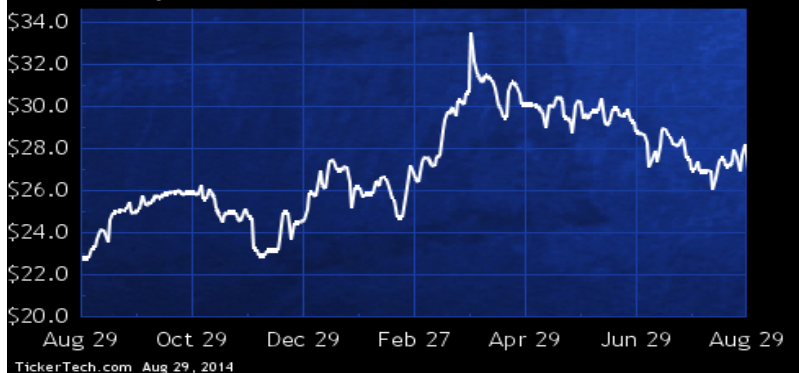
## Technology

DividendRank	Symbol	Dividend	Recent Yield*
#1	<u>FORTY</u>	A 0.48	1.78%
#2	<u>CSPI</u>	Q 0.44	5.67%
#3	<u>STM</u>	Q 0.40	4.87%
#4	<u>SMTP</u>	Q 0.48	7.49%
#5	<u>AMSWA</u>	Q 0.40	4.42%
#6	<u>WILN</u>	Q 0.20	5.25%
#7	<u>WSTG</u>	Q 0.68	4.33%
#8	<u>EVOL</u>	Q 0.44	4.61%
#9	<u>CPWR</u>	Q 0.50	5.43%
#10	<u>SILC</u>	A 1.00	3.31%

\*(updated 7 hours, 52 minutes ago) Yield calculations vary and may not be reliable nor comparable. Not all publicly traded securities are ranked; data may be incorrect or out of date. Rankings are for informational purposes only and do not constitute advice. [Full disclaimer](#)

## Spotlight On: FORTY – 1.8% Yield

### Formula Systems (1985) Ltd. (Israel)



Formula Systems (1985) is a global IT solutions and services company. Co. is principally engaged in providing software consulting services, developing proprietary software products and providing computer-based business solutions. Co. delivers its solutions in over 50 countries worldwide to customers with complex IT services needs. Co. operates in two principal business areas: IT services and proprietary software solutions. Co. designs and implements IT solutions. In delivering its IT services, Co. at times uses proprietary software. Co. designs, develops and markets proprietary software solutions for sale in selected niche markets worldwide.

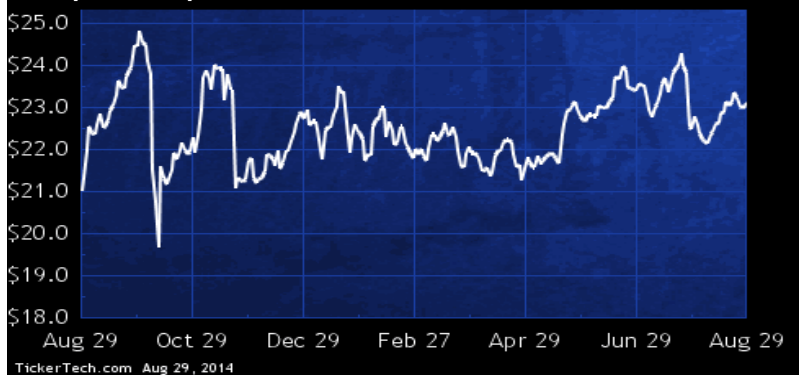
## Transportation

DividendRank	Symbol	Dividend	Recent Yield*
#1	<u>SSW</u>	Q 1.38	5.98%
#2	<u>FLY</u>	Q 1.00	6.88%
#3	<u>TGH</u>	Q 1.88	5.31%
#4	<u>TAL</u>	Q 2.88	6.33%
#5	<u>KNOP</u>	Q 1.74	6.19%
#6	<u>VLCCF</u>	Q 0.80	6.54%
#7	<u>SB</u>	Q 0.24	2.80%
#8	<u>NAO</u>	Q 1.80	9.33%
#9	<u>CMRE</u>	Q 1.12	4.99%
#10	<u>GMLP</u>	Q 2.19	5.82%

\*(updated 7 hours, 52 minutes ago) Yield calculations vary and may not be reliable nor comparable. Not all publicly traded securities are ranked; data may be incorrect or out of date. Rankings are for informational purposes only and do not constitute advice. [Full disclaimer](#)

## Spotlight On: SSW – 6.0% Yield

### Seaspan Corp



Seaspan is an independent charter owner and manager of containerships. Co. primarily deploys its vessels on long-term, fixed-rate time charters. As of Feb 28, 2014, Co. operates a fleet of 71 vessels (including 8 leased vessels) and have entered into contracts to purchase an additional 16 containerships. As of Feb 28, 2014, the average age of the 71 vessels in Co.'s operating fleet was approximately 6 years. Co. operates in markets that are very competitive and based primarily on supply and demand. Co. competes for charters based upon price, customer relationships, operating and technical expertise, professional reputation and size, age and condition of the vessel.

**Preferreds:** [SSW.PRC](#), [SSW.PR.D](#), [SSW.PRE](#)

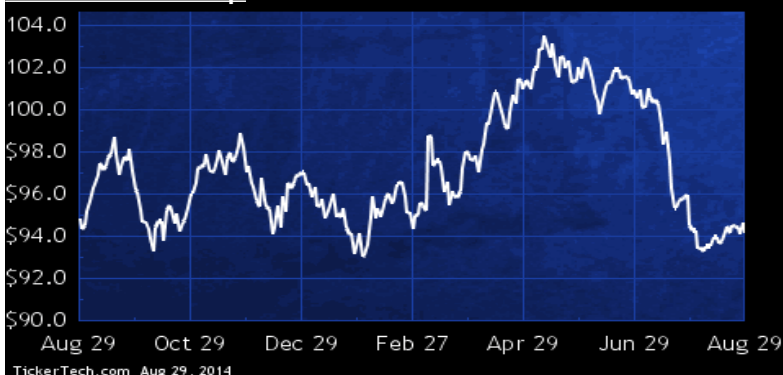
## Travel & Entertainment

DividendRank	Symbol	Dividend	Recent Yield*
#1	<u>MCD</u>	Q 3.24	3.45%
#2	<u>CBRL</u>	Q 4.00	4.00%
#3	<u>IGT</u>	Q 0.44	2.64%
#4	<u>CNK</u>	Q 1.00	2.85%
#5	<u>DRI</u>	Q 2.20	4.67%
#6	<u>BAGL</u>	Q 0.52	3.71%
#7	<u>HOT</u>	Q 1.40	1.67%
#8	<u>BOBE</u>	Q 1.24	2.84%
#9	<u>TXRH</u>	Q 0.60	2.26%
#10	<u>WYN</u>	Q 1.40	1.75%

\*(updated 7 hours, 52 minutes ago) Yield calculations vary and may not be reliable nor comparable. Not all publicly traded securities are ranked; data may be incorrect or out of date. Rankings are for informational purposes only and do not constitute advice. [Full disclaimer](#)

## Spotlight On: MCD – 3.5% Yield

### McDonald's Corp



McDonald's franchises and operates McDonald's restaurants. Co.'s reportable segments include the U.S., Europe, and Asia/Pacific, Middle East and Africa. Co.'s menu includes hamburgers and cheeseburgers, Big Mac, Quarter Pounder with Cheese, Filet-O-Fish, several chicken sandwiches, Chicken McNuggets, Snack Wraps, french fries, salads, oatmeal, shakes, McFlurry desserts, sundaes, soft serve cones, pies, soft drinks, coffee, McCafe beverages and other beverages. At Dec 31 2013, Co. had a total of 35,429 restaurants in 119 countries, including 28,691 that were franchised or licensed, and 6,738 were operated by Co.

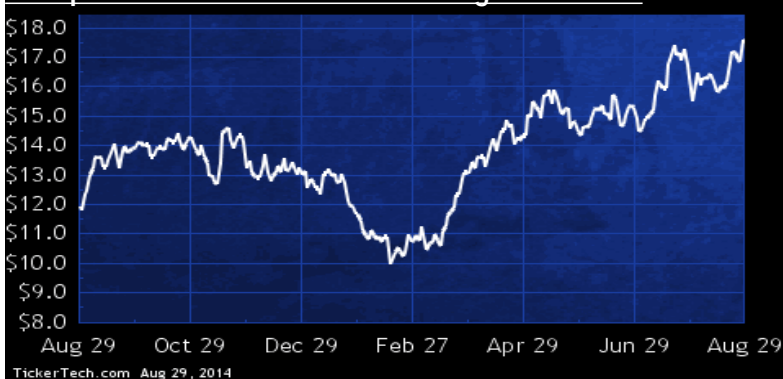
## Utilities

DividendRank	Symbol	Dividend	Recent Yield*
#1	<u>ELP</u>	A 0.41	2.33%
#2	<u>AVA</u>	Q 1.27	3.95%
#3	<u>AT</u>	M 0.40	10.31%
#4	<u>SGU</u>	Q 0.35	5.99%
#5	<u>SPH</u>	Q 3.50	7.83%
#6	<u>APU</u>	Q 3.52	7.61%
#7	<u>TU</u>	Q 1.52	4.17%
#8	<u>PNW</u>	Q 2.27	4.02%
#9	<u>I</u>	Q 1.84	5.30%
#10	<u>EDE</u>	Q 1.02	3.98%

\*(updated 7 hours, 52 minutes ago) Yield calculations vary and may not be reliable nor comparable. Not all publicly traded securities are ranked; data may be incorrect or out of date. Rankings are for informational purposes only and do not constitute advice. [Full disclaimer](#)

## Spotlight On: ELP – 2.3% Yield

### Companhia Paranaense De Energia - COPEL



Companhia Paranaense de Energia is an electric power public services grantee controlled by the state of Parana. Co. through its subsidiaries, is engaged in the research, study, planning, building and exploration production, transformation, supply, trade and transport of energy. Co. can also participate, along with public or private companies, in consortiums, companies and corporations whose objectives are development of activities in energy, telecommunications and natural gas areas Co. provides telecommunication and communication services in general, it prepares specific studies and projects, in compliance with legislation in force, in Parana and Region II of General Plan of Grants.

