

September, 2020 – *DividendRank* Report

<http://www.dividendchannel.com/>

History has shown that the bulk of the stock market's returns are delivered by dividends. Only consistently profitable companies can afford to keep paying dividends, so profitability is of critical importance. And investors shouldn't pay too expensive a price to buy a stock, even if the company itself is strong. So therefore, dividend investors should be most interested in researching the strongest most profitable companies, that also happen to be trading at an attractive valuation.

Each month, Dividend Channel screens through our coverage universe of dividend paying stocks, to look at a variety of data – dividend history & yield, book value, quarterly earnings – and compare it to the stock's trading data to come up with certain calculations about profitability and about the stock's valuation (whether we think it looks "cheap" or "expensive"). Our proprietary DividendRank formula ranks stocks within the following 18 sectors/categories, to identify the top most "interesting" ideas that merit further research.

[Business Services & Equipment](#)

[Construction](#)

[Consumer Goods](#)

[Consumer Services](#)

[Energy](#)

[ETFs & CEFs](#)

[Financial](#)

[Healthcare](#)

[Industrial](#)

[Manufacturing](#)

[Materials](#)

[Media](#)

[Metals & Mining](#)

[Real Estate](#)

[Technology](#)

[Transportation](#)

[Travel & Entertainment](#)

[Utilities](#)

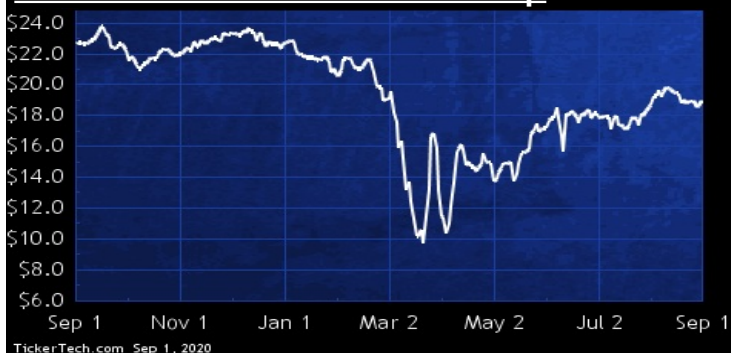
BUSINESS SERVICES & EQUIPMENT

DividendRank	Symbol	Dividend	Recent Yield*
#1	NEWT	Q 2.32	12.26%
#2	CCAP	Q 1.64	13.28%
#3	TRTN	Q 2.08	5.77%
#4	IRM	Q 2.47	8.22%
#5	WD	Q 1.44	2.63%
#6	RMR	Q 1.52	5.39%
#7	HCSG	Q 0.81	3.92%
#8	BBSI	Q 1.20	2.08%
#9	CZZ	A 0.11	0.62%
#10	RGP	Q 0.56	4.56%

* (updated 7 hours, 21 minutes ago) Yield calculations vary and may not be reliable nor comparable. Not all publicly traded securities are ranked; data may be incorrect or out of date. Rankings are for informational purposes only and do not constitute advice. [Full disclaimer](#)

SPOTLIGHT ON: NEWT — 12.3% YIELD

Newtek Business Services Corp



Newtek Business Services is an internally managed business development company that is a national non-bank lender that provides business and financial solutions under the Newtek® brand. Co.'s products and services include: business lending including U.S. Small Business Administration 7(a) loans, 504 loans and conventional loans, electronic payment processing, managed technology solutions (cloud computing), technology consulting, eCommerce, accounts receivable and inventory financing, personal and commercial lines insurance services, web services, data backup, storage and retrieval, and payroll and benefits solutions to small-and-medium sized business accounts nationwide.

[BDC](#) NEWT is a BDC — view [NEWT BDCInvestor Profile](#).

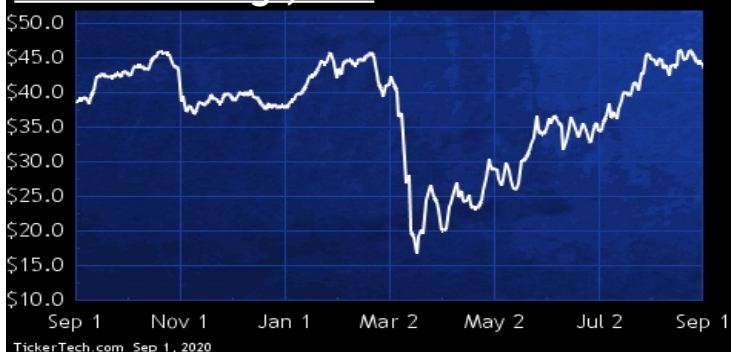
CONSTRUCTION

DividendRank	Symbol	Dividend	Recent Yield*
#1	MDC	Q 1.32	3.04%
#2	HEES	Q 1.10	5.43%
#3	PRIM	Q 0.24	1.26%
#4	PHM	Q 0.48	1.08%
#5	AGX	Q 1.00	2.36%
#6	GVA	Q 0.52	2.80%
#7	KBH	Q 0.36	1.01%
#8	FLR	Q 0.40	4.20%
#9	FIX	Q 0.42	0.83%
#10	DHI	Q 0.70	0.98%

* (updated 7 hours, 21 minutes ago) Yield calculations vary and may not be reliable nor comparable. Not all publicly traded securities are ranked; data may be incorrect or out of date. Rankings are for informational purposes only and do not constitute advice. [Full disclaimer](#)

SPOTLIGHT ON: MDC — 3.0% YIELD

M.D.C. Holdings, Inc.



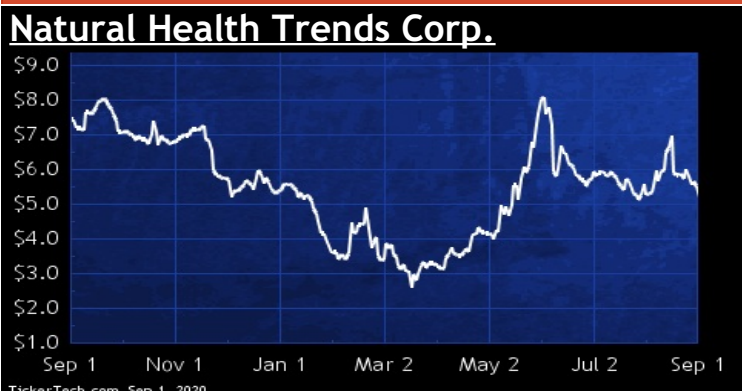
M.D.C. Holdings is engaged in the homebuilding and financial services. Co.'s homebuilding operations consist of its subsidiaries that purchase finished or develop lots to the extent necessary for the construction and sale primarily of single-family detached homes to first-time and first-time move-up homebuyers. Co.'s financial services operations include: HomeAmerican Mortgage Corporation, which originates mortgage loans for its homebuyers; American Home Insurance Agency, Inc., which provides third-party insurance products to its homebuyers; and American Home Title and Escrow Company, which provides title agency services to its homebuilding subsidiaries and its customers in certain states.

CONSUMER GOODS

DividendRank	Symbol	Dividend	Recent Yield*
#1	NHTC	Q 0.80	15.36%
#2	UVV	Q 3.08	7.10%
#3	BGFV	Q 0.40	6.77%
#4	SPTN	Q 0.77	3.85%
#5	COTY	Q 0.50	13.97%
#6	KSS	Q 2.82	13.18%
#7	MO	Q 3.44	7.86%
#8	KBAL	Q 0.36	3.21%
#9	WEYS	Q 0.96	5.33%
#10	BG	Q 2.00	4.38%

* (updated 7 hours, 21 minutes ago) Yield calculations vary and may not be reliable nor comparable. Not all publicly traded securities are ranked; data may be incorrect or out of date. Rankings are for informational purposes only and do not constitute advice. [Full disclaimer](#)

SPOTLIGHT ON: NHTC – 15.4% YIELD



Natural Health Trends is a direct-selling and e-commerce company. Co. provides a line of NHT Global branded products in various categories, including: wellness, which includes targeted nutrition for joint health, antioxidant support, digestive health, heart health, vision health, immune support and cellular health, which are in liquid, encapsulated, tableted and powder dietary and nutritional supplements, vitamins and minerals; herbal, which includes herbal supplements formulated incorporating ingredients found in Chinese medicine; beauty, which includes cleansers, creams, lotions, serums and toners; and lifestyle, which includes weight management and energy enhancing supplements.

CONSUMER SERVICES

DividendRank	Symbol	Dividend	Recent Yield*
#1	BEDU	A 0.12	1.55%
#2	SCI	Q 0.76	1.66%
#3	CSV	Q 0.35	1.58%
#4	GHC	Q 5.80	1.36%
#5	STRA	Q 2.40	2.34%
#6	CLCT	Q 0.70	1.57%
#7	MNRO	Q 0.88	1.91%
#8	TRU	Q 0.30	0.35%

* (updated 7 hours, 21 minutes ago) Yield calculations vary and may not be reliable nor comparable. Not all publicly traded securities are ranked; data may be incorrect or out of date. Rankings are for informational purposes only and do not constitute advice. [Full disclaimer](#)

SPOTLIGHT ON: BEDU – 1.6% YIELD



Bright Scholar Education Holdings is a holding company. Through its subsidiaries, Co. is engaged in the provision of private fundamental education and complementary education services including kindergarten, primary, middle, high school and international schools in the People's Republic of China, and education programs and services including independent schools and colleges in United Kingdom, the United States and Canada. Co. provides a range of internationally-accredited curricula in its international schools. Co. tailors the delivery of coursework to support learning outcomes for Co.'s students and prepare them for higher education overseas.

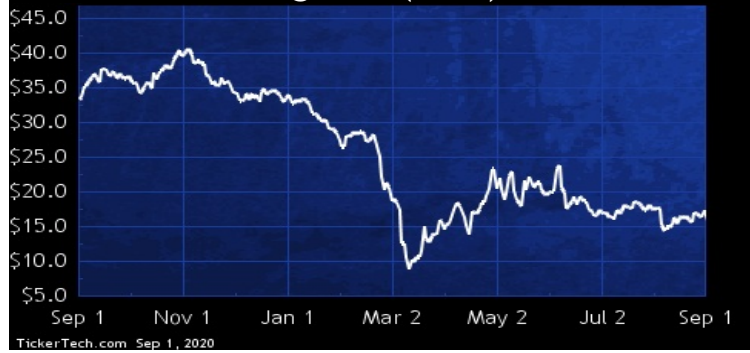
ENERGY

DividendRank	Symbol	Dividend	Recent Yield*
#1	DK	Q 1.24	7.88%
#2	CEQP	Q 2.50	18.41%
#3	PBA	M 2.52	7.73%
#4	CNQ	Q 1.70	6.56%
#5	KNOP	Q 2.08	16.83%
#6	SFL	Q 1.00	11.39%
#7	VLO	Q 3.92	7.45%
#8	ENB	Q 2.45	7.64%
#9	HMLP	Q 1.76	16.81%
#10	PBF	Q 1.20	14.02%

* (updated 7 hours, 21 minutes ago) Yield calculations vary and may not be reliable nor comparable. Not all publicly traded securities are ranked; data may be incorrect or out of date. Rankings are for informational purposes only and do not constitute advice. [Full disclaimer](#)

SPOTLIGHT ON: DK — 7.9% YIELD

Delek US Holdings Inc (New)



Delek US Holdings is a holding company. Through its subsidiaries, Co. is engaged in the downstream energy business focused on petroleum refining, the transportation, storage and wholesale distribution of crude oil, intermediate and refined products and convenience store retailing. Co.'s segments are: refining, which processes crude oil and other feedstocks for the manufacture of transportation motor fuels; logistics, which gathers, transports and stores crude oil and markets, distributes, transports and stores refined products; and retail, which includes the operations of Alon USA Energy, Inc.'s convenience store sites located primarily in central and West Texas and New Mexico.

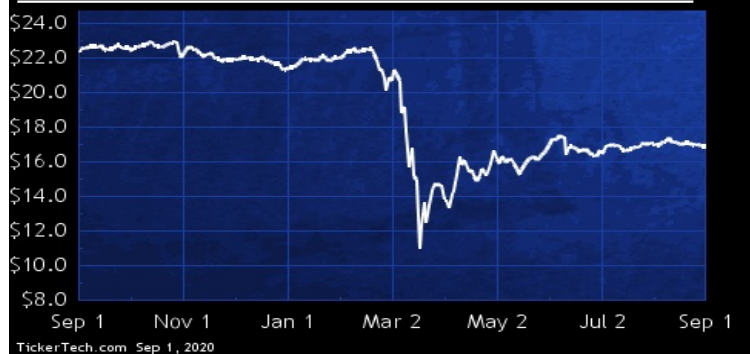
ETFS & CEFS

DividendRank	Symbol	Dividend	Recent Yield*
#1	RA	M 2.39	14.11%
#2	OPP	M 2.16	15.21%
#3	DPG	Q 1.40	12.51%
#4	RIV	M 2.16	13.99%
#5	KBWY	M 2.52	13.46%
#6	PCI	M 2.09	11.03%
#7	BIZD	Q 1.54	12.60%
#8	JQC	M 0.97	15.93%
#9	KBWD	M 1.46	10.64%
#10	BGX	M 1.20	9.55%

* (updated 7 hours, 21 minutes ago) Yield calculations vary and may not be reliable nor comparable. Not all publicly traded securities are ranked; data may be incorrect or out of date. Rankings are for informational purposes only and do not constitute advice. [Full disclaimer](#)

SPOTLIGHT ON: RA — 14.1% YIELD

Brookfield Real Assets Income Fund Inc



Brookfield Real Assets Income Fund is registered as a diversified, closed-end management investment company. The Fund's investment objective is to seek high total return, primarily through high current income and secondarily, through growth of capital. The Fund seeks to achieve its investment objective by investing primarily in the real asset class, which includes the following: Real Estate Securities; Infrastructure Securities; and Natural Resources Securities.

FINANCIAL

DividendRank	Symbol	Dividend	Recent Yield*
#1	ORI	Q 0.84	5.21%
#2	WHF	Q 1.42	13.26%
#3	RSF	M 1.74	11.76%
#4	ASB	Q 0.72	5.36%
#5	NRIM	Q 1.40	5.20%
#6	CSWC	Q 1.64	11.11%
#7	FFIC	Q 0.84	6.92%
#8	MFC	Q 1.12	5.79%
#9	MVBF	Q 0.36	2.54%
#10	FSFG	Q 0.68	1.56%

* (updated 7 hours, 21 minutes ago) Yield calculations vary and may not be reliable nor comparable. Not all publicly traded securities are ranked; data may be incorrect or out of date. Rankings are for informational purposes only and do not constitute advice. [Full disclaimer](#)

SPOTLIGHT ON: ORI — 5.2% YIELD

Old Republic International Corp.



Old Republic International is a holding company engaged in the business of insurance underwriting and related services. Through its regulated insurance company subsidiaries, Co. conducts its operations in three main segments: General Insurance Group, which is a commercial lines insurance business focused on liability insurance coverages; Title Insurance Group, which consists mainly of the issuance of policies to real estate purchasers and investors based upon searches of the public records, which contain information concerning interests in real property; and the Republic Financial Indemnity Group Run-off Business, which consists of mortgage guaranty and consumer credit indemnity operations.

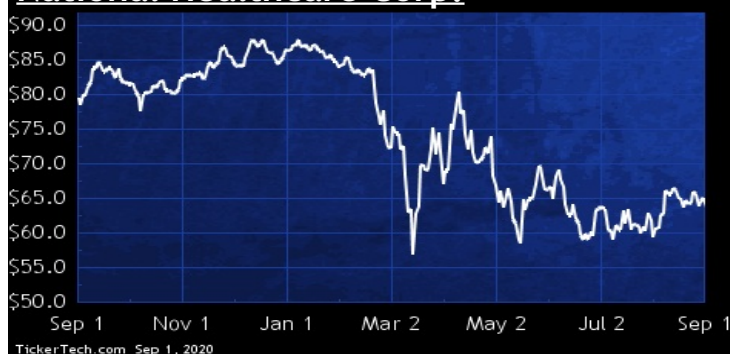
HEALTHCARE

DividendRank	Symbol	Dividend	Recent Yield*
#1	NHC	Q 2.08	3.27%
#2	GILD	Q 2.72	4.07%
#3	CAH	Q 1.94	3.83%
#4	PFE	Q 1.52	4.02%
#5	MRK	Q 2.44	2.86%
#6	ABBV	Q 4.72	4.93%
#7	MMM	Q 5.88	3.61%
#8	AMGN	Q 6.40	2.53%
#9	GSK	Q 1.97	4.96%
#10	FMS	A 0.71	1.67%

* (updated 7 hours, 21 minutes ago) Yield calculations vary and may not be reliable nor comparable. Not all publicly traded securities are ranked; data may be incorrect or out of date. Rankings are for informational purposes only and do not constitute advice. [Full disclaimer](#)

SPOTLIGHT ON: NHC — 3.3% YIELD

National Healthcare Corp.



National HealthCare is engaged in the operation of skilled nursing facilities, assisted living facilities, independent living facilities and homecare programs. Co.'s business activities include providing sub-acute and post-acute skilled nursing care, intermediate nursing care, rehabilitative care, memory and Alzheimer's care, senior living services, and home health care services. Co. has a non-controlling ownership interest in a hospice care business that services Co.-owned health care centers and others. In addition, Co. provides management services, accounting and financial services, as well as insurance services to third party operators of health care facilities.

Preferred: [NHC.PRA](#)

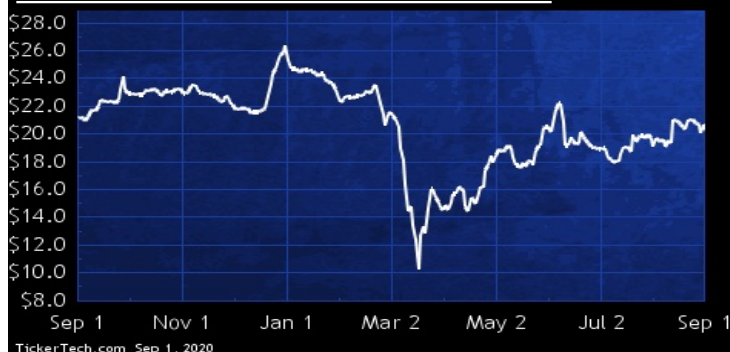
INDUSTRIAL

DividendRank	Symbol	Dividend	Recent Yield*
#1	WLKP	Q 1.89	9.31%
#2	KRO	Q 0.72	5.76%
#3	MSM	Q 3.00	4.55%
#4	LYB	Q 4.20	6.41%
#5	SOI	Q 0.42	5.40%
#6	OLN	Q 0.80	7.11%
#7	CC	Q 1.00	4.84%
#8	IFFT	Q 3.00	6.61%
#9	GD	Q 4.40	2.95%
#10	LMT	Q 9.60	2.46%

* (updated 7 hours, 21 minutes ago) Yield calculations vary and may not be reliable nor comparable. Not all publicly traded securities are ranked; data may be incorrect or out of date. Rankings are for informational purposes only and do not constitute advice. [Full disclaimer](#)

SPOTLIGHT ON: WLKP — 9.3% YIELD

Westlake Chemical Partners LP



Westlake Chemical Partners is a limited partnership that operates, acquires and develops ethylene production facilities and related assets. Co.'s business and operations are conducted through its subsidiary, Westlake Chemical OpCo LP (OpCo). OpCo sells ethylene to Westlake Chemical Corporation and others, as well as co-products of ethylene production, including propylene, crude butadiene, pyrolysis gasoline and hydrogen.

MANUFACTURING

DividendRank	Symbol	Dividend	Recent Yield*
#1	CRWS	Q 0.32	5.35%
#2	IEP	Q 8.00	16.07%
#3	LEG	Q 1.60	3.90%
#4	JRSH	Q 0.20	4.17%
#5	CSCO	Q 1.44	3.41%
#6	MGA	Q 1.60	3.29%
#7	GPC	Q 3.16	3.35%
#8	HON	Q 3.60	2.17%
#9	HBI	Q 0.60	3.92%
#10	BSET	Q 0.82	6.51%

* (updated 7 hours, 21 minutes ago) Yield calculations vary and may not be reliable nor comparable. Not all publicly traded securities are ranked; data may be incorrect or out of date. Rankings are for informational purposes only and do not constitute advice. [Full disclaimer](#)

SPOTLIGHT ON: CRWS — 5.3% YIELD

Crown Crafts, Inc.



Crown Crafts operates indirectly through its subsidiaries, Sassy Baby, Inc., NoJo Baby & Kids, Inc., and Carousel Designs, LLC, in the infant, toddler and juvenile products segment within the consumer products industry. The infant, toddler and juvenile products segment consists of infant and toddler bedding and blankets, bibs, soft bath products, disposable products, developmental toys and accessories. Co.'s products are sold to retailers, such as mass merchants, chain stores, mid-tier retailers, juvenile specialty stores, value channel stores, grocery and drug stores, restaurants, wholesale clubs and internet-based retailers, as well as directly to consumers through [www.babybedding.com](#).

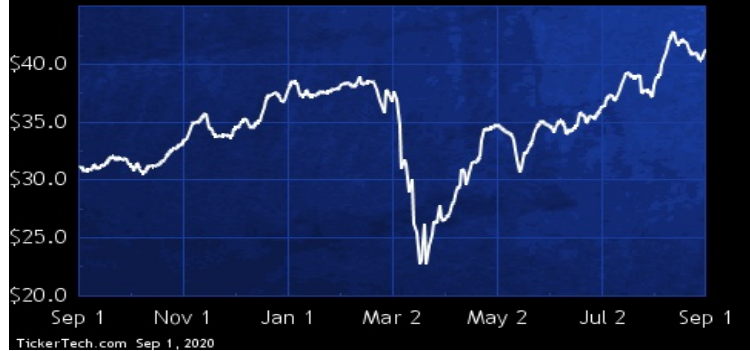
MATERIALS

DividendRank	Symbol	Dividend	Recent Yield*
#1	<u>EVA</u>	Q 3.06	7.41%
#2	<u>DOW</u>	Q 2.80	6.21%
#3	<u>NTR</u>	Q 1.80	4.88%
#4	<u>IP</u>	Q 2.05	5.65%
#5	<u>TG</u>	Q 0.48	2.84%
#6	<u>SMG</u>	Q 2.48	1.47%
#7	<u>NP</u>	Q 1.88	4.25%
#8	<u>ANDE</u>	A 0.17	0.99%
#9	<u>SWM</u>	Q 1.76	5.80%
#10	<u>AVY</u>	Q 2.32	2.01%

* (updated 7 hours, 21 minutes ago) Yield calculations vary and may not be reliable nor comparable. Not all publicly traded securities are ranked; data may be incorrect or out of date. Rankings are for informational purposes only and do not constitute advice. [Full disclaimer](#)

SPOTLIGHT ON: EVA — 7.4% YIELD

Enviva Partners LP



Enviva Partners procures wood fiber and processes it into utility-grade wood pellets and load the finished wood pellets into railcars, trucks and barges for transportation to deep-water marine terminals, where they are received, stored and loaded onto oceangoing vessels for delivery under long-term, take-or-pay off-take contracts to Co.'s customers principally in the United Kingdom, Europe and Japan. Co. owns and operates industrial-scale production plants located in the Mid-Atlantic and Gulf Coast regions of the United States. Co.'s product, utility-grade wood pellets, is used as a substitute for coal in both dedicated and co-fired power generation and combined heat and power plants.

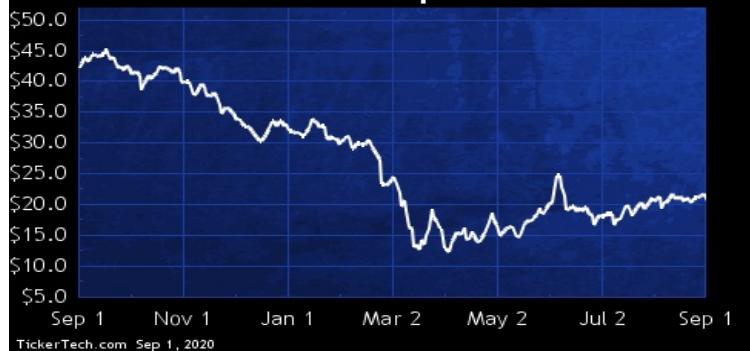
MEDIA

DividendRank	Symbol	Dividend	Recent Yield*
#1	<u>SBGI</u>	Q 0.80	3.84%
#2	<u>IPG</u>	Q 1.02	5.74%
#3	<u>MDP</u>	Q 2.38	17.00%
#4	<u>SJR</u>	M 1.19	4.83%
#5	<u>OMC</u>	Q 2.60	4.81%
#6	<u>NXST</u>	Q 2.24	2.33%
#7	<u>EEX</u>	Q 0.30	10.87%
#8	<u>VALU</u>	Q 0.84	3.22%
#9	<u>AHC</u>	Q 0.16	10.39%
#10	<u>CMCSA</u>	Q 0.92	2.05%

* (updated 7 hours, 21 minutes ago) Yield calculations vary and may not be reliable nor comparable. Not all publicly traded securities are ranked; data may be incorrect or out of date. Rankings are for informational purposes only and do not constitute advice. [Full disclaimer](#)

SPOTLIGHT ON: SBGI — 3.8% YIELD

Sinclair Broadcast Group Inc



Sinclair Broadcast Group is a television media company. The content, distributed through Co.'s broadcast platform and third-party platforms, consists of programming provided by third-party networks and syndicators, local news, college and sports, and other original programming produced by Co. Additionally, Co. owns digital media products that are complementary to its portfolio of television station and regional sports network related digital properties. Outside of its media related businesses, Co. operates technical services companies focused on supply and maintenance of broadcast transmission systems as well as research and development for the advancement of broadcast technology.

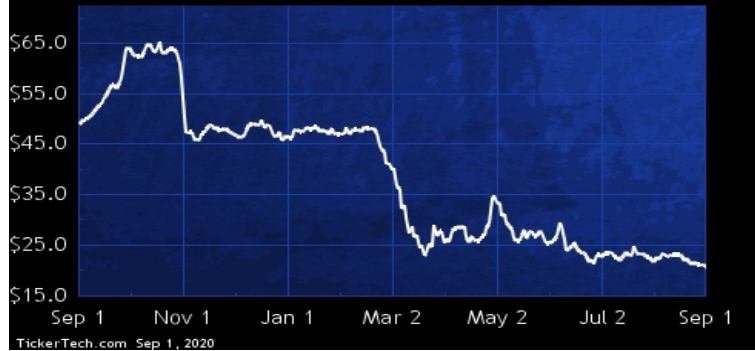
METALS & MINING

DividendRank	Symbol	Dividend	Recent Yield*
#1	NC	Q 0.77	3.76%
#2	NRP	Q 1.80	15.75%
#3	STLD	Q 1.00	3.39%
#4	ATUSF	Q 0.20	1.80%
#5	CRS	Q 0.80	3.80%
#6	KALU	Q 2.68	4.17%
#7	CMCL	Q 0.34	1.87%
#8	TECK	Q 0.20	1.32%
#9	HAYN	Q 0.88	4.70%
#10	CINR	Q 1.36	13.67%

* (updated 7 hours, 21 minutes ago) Yield calculations vary and may not be reliable nor comparable. Not all publicly traded securities are ranked; data may be incorrect or out of date. Rankings are for informational purposes only and do not constitute advice. [Full disclaimer](#)

SPOTLIGHT ON: NC — 3.8% YIELD

NACCO Industries Inc



NACCO Industries is a holding company. Through its subsidiaries Co. operates in the mining and natural resources industries. The Coal Mining segment operates surface coal mines under long-term contracts with power generation companies and activated carbon producers pursuant to a service-based business model. The North American Mining segment provides contract mining and other services for producers of aggregates, lithium and other minerals. This segment provides contract mining services for independently owned mines and quarries. NAMining operates primarily at limestone quarries in Florida. The minerals management segment promotes the development of Co.'s oil, gas and coal reserves.

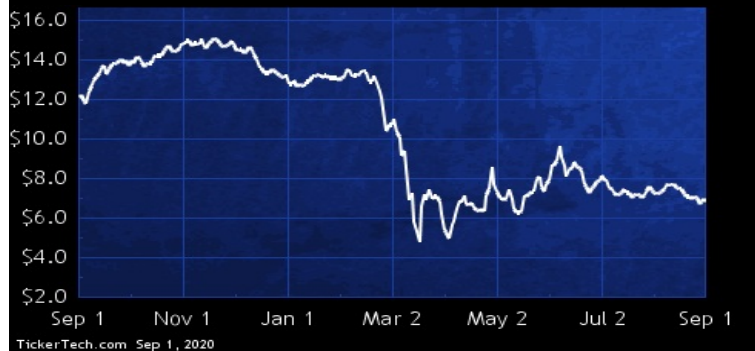
REAL ESTATE

DividendRank	Symbol	Dividend	Recent Yield*
#1	AFIN	M 0.85	12.44%
#2	RIOCF	M 1.44	9.36%
#3	IRTX	Q 0.80	9.07%
#4	BPY	Q 1.33	11.47%
#5	ACRE	Q 1.32	13.25%
#6	CTO	Q 1.60	3.79%
#7	ORCC	Q 1.24	10.05%
#8	PDM	Q 0.84	5.49%
#9	CMO	Q 0.60	9.72%
#10	SLG	M 3.54	7.57%

* (updated 7 hours, 21 minutes ago) Yield calculations vary and may not be reliable nor comparable. Not all publicly traded securities are ranked; data may be incorrect or out of date. Rankings are for informational purposes only and do not constitute advice. [Full disclaimer](#)

SPOTLIGHT ON: AFIN — 12.4% YIELD

American Finance Trust Inc



American Finance Trust is a real estate investment trust. Co. focuses on acquiring and managing a portfolio of retail and distribution related commercial real estate properties. Co. owns a portfolio of commercial properties comprised primarily of freestanding single-tenant properties that are net leased to investment grade and other creditworthy tenants and a portfolio of multi-tenant retail properties consisting primarily of power centers and lifestyle centers. Substantially all of Co.'s business is conducted through American Finance Operating Partnership, L.P., and its wholly-owned subsidiaries.

Preferred: [AFINP](#)

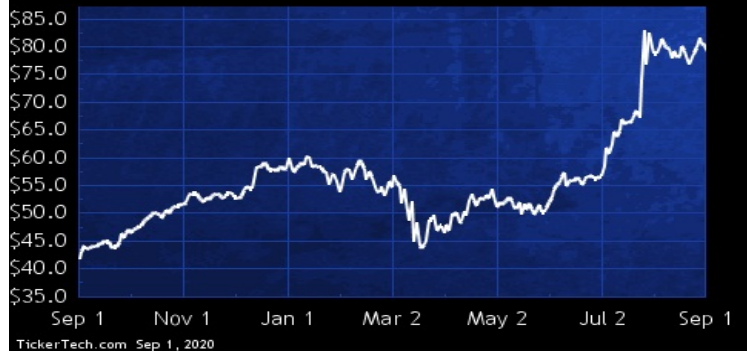
TECHNOLOGY

DividendRank	Symbol	Dividend	Recent Yield*
#1	TSM	Q 1.67	2.11%
#2	IMOS	A 1.23	6.34%
#3	HPE	Q 0.48	4.96%
#4	STX	Q 2.60	5.42%
#5	CWEN	Q 1.25	4.90%
#6	SIMO	Q 1.40	3.69%
#7	UMC	A 0.14	3.86%
#8	TAIT	Q 0.14	6.01%
#9	ADP	Q 3.64	2.62%
#10	AVT	Q 0.84	3.05%

* (updated 7 hours, 21 minutes ago) Yield calculations vary and may not be reliable nor comparable. Not all publicly traded securities are ranked; data may be incorrect or out of date. Rankings are for informational purposes only and do not constitute advice. [Full disclaimer](#)

SPOTLIGHT ON: TSM – 2.1% YIELD

Taiwan Semiconductor Manufacturing Co., Ltd.



Taiwan Semiconductor Manufacturing is a foundry in the semiconductor industry which engages mainly in the manufacturing, selling, packaging, testing and computer-aided design of integrated circuits and other semiconductor devices and the manufacturing of masks.

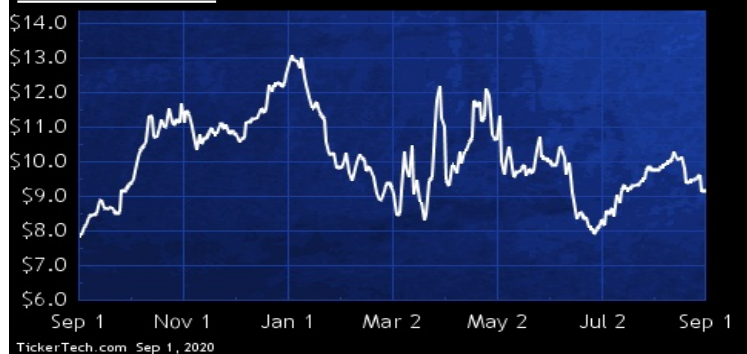
TRANSPORTATION

DividendRank	Symbol	Dividend	Recent Yield*
#1	EURN	Q 1.88	20.61%
#2	NAT	Q 0.80	18.35%
#3	TRMD	S 1.70	24.29%
#4	NNA	Q 1.20	21.02%
#5	ATCO	Q 0.50	5.79%
#6	FTAI	Q 1.32	8.33%
#7	AL	Q 0.60	1.93%
#8	INSW	Q 0.24	1.42%
#9	GBX	Q 1.08	3.97%
#10	PATI	Q 0.60	7.02%

* (updated 7 hours, 21 minutes ago) Yield calculations vary and may not be reliable nor comparable. Not all publicly traded securities are ranked; data may be incorrect or out of date. Rankings are for informational purposes only and do not constitute advice. [Full disclaimer](#)

SPOTLIGHT ON: EURN – 20.6% YIELD

Euronav NV



Euronav is a provider of international maritime shipping and offshore services engaged primarily in the transportation and storage of crude oil. Co. has two operating segments: the operation of crude oil tankers in the international markets (the Tankers Segment) and the floating production, storage and offloading operations (the FSO/FpSO Segment).

TRAVEL & ENTERTAINMENT

DividendRank	Symbol	Dividend	Recent Yield*
#1	BXG	Q 0.52	9.35%
#2	CNK	Q 1.44	9.83%
#3	CUK	Q 2.00	14.31%
#4	QSR	Q 2.08	3.84%
#5	CCL	Q 2.00	12.14%
#6	ARKR	Q 1.00	10.26%
#7	IGT	Q 0.80	7.19%
#8	RCL	Q 3.12	4.53%
#9	BDL	A 0.30	1.75%
#10	LVS	Q 3.08	6.07%

* (updated 7 hours, 21 minutes ago) Yield calculations vary and may not be reliable nor comparable. Not all publicly traded securities are ranked; data may be incorrect or out of date. Rankings are for informational purposes only and do not constitute advice. [Full disclaimer](#)

SPOTLIGHT ON: BXG — 9.3% YIELD



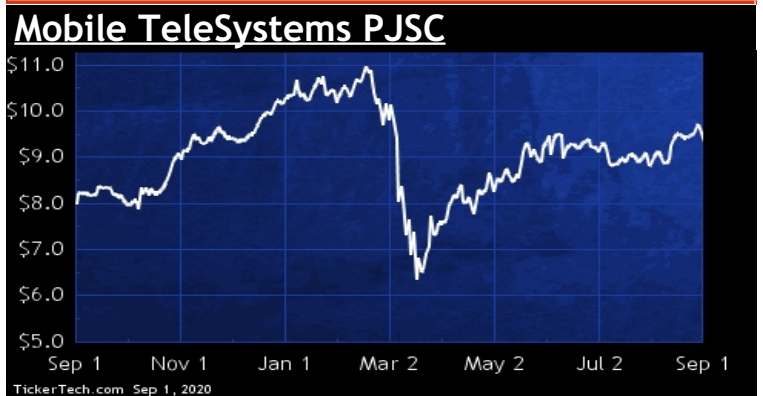
Bluegreen Vacations is a vacation ownership company that markets and sells vacation ownership interests (VOIs) and manages resorts in leisure and urban destinations. Co. operates through two segments: sales of VOIs and financing, which includes its marketing and sales activities related to the VOIs that it owns, its sale of VOIs through fee-for-service arrangements with third-party developers, and its provision of consumer financing in connection with sales of VOIs that it owns; and resort operations and club management, which includes its provision of management services to its Bluegreen Vacation Club (Vacation Club) and to homeowners' associations of the resorts within its Vacation Club.

UTILITIES

DividendRank	Symbol	Dividend	Recent Yield*
#1	MBI	S 1.15	12.34%
#2	HHR	A 0.50	2.44%
#3	BCE	Q 3.33	5.90%
#4	SRE	Q 4.18	3.38%
#5	SPKE	Q 0.72	7.89%
#6	DTP	Q 3.12	6.76%
#7	AY	Q 1.68	5.59%
#8	TDS	Q 0.68	2.94%
#9	PPL	Q 1.66	6.01%
#10	CTL	Q 1.00	9.30%

* (updated 7 hours, 21 minutes ago) Yield calculations vary and may not be reliable nor comparable. Not all publicly traded securities are ranked; data may be incorrect or out of date. Rankings are for informational purposes only and do not constitute advice. [Full disclaimer](#)

SPOTLIGHT ON: MBT — 12.3% YIELD



Mobile TeleSystems is a telecommunications provider in Russia and the Commonwealth of Independent States, providing a range of mobile and fixed line voice and data telecommunications services, including data transfer, broadband, pay-TV and various value-added services, including Big Data, Internet of Things, cloud services, banking services, e-commerce, as well as selling equipment, accessories and software. Co. has the following reportable segments: Russia convergent, Moscow fixed line, Ukraine, and MTS Bank.

